





J. K. CEMENT LIMITED

PROCEDURE FOR E-VOTING AND JOIN VIRTUAL AGM 2026

Procedure for remote e-voting

For Individual Members holding shares in demat mode:

Steps	For Members holding shares with DP registered with NSDL
A	<p>For Members registered on NSDL IDeAS facility</p> <ol style="list-style-type: none"> 1. The NSDL IDeAS facility can be accessed either on Laptop or Mobile by typing the URL https://eservices.nsdl.com/. 2. Once the e-Services home page appears, click on ‘Beneficial Owner’ under the IDeAS Section. 3. User ID and Password are required to be entered. The system will authenticate the Member by sending OTP on registered Mobile Number & e-mail id. 4. After successful authentication, click on ‘Access to e-voting’ under e-voting services. 5. Click on link placed under ‘Actions’ against the Company for which the Member wishes to exercise e-voting for casting the vote during the remote e-voting period or for voting during the AGM. <p>Members who are not already registered and wish to register for NSDL IDeAS facility</p> <p>Option of Direct Registration for IDeAS facility is available at https://eservices.nsdl.com/SecureWeb/IdeasDirectReg.jsp</p>
B	<p>For Members not registered on NSDL IDeAS facility</p> <ol style="list-style-type: none"> 1. The NSDL e-voting website can be accessed either on Laptop or Mobile by typing the URL https://www.evoting.nsdl.com/. 2. Once the e-voting page appears, click on ‘Login’ under the ‘Shareholder/Member’ Section. 3. For logging in, User ID (i.e. 16-digit NSDL demat account number) and Password / OTP and a Verification Code, are required to be entered. The system will authenticate the Member by sending OTP on registered Mobile Number & e-mail id. 4. After successful authentication, the Member will be redirected to the IDeAS e-voting page. 5. Click on link placed under ‘Actions’ against the Company for which the Member wishes to exercise e-voting for casting the vote during the remote e-voting period or for voting during the AGM. <p>‘NSDL Speede’ Mobile App for e-voting</p> <p>For a seamless e-voting experience, Members can also download the ‘NSDL Speede’ App by scanning the below QR code:</p> <p style="text-align: center;">NSDL Mobile App is available on</p> <div style="display: flex; justify-content: center; align-items: center; gap: 20px;"> <div style="text-align: center;">  App Store </div> <div style="text-align: center;">  Google Play </div> </div> <div style="display: flex; justify-content: center; align-items: center; gap: 40px; margin-top: 10px;">   </div>

Steps	For Members holding shares with DP registered with CDSL
A	For Members registered on CDSL Easi / Easiest 1. The CDSL e-voting facility, viz. Easi / Easiest, can be accessed either on Laptop or Mobile by typing the URL https://web.cdslindia.com/myeasitoken/Home/Login . 2. User ID and Password are required to be entered. The system will authenticate the Member by sending OTP on registered Mobile Number & e-mail id. 3. After successful authentication, Members are required to click on NSDL, being the e-voting service provider, and choose the Company for which they wish to cast their vote.
	Members who are not already registered and wish to register for CDSL Easi / Easiest facility Option of Direct Registration for Easi/Easiest facility is available at https://web.cdslindia.com/myeasitoken/Home/Login .
	For Members not registered on CDSL Easi / Easiest facility 1. Members can directly access the e-voting page by typing the URL https://www.evotingindia.com/ either on Laptop or Mobile. 2. Members are required to provide their demat account number and PAN. The system will authenticate the Member by sending OTP on registered Mobile Number & e-mail id. 3. After successful authentication, click on link for e-voting against the Company for which the Member wishes to cast their vote.

Securities held in demat mode - login through depository participants

- A. Members can also login using the login credentials of their demat account through their DP registered with NSDL / CDSL for e-voting facility. After logging in, the e-voting option will appear.
- B. Once Members click on the e-voting option, they will be redirected to the website of NSDL/CDSL. After successful authentication, they can click on options available against the Company for which the Member wishes to exercise e-voting for casting the vote during the remote e-voting period or for voting during the AGM.

Important Note: Members who are unable to retrieve User ID / Password are advised to use the 'Forgot User ID / Password' option.

Advisory for Members	NSDL	CDSL
In order to access e-voting facility, Members are requested to update their Mobile Number and e-mail id in their demat accounts through their DPs.	e-mail id: evoting@nsdl.com Phone no.: 022 - 4886 7000	e-mail id: helpdesk.evoting@cdslindia.com Phone No.: 1800 21 09911
For Technical Assistance Members facing any technical issues related to e-voting may reach out to helpdesk of the respective depositories at the contacts given hereinafter.	Individual demat account holders would be able to cast their vote without having to register again with the e-voting service provider (ESP).	

For other than Individual Members holding shares in demat mode and for Members holding shares in physical mode:

Steps

For Members registered on NSDL IDeAS facility

1. Members who have registered for NSDL e-services i.e. IDeAS, can log-in using the URL <https://eservices.nsdl.com/> with their existing IDeAS login.
2. Once Members log-in to NSDL e-services with their log-in credentials, they can click on e-voting and select the Company for which they wish to cast their vote during the remote e-voting period or for voting during the AGM.

For Members not registered on NSDL IDeAS facility

1. The NSDL e-voting website can be accessed either on Laptop or Mobile by typing the URL <https://eservices.nsdl.com/>.
2. Once the e-voting page appears, click on 'Login' under the 'Shareholder/ Member' Section.
3. For logging in, User ID (i.e. 16-digit NSDL demat account number) and Password / OTP and a Verification Code, are required to be entered. The system will authenticate the Member by sending OTP on registered Mobile Number & e-mail id.

Your User ID details are given below:

Manner of holding shares	User ID
a. For Members holding shares in demat account with NSDL.	8 Character DP ID followed by 8 Digit Client ID For example, if your DP ID is IN300*** and Client ID is 12***** then your user ID is IN300***12*****.
b. For Members who hold shares in demat account with CDSL.	16 Digit Beneficiary ID For example, if your Beneficiary ID is 12***** then your user ID is 12*****.
c. For Members holding shares in Physical Form.	EVEN Number followed by Folio Number registered with the Company For example, if folio number is 001*** and EVEN is 101456 then user ID is 101456001***

How to retrieve the Initial Password?

Members holding shares in demat mode would have received an e-mail from NSDL with the Initial Password in a pdf attachment, on their registered e-mail ids.

The password to open the pdf:

- ✓ for shares held in NSDL account: 8-digit Client ID,
- ✓ for shares held in CDSL account: last 8 digits of Client ID,
- ✓ for shares held in physical mode: folio number.

Members can also use the OTP (One Time Password) based login for casting the votes on the e-voting system of NSDL.

Members who are not able to retrieve the password, can send a request at evoting@nsdl.com mentioning their demat account number / folio number, PAN, name and registered address.

Note: It is strongly recommended that Members take utmost care to keep their password confidential and not to share their password with any other person. Login to the e-voting system shall be disabled upon five unsuccessful attempts to key in the correct password. In such an event, Members are advised to use the 'Forgot User Details/Password' or Physical User Reset Password' option available on <https://www.evoting.nsdl.com/> to reset the password.

How can Members verify that their votes have been cast successfully?

- A. After selecting appropriate options i.e. assent or dissent and after verifying / modifying the number of shares for which the votes are to be cast, click on 'Submit' and also 'Confirm' when prompted.
- B. Upon confirmation, the message 'Vote cast successfully' will be displayed.
- C. Once Members confirm their votes on the resolution(s), they will not be allowed to modify their votes.

Procedure to join the AGM on NSDL e-voting system

1. After successful authentication, Members need to click on 'VC/OAVM' link placed under 'Join Meeting' for joining virtual meeting.
2. Members are encouraged to join the Meeting through Laptops for better experience.
3. Please note that Members connecting from mobile devices, tablets or laptops via mobile hotspot may experience Audio/Video loss due to fluctuation in their respective networks. It is therefore recommended to use stable Wi-Fi or LAN connection to mitigate any kind of aforesaid glitches.
4. For convenience of the Members and proper conduct of AGM, Members can login and join at least 30 minutes before the time scheduled for the AGM. The joining link shall be kept open throughout the proceedings of the AGM.
5. Members, who need assistance before or during the AGM, may send a request at evoting@nsdl.com or contact at 022 - 4886 7000.

Procedure for e-voting during the AGM

6. The procedure for e-voting during the AGM is same as the instructions mentioned above for remote e-voting.
7. Only those Members, who will be present in the AGM through VC/OAVM facility and have not cast their vote on the Resolutions through remote e-voting and are otherwise not barred from doing so, shall be eligible to vote through e-voting system in the AGM.
8. Members who have voted through remote e-voting will be eligible to attend the AGM. However, they will not be eligible to vote at the AGM.

9. In case of any queries, Members may refer the 'Frequently Asked Questions (FAQs) for Shareholders' and e-voting user manual for Shareholders available at the download section of www.evoting.nsdl.com or call on 022 - 4886 7000.

Procedure for Members whose e-mail ids are not registered with the DPs for procuring User ID and Password and registration of e-mail id for e-voting

10. Members whose shares are held in physical mode are requested to send the following details/documents at evoting@nsdl.com, investor.ndmlrta@ndml.in or comp.sec@jkcement.com

- ✓ Name of the Shareholder
- ✓ Folio No.
- ✓ Self-attested copy of PAN and address proof
- ✓ Copy of Share Certificate (front and back)

11. Members whose shares are held in demat mode are requested to send the following details/documents at evoting@nsdl.com investor.ndmlrta@ndml.in or comp.sec@jkcement.com.

- ✓ Name of the Shareholder
- ✓ 16-digit DP ID Client ID or beneficiary ID
- ✓ Self-attested copy of PAN and address proof
- ✓ Copy of Client Master List or Consolidated Account Statement