

STATEMENT OF STANDALONE & CONSOLIDATED AUDITED RESULTS FOR THE QUARTER AND YEAR ENDED 31ST MARCH 2016

(₹./lacs)


S.No.	Particulars	STANDALONE					CONSOLIDATED	
		Three Months Ended			Year Ended		Year ended	
		31-3-2016 Audited	31-12-2015 Unaudited	31-3-2015 Audited	31-3-2016 Audited	31-3-2015 Audited	31-03-2016 Audited	31-03-2015 Audited
PART I								
1	Income from Operations:							
	a)Net sales /Income from Operations	94,958.80	90,284.29	91,138.78	353,103.60	333,731.88	375,568.46	338,735.91
	b)Other Operating Income	2,299.09	71.14	1,093.46	2,928.48	1,984.84	3,474.99	1,986.53
	Total Income from operations (Net)	97,257.89	90,355.43	92,232.24	356,032.08	335,716.72	379,043.45	340,722.44
2	Expenses							
	a) Cost of Materials Consumed	18,250.34	16,967.20	15,031.37	66,579.74	55,620.12	70,947.77	58,249.78
	b) Purchase of Stock in Trade	47.23	39.77	12.20	151.78	103.94	151.78	103.94
	c) Changes in Inventories of Finished Goods,Work in Progress and Stock in Trade	(1,904.22)	843.72	(1,256.48)	828.85	(94.84)	(1,418.38)	(1,070.37)
	d) Employee Benefits Expense	5,531.47	5,950.10	5,815.08	23,144.62	20,254.24	26,533.39	21,026.38
	e) Depreciation and Amortisation Expense	4,186.64	3,961.13	3,760.20	15,628.13	13,659.63	18,956.08	14,606.77
	f) Power and Fuel	18,502.13	18,331.29	20,747.63	74,079.16	79,345.88	82,588.73	81,417.30
	g) Stores and Spares	6,226.02	6,479.49	5,626.57	24,636.26	23,987.56	26,041.62	24,237.64
	h) Freight and Handling Outwards	20,021.55	19,000.82	19,520.14	74,744.29	73,437.17	77,468.98	74,102.98
	i) Other Expenses	10,989.27	10,074.73	9,729.46	39,966.59	36,680.84	42,202.18	37,588.84
	Total Expenses (a to i)	81,850.43	81,648.25	78,986.17	319,759.42	302,994.54	343,472.15	310,263.26
3	Profit from Operations before other Income,Finance Costs and Exceptional Items (1-2)	15,407.46	8,707.18	13,246.07	36,272.66	32,722.18	35,571.30	30,459.18
4	Other Income	1,168.89	1,171.27	1,274.26	4,999.44	5,135.48	5,001.63	5,145.42
	Profit from Ordinary Activities before Finance Costs and Exceptional Items (3+4)	16,576.35	9,878.45	14,520.33	41,272.10	37,857.66	40,572.93	35,604.60
6	Finance Costs	6,833.38	6,596.77	6,862.97	26,959.06	21,942.27	30,376.94	22,910.81
	Profit from Ordinary Activities after Finance Costs but before Exceptional Items (5-6)	9,742.97	3,281.68	7,657.36	14,313.04	15,915.39	10,195.99	12,693.79
8	Exceptional Items	-	-	-	-	-	-	1,721.04
9	Profit from Ordinary activities before tax (7-8)	9,742.97	3,281.68	7,657.36	14,313.04	15,915.39	10,195.99	14,414.83
10	Tax Expense (Including Deferred Tax and Tax Adjustment of Earlier Years)	2,687.33	1,572.43	673.00	4,159.49	223.00	4,159.49	223.00
11	Net Profit from Ordinary Activities after Tax (9-10)	7,055.64	1,709.25	6,984.36	10,153.55	15,692.39	6,036.50	14,191.83
12	Extraordinary items (Net of Tax Expense)	-	-	-	-	-	-	-
13	Net Profit for the Period (11-12)	7,055.64	1,709.25	6,984.36	10,153.55	15,692.39	6,036.50	14,191.83
14	Share of Profit/(Loss) of Associates							
15	Minority Interest						301.86	172.19
	Net Profit after taxes, Minority Interest and Share of Profit/(Loss)of associates (13+14+15)	7,055.64	1,709.25	6,984.36	10,153.55	15,692.39	6,338.36	14,364.02
17	Paid-up Equity Share Capital (Face value of ₹ 10/- per share)	6,992.72	6,992.72	6,992.72	6,992.72	6,992.72	6,992.72	6,992.72
18	Reserves as per Balance Sheet at year ended	-	-	-	164,448.38	157,661.34	155,557.81	154,703.86
19	Basic and Diluted Earnings Per Share(of ₹10/-each) (Not Annualized)							
	i. Before Extraordinary Items (in ₹)	10.09	2.44	9.99	14.52	22.44	9.06	20.54
	ii After Extraordinary Items (in ₹)	10.09	2.44	9.99	14.52	22.44	9.06	20.54
20	Debtenture Redemption Reserve				8,244.45	6,662.50	8,244.45	6,662.50
21	Debt Equity Ratio				1.40	1.40		
22	Debt Service Coverage Ratio				1.29	1.36		
23	Interest Service Coverage Ratio				2.13	2.37		

Standalone and Consolidated Statement of Assets and Liabilities

		STANDALONE (₹/Lacs)		CONSOLIDATED (₹/Lacs)	
		Year ended 31.03.2016	Year ended 31.03.2015	Year ended 31.03.2016	Year ended 31.03.2015
A	EQUITY AND LIABILITIES				
1	Shareholder's funds :				
	(a) Share Capital	6,992.72	6,992.72	6,992.72	6,992.72
	(b) Reserves & Surplus	164,448.38	157,661.34	155,557.81	154,703.86
	Sub Total: Shareholder's funds	171,441.10	164,654.06	162,550.53	161,696.58
2	Share application money pending allotment:	-	-	-	-
3	Minority Interest	-	-	975.46	1,277.33
4	Non Current Liabilities:				
	(a) Long-term borrowings	230,787.66	215,879.73	287,668.12	273,008.71
	(b) Deferred tax liabilities (net)	32,844.11	27,984.55	32,844.11	27,983.75
	(c) Other Long Term Liabilities	13,964.53	11,676.87	13,964.53	11,676.87
	(d) Long term provisions	1,828.53	1,659.47	2,022.71	1,800.42
	Sub Total: Non Current Liabilities	279,424.83	257,200.62	336,499.47	314,469.75
5	Current Liabilities:				
	(a) Short Term borrowings	19,620.69	26,335.28	25,056.84	30,070.85
	(b) Trade payables	28,064.66	22,925.76	30,469.10	30,711.18
	(c) Other Current Liabilities	64,577.25	58,920.35	70,845.20	61,856.64
	(d) Short term provisions	4,771.79	4,766.56	5,046.99	4,929.77
	Sub Total: Current Liabilities	117,034.39	112,947.95	131,418.13	127,568.44
	TOTAL-EQUITY AND LIABILITIES:	567,900.32	534,802.63	631,443.59	605,012.10
B	ASSETS				
1	Non Current Assets:				
	(a) Fixed Assets				
	Tangible Assets	348,883.95	333,598.56	420,159.59	405,297.03
	Intangible Assets	199.76	197.51	2,021.88	2,065.46
	Capital Work in Progress	15,240.46	19,117.98	32,108.64	33,714.47
	Intangible Assets under development	-	-	-	16.16
	(b) Non Current investments	36,279.56	28,400.61	1,914.79	600.57
	(c) Long term loans and advances	16,250.91	15,340.10	16,510.52	15,485.02
	Sub Total: Non Current Assets	416,854.64	396,654.76	472,715.42	457,178.71
2	Current Assets:				
	(a) Current Investments	6,150.00	3,050.00	6,150.00	3,050.00
	(b) Inventories	47,424.31	50,978.54	53,841.80	54,147.60
	(c) Trade Receivables	16,569.39	13,940.46	21,134.75	17,708.01
	(d) Cash and cash equivalents	47,586.88	40,770.57	48,071.74	41,713.77
	(e) Short term loans and advances	32,483.03	28,454.29	28,697.49	30,259.90
	(f) Other current assets	832.07	954.01	832.39	954.11
	Sub Total: Current Assets	151,045.68	138,147.87	158,728.17	147,833.39
	TOTAL-ASSETS	567,900.32	534,802.63	631,443.59	605,012.10

Notes:

- The Board of Directors have recommended a Dividend of Rs.4/- per share of face value of Rs.10/- each for the year 2015-16
- The Company is engaged in only one business segment i.e. Cementitious Materials.
- Previous period's figures have been regrouped and recasted wherever necessary.
- The figures for the quarter ended 31st March are related to the audited figures for the full financial year and unaudited figures for the nine months ended 31st December.
- The above results have been reviewed by the Audit Committee and approved by the Board of Directors at their meeting held on 28th May, 2016.



For and on behalf of the Board of directors

Yadupati Singhania
YADUPATI SINGHANIA
Chairman & Managing Director
DIN No. 00050364



Place : Kanpur
Dated : 28th May, 2016.

Auditor's Report On Quarterly Financial Results and Year to Date Results of J.K. Cement
Limited Pursuant to the Regulation 33 of the SEBI (Listing Obligations and Disclosure
Requirements) Regulations, 2015

To Board of Directors of J.K.Cement Limited

We have audited the accompanying financial results (the statement) of J.K.Cement Limited for the year ended 31st March 2016 attached herewith, being submitted by the company pursuant to the requirement of Regulation 33 of the SEBI (Listing Obligations and Disclosure Requirements) Regulations, 2015. Attention is drawn to the fact that figures for the quarter ended 31st March 2016 and corresponding quarter ended in the previous year as reported in the statement are the balancing figures between audited figures in respect of full financial year and the published year to date figures upto the end of the third quarter of the relevant financial year . Also the figures upto the end of the third quarter had only been reviewed and not subjected to audit .

The statement have been prepared on the basis of the annual financial statements and reviewed quarterly financial results upto the end of third quarter which are the responsibility of the company's management. Our responsibility is to express an opinion on the statement based on our audit of financial statements, which have been prepared in accordance with the recognition and measurement principles laid down under Section 133 of the Companies Act, 2013 read with relevant rules issued there under; or by the Institute of Chartered Accountants of India¹, as applicable and other accounting principles generally accepted in India.

We conducted our audit in accordance with the auditing standards generally accepted in India. Those standards require that we plan and perform the audit to obtain reasonable assurance about whether the financial results are free of material misstatement(s). An audit includes examining, on a test basis, evidence supporting the amounts disclosed as financial results. An audit also includes assessing the accounting principles used and significant estimates made by management. We believe that our audit provides a reasonable basis for our opinion.


In our opinion and to the best of our information and according to the explanations given to us the statement :

- i. is presented in accordance with the requirements of Regulation 33 of the SEBI (Listing Obligations and Disclosure Requirements) Regulations, 2015 in this regard; and
- ii. give a true and fair view of the net profit and other financial information for the year ended 31st March 2016 .

For P.L.Tandon & Co.
Chartered Accountants

Firm Registration No 000186C




A.K. Agarwal
(Partner)

(Membership Number 71548)

Place Kanpur

Date 28.05.2016

Auditor's Report On Quarterly Consolidated Financial Results and Consolidated Year to Date Results of J.K.Cement Limited Pursuant to the Regulation 33 of the SEBI (Listing Obligations and Disclosure Requirements) Regulations, 2015

To Board of Directors of J.K.Cement Limited

We have audited the accompanying annual consolidated financial results (the statement) of J.K.Cement Limited (the company) its subsidiaries and jointly controlled entities (collectively referred to as Group) for the year ended 31st March 2016 attached herewith, being submitted by the company pursuant to the requirement of Regulation 33 of the SEBI (Listing Obligations and Disclosure Requirements) Regulations, 2015.


The statement has been prepared on the basis of annual consolidated financial statements, which are the responsibility of the company's management. Our responsibility is to express an opinion on these consolidated financial statement based on our audit of such consolidated financial statements, which have been prepared in accordance with the recognition and measurement principles laid down under Section 133 of the Companies Act, 2013 read with relevant rules issued there under or by the Institute of Chartered Accountants of India, as applicable and other accounting principles generally accepted in India.

We conducted our audit in accordance with the auditing standards generally accepted in India. Those standards require that we plan and perform the audit to obtain reasonable assurance about whether the financial statement are free of material misstatement(s). An audit includes examining, on a test basis, evidence supporting the amounts disclosed as financial results. An audit also includes assessing the accounting principles used and significant estimates made by management. We believe that our audit provides a reasonable basis for our opinion.

We did not audit the financial statements of three subsidiaries included in the statement whose financial statements reflect total assets (net) of Rs. 30,854.47 lacs as well as the total revenue of Rs23,012.41 lacs and total loss after tax of Rs 3,798.64 for the year ended 31st March 2016 as considered in the statement. These financial statements have been audited by other auditors whose report(s) has been furnished to us, and our opinion in so far as it relates to the amounts and disclosures included in respect of these subsidiaries is based solely on the report of such other auditors.

The statement includes the financial results of a jointly controlled entity which has not been audited by their auditor and are based solely on the management accounts whose financial results reflect total assets (net) Rs 14.90 lacs total revenue of Rs 1.15lacs and total loss after tax of Rs16.55 lacs for the year ended 31st March 2016 as considered in the statement.

In our opinion and to the best of our information and according to the explanations given to us these consolidated financial results :



- (i) include the financial results of the following entities ;

Name of Entity	Relationship
J.K. Cement Fujairah (FZC) including its following subsidiary	Wholly Owned Subsidiary
J.K.Cement Works Fujairah (FZC)	
Jaykaycem (Central) Ltd.	Wholly Owned Subsidiary
Bander Coal Company Pvt Ltd	Joint Venture

- (ii) have been presented in accordance with the requirements of Regulation 33 of the SEBI (Listing Obligations and Disclosure Requirements) Regulations, 2015 in this regard;

give a true and fair view of the consolidated net profit and other financial information for the year 31st March 2016.

For P.L.Tandon & Co.
Chartered Accountants
Firm Registration No 000186C




A.K. Agarwal
(Partner)

(Membership Number 71548)

Place Kanpur

Date: 28.05.2016



JK Cement LTD.

CIN: L17229UP1994PLC017199

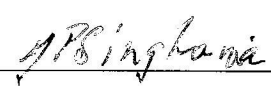
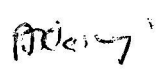


ISO 9001:2000 & ISO 14001 CERTIFIED COMPANY

Phone : +91-512-2371478 to 81
Fax (Office) : +91-512-2399854
Telefax (Direct) : +91-512-2332665
E-mail : shambhu.singh@jkcement.com
Website : www.jkcement.com

Registered & Corporate Office :
Kamla Tower, Kanpur-208 001 (U.P.) INDIA

FORM A

(for audit report with unmodified opinion)

1	Name of the Company	J.K. Cement Ltd.
2	Annual Financial Statements (Standalone and Consolidated) for the year ended	31 st March, 2016
3	Type of Audit observation	Un-modified /Matter of emphasis
4	Frequency of observation	Not Applicable
5	Signed by:	
	(a) Chairman & Managing Director	
	(b) President (C/A) & CFO	
	(c) Auditor of the Company	
	(d) Audit Committee Chairman	



UNITS:

J. K. Cement Works, Nimbahera
J. K. Cement Works, Mangrol
J. K. Cement Works, Gotan
J. K. Cement Works, Muddapur

J. K. Cement Works, Jharli
J. K. White Cement Works, Gotan
J. K. White, Katni
J. K. Power, Bamania

