

Th: Parivesh Portal/Mail

JKC/ENV/EC/13 B/

Date: 13.05.2026

The Director,

Ministry of Environment, Forest & Climate Change (Integrated Regional Office)

A-209 & 218, "ARANYA BHAWAN", Jhalana Institutional Area, Jaipur-302004

Email: iro.jaipur-mefcc@gov.in

Subject: Six Monthly Report of Environmental Clearance conditions for- Expansion of Grey Cement production capacity from 13,33,530 TPA to 13,69,830 TPA by debottlenecking / internal modification and product mix change of Line-1 (i.e. production of both grey and white clinker & cement from existing grey facility) by implementation of white & grey convertible facility in both Line - I & Line- II without any change in total granted capacity of Grey Clinker (8,77,950 TPA), White Clinker (4,95,000 TPA) & White Cement (5,54,400 TPA) at Village: Gotan, Tehsil: Merta, District: Nagaur (Rajasthan) by M/s. JK Cement Works, Gotan (Unit of J.K Cement Ltd.).

Ref.: EC letter No. J-11011/63/2008-IA-II dated August 18, 2008 & Letter No. EC22A009RJ183791 File no. IA-J-11011/63/2008-IA-II(I) dated 27.05.2022

Dear Sir,

Kindly refer to the above subject matter, we are submitting six monthly EC compliance reports for the period of **October²⁵-March, 2026**.

Following is the compliance status of environment clearance for production of cement as above referred letter:

Name of the Project : Expansion of Grey Cement line-1 from 471900 TPA to 508200 TPA with convertible facility - White Cement production 242659 TPA (Line - 2 project is on hold.)

Period of EC Compliance : From 1st October -2025 to 31th March-2026

As per MoEF&CC notification S.O. 5845(E), dated 26.11.2018, we are submitting herewith the compliance report to your good office through e-mail.

Thanking you,

Yours Faithfully,

For J K Cement Works, Gotan

Dr. Ranjeet Kumar Bagariya
(Authorised Signatory)

CC To:

Mail Member Secretary,

Rajasthan State Pollution Control Board

4, Institutional Area, Jhalana Doongari, Jaipur (Raj.) - 302 004

CPP**Mail** Regional Officer,

Rajasthan State Pollution Control Board,

First Floor, Sehkari Bhoomi Vikas Bank Ltd., Nagaur- 341001

Encl: as above

Corporate Office

📍 Prism Tower, 5th Floor, Ninaniya Estate,
Gwal Pahari, Gurugram - 122102, Haryana
☎ +0124-6919000
✉ admin.prismt@jkcement.com
🌐 www.jkcement.com

**JK SUPER
CEMENT**
BUILD SAFE

Manufacturing Units at :
Nimbahera, Mangrol, Gotan (Rajasthan) | Muddapur (Karnataka)
Jharli (Haryana) | Katni, Panna (M.P.) | Aligarh, Hamirpur (U.P.)
Balasinor (Gujarat) | Fujairah

JKcement
WallMaxX
White Cement Based Putty



Registered Office : 📍 Kamla Tower, Kanpur-208001, U.P., India. ☎ +91-512-2371478 to 85 📞 91-512-2399854 🌐 www.jkcement.com

Jodhpur Office : 📍 182, Gopi Krishna Vihar, Near Guru Ka Talab, Near Pratap Nagar, Jodhpur-342001. ☎ +0291-2432021, 2433072



Your (Half Yearly Compliance Report) has been Submitted with following details

Proposal No	IA/RJ/IND/261790/2022
Compliance ID	1227457091
Compliance Number(For Tracking)	EC/M/COMPLIANCE/1227457091/2026
Reporting Year	2026
Reporting Period	01 Jun(01 Oct - 31 Mar)
Submission Date	13-05-2026
RO/SRO Name	IRO HEAD JAIPUR
RO/SRO Email	iro_head@mailinator.com
State	RAJASTHAN
RO/SRO Office Address	Integrated Regional Offices, Jaipur
Note:- SMS and E-Mail has been sent to IRO HEAD JAIPUR, RAJASTHAN with Notification to Project Proponent.	



Half Yearly Compliance Report

2026

01 Jun(01 Oct - 31 Mar)

Acknowledgement

Proposal Name	Expansion of Grey Cement production capacity from 13,33,530 TPA to 13,69,830 TPA by debottlenecking / internal modification and product mix change of Line-1 (i.e. production of both grey and white clinker and cement from existing grey facility) by implementation of white and grey convertible facility in both Line - I and Line- II without any change in total granted capacity of Grey Clinker (8,77,950 TPA), White Clinker (4,95,000 TPA) and White Cement (5,54,400 TPA) at Village: Gotan, Tehsil: Merta, Dis		
Name of Entity / Corporate Office	J K CEMENT WORKS GOTAN		
Village(s)	GOTAN		
District	NAGAUUR		
Proposal No.	IA/RJ/IND/261790/2022	Category	Industrial Projects - 1
Plot / Survey / Khasra No.		Sub-District	Merta
State	RAJASTHAN	Entity's PAN	*****0355R
MoEF File No.	IA-J-11011/63/2008-IA-II(I)	Entity name as per PAN	J K CEMENT LIMITED

Compliance Reporting Details

Reporting Year	2026
Remarks (if any)	Line-II Project is on Hold.
Reporting Period	01 Jun(01 Oct - 31 Mar)

Details of Production and Project Area

Name of Entity / Corporate Office J K CEMENT WORKS GOTAN

	Project Area as per EC Granted	Actual Project Area in Possession
Private	68.99	68.99
Revenue Land	0	0
Forest	0	0
Others	N/A	N/A
Total	68.99	68.99

Others Area

Sr. no	Other Name	Area Granted	Area Actual
1	Industrial	68.99	68.99

Production Capacity

Sr. no	Product Name	units	Valid Upto	Capacity	Production last year	Capacity as per CTO
1	Grey Clinker	Tons per Annum (TPA)	31/07/2027	262500	0	262500
2	Grey Cement	Tons per Annum (TPA)	31/07/2027	508200	0	508200
3	White Clinker	Tons per Annum (TPA)	31/07/2027	216660	61050	216660
4	White Cement	Tons per Annum (TPA)	31/07/2027	242659	0	242659
5	White Clinker	Tons per Annum (TPA)	31/07/2027	216660	146834	216660
6	White Cement	Tons per Annum (TPA)	31/07/2027	242659	30392	242659
7	Grey Clinker	Tons per Annum (TPA)	31/07/2027	262500	0	262500
8	Grey Cement	Tons per Annum (TPA)	31/07/2027	508200	0	508200

Conditions

Specific Conditions

Sr.No.	Condition Type	Condition Details
1	AIR QUALITY MONITORING AND PRESERVATION	Dioxin and furans shall be monitored twice a year during co-processing of hazardous waste and report shall be submitted to the Regional Office of the MOEF CC.
<p>PPs Submission: Being Complied Dioxin and Furans is being monitored twice a year during co-processing and reports are being sent to Regional Office of MoEFCC. Due to frequent plant shutdown in this FY, monitoring not done. Last monitoring report in Annexure.</p>		Date: 13/05/2026
2	GREENBELT	Three tier green belt are from 19ha. to 23ha. To achieve 33 percent of the project area shall be completed by monsoon season 2022 with native species all along the periphery of the project site of adequate width and tree density shall not be less than 2500 per ha. Survival rate of green belt developed shall be monitored on periodic basic to ensure that damaged plants are replaced with new plants in the subsequent years. Compliance status in thin regard, shall be submitted to concerned Regional Office, of the MOEFCC.
<p>PPs Submission: Complied</p>		Date: JKC

<p>We have successfully developed and maintained a robust green belt covering more than 33 percent of the total plant area, featuring species such as Neem, Desi Ashok, Pendular Ashok, Arjun, Conocarpus, and the State Tree Khejri, strategically planted around the plant boundary, nearby areas, and the colony. This effort has resulted in a total plantation area of 24.55 hectares with 45407 surviving saplings and a 67.02 percent survival rate. We actively conduct gap filling every monsoon season to increase density, having planted 1213 new trees in the last session, and are planning a significant expansion of approximately 3,000 additional trees for the upcoming monsoon session.</p>		13/05/2026
3	GREENBELT	Greening and paving shall be implemented in the plant area to arrest soil erosion and dust pollution from the exposed soil surface.
<p>PPs Submission: Complied We have already implemented comprehensive measures to control soil erosion and fugitive dust emissions, thereby meeting the intent of the condition. This includes the successful concreting of high-traffic movement areas, which stabilizes the ground surface, and the extensive greening through the development and maintenance of our plant's green belt. Furthermore, we maintain dust control through the continuous adoption of improved housekeeping procedures.</p>		Date: 13/05/2026
4	Risk Mitigation and Disaster Management	Ammonia Gas Detectors shall be installed at the storage site and the kiln stack for detecting leakage / seepage of ammonia gas.
<p>PPs Submission: Complied We have installed Ammonia Gas Detectors at the storage site and the kiln stack for detecting leakage / seepage of ammonia gas. (SNCR) that is also interlocked with operation.</p>		Date: 13/05/2026
5	AIR QUALITY MONITORING AND PRESERVATION	Particulate matter emission from all the stacks shall not exceed 30 mg/Nm ³ .
<p>PPs Submission: Complied Particulate matter emission from all the stacks are well within limit of 30mg/Nm³. and OCEM system has installed at site for monitoring and connected with PCBs servers.</p>		Date: 13/05/2026
6	AIR QUALITY MONITORING AND PRESERVATION	All stockyards shall have impervious flooring and shall be equipped with water spray system for dust suppression. Stock yards shall also have garland drains to trap the run off material.
<p>PPs Submission: Complied All stockyards are fully compliant with the environmental conditions. The stockyards are maintained with impervious flooring and are effectively equipped with a functional water spray system for comprehensive dust suppression, operating as required and designed. Furthermore, garland drains are in place around the stockyards and are properly maintained to successfully trap and manage any material run-off, thereby preventing environmental contamination.</p>		Date: 13/05/2026
7	MISCELLANEOUS	All internal roads and connecting road from project site to main highway shall be developed and maintained with suitable Million Axle Standard (MSA) as per traffic load due to existing and proposed project.
<p>PPs Submission: Complied All internal roads and the connecting road from the project site to the main highway are developed and consistently maintained to the required standards. The roads are currently at a Million Standard Axle (MSA) specification appropriate for the existing and proposed project traffic load, ensuring they meet all stipulated traffic norms and the design capacity for safe and effective transport.</p>		Date: 13/05/2026
8	MISCELLANEOUS	Slip road shall be provided at gates and along crossing on main gate.



<p>PPs Submission: Complied Slip roads have been provided at the specified locations to ensure safe and efficient traffic flow. Specifically, they are installed at all gates and along the crossing on the main gate, ensuring full compliance with the traffic management requirement.</p>		<p>Date: 13/05/2026</p>
9	MISCELLANEOUS	Covered shed and toe walls shall be provided for raw material storage to check any attrition of raw materials. Storage shed shall have garland drains, material trap and shall be built on concrete platform.
<p>PPs Submission: Complied A covered shed and toe walls have been provided to effectively prevent the attrition of raw materials. The storage shed is constructed on a concrete platform and is fully equipped with garland drains and a material trap to manage run-off and ensure environmental protection.</p>		<p>Date: 13/05/2026</p>
10	AIR QUALITY MONITORING AND PRESERVATION	Performance monitoring of all pollution control device shall be carried out annually and report shall be submitted to MoEF CC, Regional Office.
<p>PPs Submission: Being Complied Performance monitoring of all pollution control devices are carried out by RSPCB Lab during inspections as well as accredited lab on quarterly basis.</p>		<p>Date: 13/05/2026</p>
11	AIR QUALITY MONITORING AND PRESERVATION	Following addition arrangements to control fugitive dust shall be provided. a) Fog/ Mist sprinklers at all conveyors point and on bulk raw material storage area (at the transfer points) like Iron Ore, Coal, and Fly ash and similar solid waste storage areas. b) Proper covered vehicle shall be used while transport of material. c) Wheel washing mechanism shall be provided in entry and exists gate.
<p>PPs Submission: Complied Mist sprinklers are installed and fully operational at all conveyor transfer points and at bulk raw material storage areas. Proper covered vehicles are utilized for the transport of all raw materials and finished products, with compliance strictly enforced at the factory gate. The wheel washing mechanism is currently not provided because the site feasibility condition not required. This decision is based on the facility utilizing a dry process and maintaining paved ('pucca') and well-maintained roads throughout the site, which minimizes the tracking of external dust.</p>		<p>Date: 13/05/2026</p>
12	WATER QUALITY MONITORING AND PRESERVATION	1166 KLD water after expansion shall be met from ground water sources as approved by the competent authority. Surface water sources like mine pit water, rain water harvested water and use of treated sewage water from nearby municipal corporation shall be explored and action plan in thin regard shall be submitted to the Regional Office of the MOEF CC for gradual phase out of the ground water in a time frame of two years from the date of issue of EC.
<p>PPs Submission: Complied We have obtained NOC from CGWA and water consumption shall not exceed the limit up to 1100 KLD. Feasibility report has been carried out by accredited consultant M/s JM EnviroNet Pvt. Ltd. and same submitted to your good office, there is no possibility of using water from surface water sources surrounding.</p>		<p>Date: 13/05/2026</p>
13	WATER QUALITY MONITORING AND PRESERVATION	Rain Water Harvesting shall be carried out to recharge 200 percent of annual ground water withdrawal as committed by the PP.
<p>PPs Submission: Complied We have provided very well Rainwater harvesting System for recharging more than 200 percent of annual ground water withdrawal. Drawing and other in Letter No.- JKC/ENV/13 A/ dated</p>		<p>Date: 13/05/2026</p>



26.11.2014 and subsequent correspondence to CGWA compliances on yearly basis as well as presented during the NOC renewal EAC of CGWA, on base of these system we have received the Ground Water Abstraction Charge 50 percent rebate and NOC renewal on time.		
14	AIR QUALITY MONITORING AND PRESERVATION	Particulate matter emissions from all the stacks shall be less than 30 mg/Nm ³ .
PPs Submission: Complied Particulate matter emission from all the stacks are well within limit of 30mg/Nm ³ . and OCEM system has installed at site for monitoring and connected with PCBs servers.		Date: 13/05/2026
15	AIR QUALITY MONITORING AND PRESERVATION	Petcoke dosing shall be controlled automatically to control SO ₂ emission from chimney within the prescribed limit.
PPs Submission: Complied SO ₂ emission is very less and are well within prescribed limit and are controlled automatically.		Date: 13/05/2026
16	AIR QUALITY MONITORING AND PRESERVATION	Develop a control strategy and plan that incorporates the pollution control measures. The clean air practice shall be adopted like mechanical collectors, wet scrubbers, fabric filters (bag house) electrostatic precipitator, combustion system (thermal oxidizers), condensers, absorbers and biological degradation. Controlling emission related to transportation shall include emission controls on vehicle as well as use of cleaner fuels.
PPs Submission: Complied Clean air practice has been adopted. Bag filter has been installed at all material transfer points and ESP has been installed at main stacks. Dust suppression system and water sprinkling system has been also installed. Stock yard is fully covered and arrangements for water sprinkling have been made to reduce fugitive emission. The unit has also deployed road sweeping machine and industrial vacuum cleaners. Annexure-6 Photos of vacuum cleaner, fog canon, sweeping machine and manual sweeping machine		Date: 13/05/2026
General Conditions		
Sr.No.	Condition Type	Condition Details
1	PUBLIC HEARING	Occupational health surveillance of the workers shall be done on a regular basis and records maintained.
PPs Submission: Being Complied Periodic health checkup of all the employees is conducted at our OHC (Dispensary) where all facilities are available. The records maintained		Date: 13/05/2026
2	Corporate Environmental Responsibility	The project proponent shall comply with the provisions contained in this Ministry OM vide F. NO.22-65/2017-IA.III dated 30/09/2020.
PPs Submission: Being Complied Agreed, We are continually working for community welfare along with eco-developmental in the nearby villages of the unit area under of CSR for overall improvement of the environment and community welfare.		Date: 13/05/2026
3	PUBLIC HEARING	Emergency preparedness plan based on the hazardous identification and Risk Assessment(HIRA) and Disaster Management Plan shall be implemented.

PPs Submission: Complied Onsite Emergency Plan based on HIRA and Disaster Management Plan has been prepared and implemented at site.		Date: 13/05/2026
4	PUBLIC HEARING	The project proponent shall carry out heat stress analysis for the workmen who work in high temperature work zone and provide personal protection equipment (PPE) as per norms.
PPs Submission: Being Complied Safety Department has been established and heat stress analysis being carried out periodically for workmen who work in high temperature zone. Accordingly, PPEs is being provided as norms.		Date: 13/05/2026
5	Statutory compliance	The Environment Clearance (EC) granted to the project/ activity is strictly under the provisions of the EIA Notification, 2006 and its amendments issued from time to time. It does not tantamount / construe to approval/ consent / permission etc. required to be obtained or standards / conditions to be followed under any other Acts/ Rules / Subordinate legislation etc. as may be applicable to the project.
PPs Submission: Complied Agreed and we are complying the same.		Date: 13/05/2026
6	AIR QUALITY MONITORING AND PRESERVATION	The project proponent shall install 24X7 continuous Monitoring System (CEMS) at process stacks to monitor stack emission as well as 4 nos. Continuous Ambient Air Quality Stations (CAAQS) for monitoring of AAQ parameters with respect to the standards prescribed in Environment Protection Rules, 1986 as amended from time to time. The CEMS and CAAQMS shall be connected to SPCB and CPCB online server and calibrate these systems from time to time according to equipment supplier specification through labs recognized under Environment Protection Rules, 1986 or NABL accredited laboratory.
PPs Submission: Complied Continuous Monitoring System (CEMS) is installed at all process stacks and Four CAAQM stations are installed at site and connected to RSPCB and CPCB servers for online monitoring. Apart from this, we also get monitoring done from approved labs on regular basis. Besides, RSPCB also conducts monitoring inspections from time to time.		Date: 13/05/2026
7	AIR QUALITY MONITORING AND PRESERVATION	The project proponent shall monitor fugitive emissions in the plant premises at least once in every quarter through labs recognized under Environment Protection Rules, 1986.
PPs Submission: Complied We are monitoring fugitive emissions in the plant premises at least every quarter on specific fugitive emissions areas . We are already taking care for controlling the fugitive dust emission by adopting better house-keeping, concreting the movement areas and development of green belt. Bag filters have been provided at material transfer points, packing, loading and unloading points. Further, quarterly AAQM reports are submitted accordingly.		Date: 13/05/2026
8	AIR QUALITY MONITORING AND PRESERVATION	The project proponent shall provide leakage detection and mechanized bag cleaning facilities for better maintenance of bags.
PPs Submission: Complied Every Bag filter (plus jet) facility equipped the leakage detection system through DP monitoring by CCR operators.		Date: 13/05/2026

9	AIR QUALITY MONITORING AND PRESERVATION	The project proponent ensure covered transportation and conveying of ore, coal and other raw material to prevent spillage and dust generation; use closed bulkers for carrying fly ash.
PPs Submission: Complied The covered transportation and conveying for ore, coal and other raw material has provided to prevent spillage and dust generation. Transportation of all powder form of raw materials and finished product are done by means of covered conveyor system and fly ash is handled through bulkers with pneumatic system.		Date: 13/05/2026
10	AIR QUALITY MONITORING AND PRESERVATION	The project proponent shall provide wind shelter fence and chemical spraying on the material stock piles.
PPs Submission: Complied Covered shed for raw materials and fuels has been provided and chemical spraying not applicable at site.		Date: 13/05/2026
11	AIR QUALITY MONITORING AND PRESERVATION	Ventilation system shall be designed for adequate air charges as per the prevailing norms for all tunnels, motors houses and cement bagging plants.
PPs Submission: Complied We have provided proper ventilation system for required sites.		Date: 13/05/2026
12	WATER QUALITY MONITORING AND PRESERVATION	The project proponent shall install 24X7 continuous effluent monitoring system with respect to standards prescribed in Environment (Protection) Rules, 1986 vide G.S.R. No. 612 (E) dated 25th August 2014 (Cement and subsequent amendment dated 09th May, 2016 (Cement) and 10th May, 2016 9in in case of co-processing cement) as amended from time to time according to equipment supplier specification through labs recognized under Environment (Protection) Act, 1986 or NABL accredited laboratories.
PPs Submission: Complied No any process effluent generated from cement process. Only domestic water effluent generated and treated at STP. Treated water use in plantation and maintained ZLD premises. We have install 24X7 continuous effluent monitoring PTZ camera and flow meter with respect to standards. Both are connected with PCBs servers.		Date: 13/05/2026
13	WATER QUALITY MONITORING AND PRESERVATION	The project proponent shall regularly ground water quality at least twice a year (pre-and post-monsoon) at sufficient number of piezometers/sampling wells in the plant and adjacent area through labs recognized under Environmental (protection) Act 1986 and NABL accredited laboratories.
PPs Submission: Being Complied We are monitoring ground water quality twice a year (pre and post monsoon) at our borewells in our premise through labs recognized under Environment (Protection) Act, 1986 and NABL accredited laboratories. For ground water level monitoring, AWLR (Piezometer) has been installed at two locations connected with vendor server for real time monitoring.		Date: 13/05/2026
14	WATER QUALITY MONITORING AND PRESERVATION	Sewage Treatment Plant shall be provided for treatment of domestic wastewater to meet the prescribed standards.
PPs Submission: Complied Sewage Treatment Plant has been installed for treatment of all domestic waste water and is being used in plantation meeting the prescribed standards. RSPCB also conducts monitoring inspections		Date: 13/05/2026

		from time to time.	
15	WATER QUALITY MONITORING AND PRESERVATION	Garland drains and collection pits shall be provided for each stock pile to arrest the run-off in the event of heavy rains and check the water pollution due to surface run off.	
PPs Submission: Complied Garland drains has been provided at stock pile area to arrest the run off in heavy rains.			Date: 13/05/2026
16	WATER QUALITY MONITORING AND PRESERVATION	Water meters shall be provided at the inlet to all unit processes in the cement plant.	
PPs Submission: Complied Water meters has been provided at inlets of processes.			Date: 13/05/2026
17	WATER QUALITY MONITORING AND PRESERVATION	The project proponent shall make efforts to minimize water consumption in the cement plant complex by segregation of used water, practicing cascade use and by recycling treated water.	
PPs Submission: Complied We are doing efforts to minimize water consumption in the cement plant with new technology adaption. Water audit is being carried out periodically to identify the opportunites for water saving and recommendations is being implemented.			Date: 13/05/2026
18	WATER QUALITY MONITORING AND PRESERVATION	Tyre washing facility shall be provided at the entrance and exit of the plant gates.	
PPs Submission: Agreed to Comply No as such sludge/sticky materials is being transported at site.			Date: 13/05/2026
19	Noise Monitoring & Prevention	Noise quality shall be monitored as per the prescribed Noise Pollution (Regulation and Control) Rules, 2000 and report in this regard shall be submitted to regional officer of the Ministry as a part of six-monthly compliance report.	
PPs Submission: Being Complied Regular noise monitoring is being done around plant boundary. Noise levels are well within stipulated norms. Proper enclosures have been provided at high noise area. PPEs have been provided to all the workers. Reports are being submitted along with this six monthly compliance report.			Date: 13/05/2026
20	ENERGY PRESERVATION MEASURES	Waste heat recovery system shall be provided for kiln and cooler.	
PPs Submission: Complied The Existing Line-I is not feasible and Line-II project hold presently, further we will install the same as per feasibility of project.			Date: 13/05/2026
21	ENERGY PRESERVATION MEASURES	The project proponent shall make efforts to achieve power consumption less than 65 unit/ton for Portland pozzolana Cement (PPC) and 85 unit/ton for the ordinary Portland cement (OPC) production and thermal energy consumption of 670 Kcal/Kg of clinker.	
PPs Submission: Agreed to Comply We will make efforts to achieve the same for grey cement production.			Date:

			13/05/2026
22	ENERGY PRESERVATION MEASURES	Provide solar power generation on roof tops of buildings, for solar light system for all common areas street lights, parking around project area and maintain the same regularly.	
PPs Submission: Complied We have installed solar power generation on roof tops of capacity 100 KWh for lighting of street lights, parking and other required areas.			Date: 13/05/2026
23	ENERGY PRESERVATION MEASURES	Provide the project proponent for LED lights in their offices and residential areas.	
PPs Submission: Complied We have provided LED lights at all premises for lighting.			Date: 13/05/2026
24	WASTE MANAGEMENT	Used refractories shall be recycled as far as possible.	
PPs Submission: Complied We are providing it to OEM for the recycling.			Date: 13/05/2026
25	GREENBELT	The project proponent shall prepare GHG emissions inventory for the plant and shall submit the program for reduction of the same including carbon sequestration by tree in the plant premises.	
PPs Submission: Being Complied M/s JK Cement Ltd make sustainability report and track of GHG and others targets. IR report by third party being published by third party and available on website for public domain. Link is Below: https://www.jkcement.com/annual-report/			Date: 13/05/2026
26	GREENBELT	The project proponent shall submit a study report on Decarbonization program, which would essentially consist of company carbon emissions, carbon budgeting/balancing, carbon sequestration activities and carbon capture, use and storage and offsetting strategies. Further, the report shall also contain time bound action plan to reduce its carbon intensity of its operations and supply chain, energy transition pathway from fossil fuels to renewable energy etc. All these activities/ assessment should be measurable and monitor able with defined time frames	
PPs Submission: Being Complied M/s JK Cement Ltd make sustainability report and track of GHG and others targets. IR report by third party being published by third party and available on website for public domain. Link is Below: https://www.jkcement.com/annual-report/			Date: 13/05/2026
27	Corporate Environmental Responsibility	The company shall have a well laid down environmental policy duly approved by the board of Directors. The environment policy should prescribe for standard operating procedures to have proper checks and balances and to bring into focus any infringements/deviations/violation of the environment/ forest/ wildlife norms/conditions and /or shareholders/stakeholders. The copy of board resolution in this regard shall be submitted to MoEF CC as a part of six monthly report.	
PPs Submission: Complied Company have a well laid down environmental policy duly approved by board of directors available on company websites. Complied			Date: 13/05/2026

28	Corporate Environmental Responsibility	A separate Environmental Cell both at the project and company headquarter level, with qualified personnel shall be set up under the control of senior Executive, who will directly to the head of organization.
PPs Submission: Complied Environmental Management Cell has been setup. The Factory Manager looks after the total control of pollutions, monitoring and maintenance of pollution control devices with the help of Technical - Head along with Environment Department, Environment Officers, Engineers and trained team.		Date: 13/05/2026
29	MISCELLANEOUS	The project proponent shall make public the environmental clearance granted for their project along with the environmental conditions and safeguards at their cost by prominently advertising it at least in two local newspapers of the district or state, of which one shall be in the vernacular language within seven days and in addition this shall also be displayed in the project proponents website permanently.
PPs Submission: Complied Expansion EC: advertised in Rajasthan Dainak Navjyoti and Dainik Bhasker on dated 30.05.2022. Copies are already submitted to your good office earlier compliance report.		Date: 13/05/2026
30	MISCELLANEOUS	The copy of the environment clearance shall be submitted by the project proponents to the head of local bodies, panchayats and municipal body in addition to the relevant offices of the government who in turn has to display the same for 30 days from date of receipt.
PPs Submission: Complied We have submitted the copy of the environment clearance to local bodies and Gram Panchayat Gotan within time frame dated 23.06.2022		Date: 13/05/2026
31	MISCELLANEOUS	The project proponent shall upload the status of compliance of the stipulated environment clearance conditions, including result of monitored data on their web site and upload on half-yearly basis.
PPs Submission: Being Complied Status of compliance stipulated in environment clearance conditions is being uploaded periodically on company websites.		Date: 13/05/2026
32	MISCELLANEOUS	The project proponent shall monitor the criteria of pollutants level namely: PM10, SO2, NOx (ambient levels as well as stack emissions) or critical sectoral parameters, indicated for the projects and display the same at a convenient location for disclosure to the public and put on the website of the company.
PPs Submission: Being Complied Applicable norms in being followed and monitoring done as per CTO conditions and reports are made available on company website.		Date: 13/05/2026
33	MISCELLANEOUS	The project proponent shall submit six monthly reports on the status of the compliance of the stipulated environmental conditions on the website of the ministry of environment, forest and climate change at environmental clearance portal.
PPs Submission: Being Complied Agreed, we are complying the same.		Date: 13/05/2026
34	MISCELLANEOUS	The project proponent submit the environmental statement for each financial year in Form-V to the concerned State Pollution Control

Board as prescribed under the Environment(Protection) Rules, 1986, as amended subsequently and put on the website of the company .

PPs Submission: Being Complied

We are submitting every financial year in Form-V to the concerned State Pollution Control Board as prescribed and also put on the website of the company

Date:
13/05/2026

35

MISCELLANEOUS

The project proponent shall inform the Regional Office as well as the ministry, the date of the financial closure and final approval of the project by the concerned authorities , commencing the land development work and start of production of the project.

PPs Submission: Complied

There is no land development work applicable, our project is brown field and all the land is already in our possession. Even after getting EC for Line-II project, it has been hold and CTE (for machinery modification) of this project has not been obtained, currently, only Line-I CTE and CTO have been obtained.

Date:
13/05/2026

36

MISCELLANEOUS

The project proponent shall abide by all the commitments and recommendations made in the EIA/EMP report, commitments made during the public hearing and also that during the their presentation to EAC.

PPs Submission: Complied

Noted. We will comply the same.

Date:
13/05/2026

37

MISCELLANEOUS

No further expansion or modification in the plant shall be carried out without prior approval of the MoEF CC.

PPs Submission: Complied

Noted.

Date:
13/05/2026

38

MISCELLANEOUS

Concealing factual data or submission of false/fabricated data may result in revocation of this environmental clearance and attract action under the provisions of the Environment (Protection) Act 1986.

PPs Submission: Complied

Noted.

Date:
13/05/2026

39

MISCELLANEOUS

The ministry may revoke or suspend the clearance, if implementation of any of the above conditions is not satisfactory.

PPs Submission: Complied

Noted.

Date:
13/05/2026

40

MISCELLANEOUS

The ministry reserves the right to stipulate additional conditions if found necessary. The company in the time bound manner shall implement these conditions.

PPs Submission: Complied

Noted.

Date:
13/05/2026

41

MISCELLANEOUS

The regional office of this Ministry shall monitor compliance of the stipulated conditions. The project authorities should extend full cooperation to the officer(s) of the regional office by furnishing the requisite data/ information/ monitoring reports.



PPs Submission: Complied
Noted.

Date:
13/05/2026

42

MISCELLANEOUS

Any appeal against this EC shall lie with the National Green Tribunal, if preferred, within a period of 30 days as prescribed under section 16 of the National Green Tribunal Act, 2010.

PPs Submission: Complied
Noted.

Date:
13/05/2026

Visit Remarks

Last Site Visit Report Date:

N/A

Additional Remarks:

Six Monthly EC Compliance for the period Oct-25 to March-26 for FY 2025-26 done with all relevant annexures attached.


Note: This acknowledgement is as per the details submitted by project proponent. In no way is this document to be considered as conclusion on any action on the compliance of the project. This is strictly for the project proponent's reference purpose.




Annexure- 01




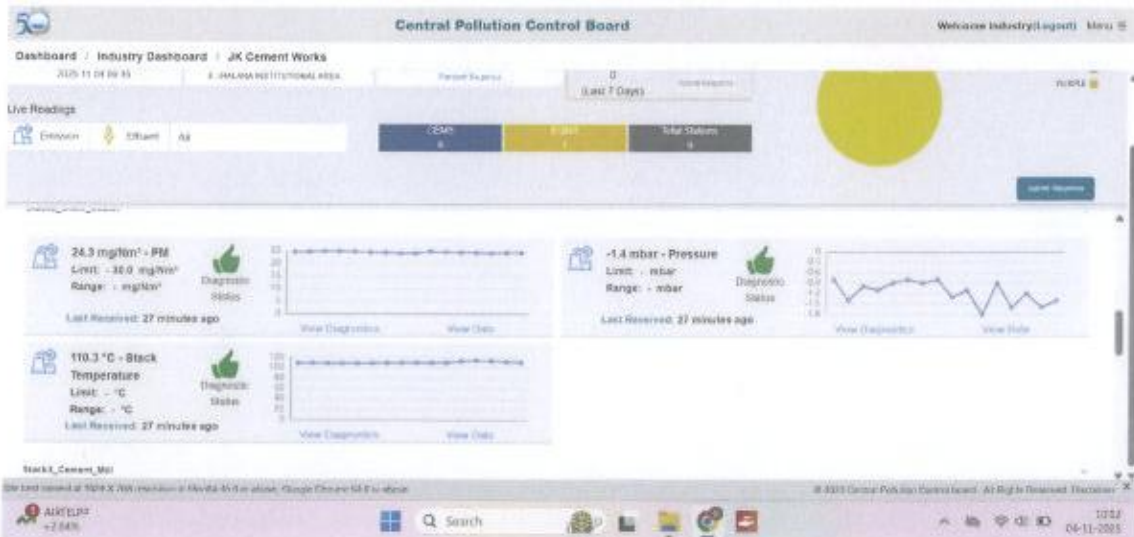
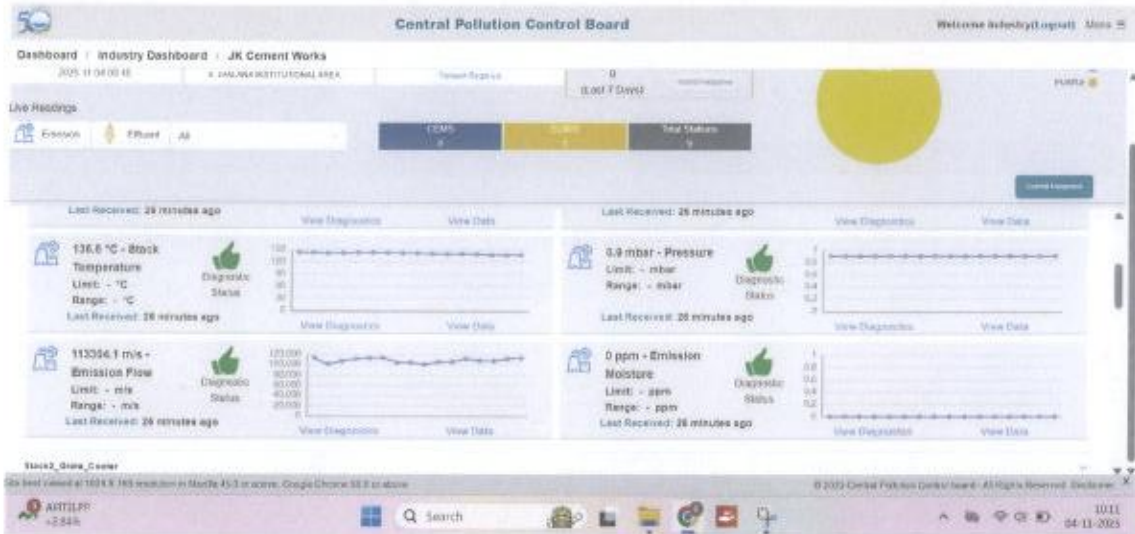
Annexure- 02



OCEMS Photos







rspcboms.environment.rgs.itan.gov.in/rspcb/landing/consolidatedview/site/trends/site_140/ta3r

Dashboard - Live Status - Regulatory Reports - Industry Reports - Analytic Reports - Operation Reports - Utilities - Calibration - Risk Flow - Alerts

JK Cement Works, Gotan

Major / Rajasthani Cement

Data last Received On: 30 November, 2025
 Data/position updated On: 03 January, 2027
 Calibration at: 03 January, 2025

OPDS
 TSPM
 AQIM
 Total Station

Live Readings
 Emission Effluent Ambient All

JKC_CementMill

0.425 mg/m3 JKC_CementMill - PM 15 Min Avg: 0.42 mg/m3 Unit: 0 - 10 mg/m3 Range: 0 - 100	3.23 mm JKC_CementMill - Pressure 15 Min Avg: 3.23 mm Unit: 0 - mm Range: 0 - 200	25.82 Degree JKC_CementMill - Temperature 15 Min Avg: 25.82 Degree Unit: 0 - Degree Range: 0 - 100
--	---	--

JKC_Grille_Cooler

24.47 mg/m3 JKC_Grille_Cooler - PM 15 Min Avg: 24.47 mg/m3 Unit: 0 - 30 mg/m3 Range: 0 - 100	-0.535 mm JKC_Grille_Cooler - Pressure 15 Min Avg: -0.53 mm Unit: 0 - mm Range: 0 - 200	109.64 Degree JKC_Grille_Cooler - Temperature 15 Min Avg: 109.64 Degree Unit: 0 - Degree Range: 0 - 100
--	---	---

22°C Mostly sunny 1016 04-11-2025

rspcboms.environment.rgs.itan.gov.in/rspcb/landing/consolidatedview/site/trends/site_140/ta3r

Dashboard - Live Status - Regulatory Reports - Industry Reports - Analytic Reports - Operation Reports - Utilities - Calibration - Risk Flow - Alerts

JKC_Grille_Cooler

24.47 mg/m3 JKC_Grille_Cooler - PM 15 Min Avg: 24.47 mg/m3 Unit: 0 - 30 mg/m3 Range: 0 - 100	-0.535 mm JKC_Grille_Cooler - Pressure 15 Min Avg: -0.53 mm Unit: 0 - mm Range: 0 - 200	109.64 Degree JKC_Grille_Cooler - Temperature 15 Min Avg: 109.64 Degree Unit: 0 - Degree Range: 0 - 100
--	---	---


JKC_RawMill_Kiln

120992.52 m3/hr JKC_RawMill_Kiln - Flow 15 Min Avg: 120992.78 m3/hr Unit: 0 - m3/hr Range: 0 - 1000	0.0 % JKC_RawMill_Kiln - 100 15 Min Avg: 0.0 % Unit: 0 - % Range: 0 - 40	221.38 mg/m3 JKC_RawMill_Kiln - PM 15 Min Avg: 221.37 mg/m3 Unit: 0 - 500 mg/m3 Range: 0 - 1000
0.27 % JKC_RawMill_Kiln - O2 15 Min Avg: 0.31 % Unit: 0 - 25.0 % Range: 0 - 25	21.96 mg/m3 JKC_RawMill_Kiln - PM 15 Min Avg: 22.42 mg/m3 Unit: 0 - 30 mg/m3 Range: 0 - 100	0.93 mm JKC_RawMill_Kiln - Pressure 15 Min Avg: 0.94 mm Unit: 0 - mm Range: 0 - 200
0.01 mg/m3 JKC_RawMill_Kiln - SO2 15 Min Avg: 0.03 mg/m3 Unit: 0 - 100.0 mg/m3 Range: 0 - 1000	156.94 Degree JKC_RawMill_Kiln - Temperature 15 Min Avg: 151.02 Degree Unit: 0 - Degree Range: 0 - 500	


22°C Mostly sunny 1017 04-11-2025



Annexure 4 Stack Monitoring Reports



VIBRANT
Sample Number : VTLS/03



TC-16019

VIBRANT TECHNO LAB PVT. LTD.
ISO 9001, 14001 & 45001 Certified Company
EPA Recognized Laboratory | NABET Accredited EIA Consultant Organisation

TEST REPORT

Name & Address of the Party : M/S JK Cement Works
(Unit of JK Cement Ltd.) Vill. & PO. - Gotan Dist - Nagaur, Rajasthan

Report No. : VTLS/260317002/A
Format No : 7.8 F-03
Party Reference No : GTNWH/PVR/37/010/25-26
Report Date : 24/03/2026
Period of Analysis : 17/03/2026-24/03/2026
Receipt Date : 17/03/2026

Sample Description : Stack Emission Monitoring


General Information:-

Sampling Location : Raw Mill Kih ESP
Sample Collected By : VTL Team
Date of Sampling : 13/03/2026
Sampling duration (Minutes) : 26 Min. (10.00 to 10.26 Hrs.)
Stack attached to : Bag House
Make of stack : MS
Diameter of stack(m) : 2.58 M
Height of stack(m) : 82 M
Instrument calibration status : Calibrated
Meteorological Condition : Clear Sky
Ambient Temperature - Ta (°C) : 25
Temperature of Stack Gases - Ts (°C) : 138
Velocity of Stack Gases (m/sec.) : 12.48
Flow rate of PM (LPM) : 39
Flow rate of Gas (LPM) : --
Sampling condition : OK
Protocol used : IS 11255 & USEPA
Coordinates : --


S.No.	Parameters	Test Method	Results	Units	Limits
1	Particulate Matter (PM)	IS: 11255 (P-1) : 1985, RA 2019	23.23	mg/Nm ³	30
2	Oxide of Nitrogen (NoX)	IS 11255 (P- 7) 2005, RA 2017	397	mg/Nm ³	800.0
3	Sulphur Dioxide (SO ₂)	IS: 11255(P- 2): 1985, RA 2019	28.18	mg/Nm ³	100
4	Carbon Dioxide (CO ₂)	USEPA 3A: 1989	10.50	%	--

*BLO= Below Limit Of Quantification, **LOQ= Limit Of Quantification



End of Report



Checked by



RK Yadav
Lab Incharge
Authorized Signatory

Corporate & Registered Office:
 Plot No. Q-39, Shringarpura, Narayan Vihar Q, Bhankrota, Jaipur 302026 (Raj.)
 0141-2954638 | bd@vibranttechnolab.com
 www.vibranttechnolab.com

Terms & Conditions:
 1. The Result Listed refer only to the tested sample and applicable parameters.
 2. Total Liability of our concern is limited to the invoiced amount.
 3. The report is not to be reproduced wholly or part and cannot be used as an evidence in the court of law and should not be used in any advertising media without our special permission in writing.
 4. Authenticity of Test Report and Accreditation status may be seen online through QR Code.
 5. Retention period of sample will be 30 days only, any query beyond 30 days will not be entertained.

Page No. 1/1



VIBRANT

Sample Number : VTL/S/02

Name & Address of the Party : M/S JK Cement Works
(Unit of JK Cement Ltd.) VIII. & PO. - Gotan Dist -
Nagaur, Rajasthan



TC-16019

VIBRANT TECHNO LAB PVT. LTD.

ISO 9001, 14001 & 45001 Certified Company
EPA Recognized Laboratory | NABET Accredited EIA Consultant Organisation

TEST REPORT

Report No. : VTL/S/2603170001/A
Format No : 7.8 F-03
Party Reference No : GTN/WH/PVR/37/010/25-26
Report Date : 24/03/2026
Period of Analysis : 17/03/2026-24/03/2026
Receipt Date : 17/03/2026

Sample Description : Stack Emission Monitoring

General Information:-

Sampling Location : Ready Mix Mortar
Sample Collected By : VTL Team
Date of Sampling : 13/03/2026
Sampling duration (Minutes) : 24 Min. (09:00 to 09:24 Hrs.)
Stack attached to : Bag House
Make of stack : MS
Diameter of stack(m) : 0.75 M
Height of stack(m) : 30 M
Instrument calibration status : Calibrated
Meteorological Condition : Clear Sky
Ambient Temperature - Ta (°C) : 28
Temperature of Stack Gases - Ts (°C) : 48
Velocity of Stack Gases (m/sec.) : 10.54
Flow rate of PM (LPM) : 42
Flow rate of Gas (LPM) : -
Sampling condition : OK
Protocol used : IS 11255 & USEPA
Coordinates : -

S.No.	Parameters	Test Method	Results	Units	Limits
1	Particulate Matter (PM)	IS: 11255 (P-1) : 1985, RA 2019	22.13	mg/Nm3	30

*BLO= Below Limit Of Quantification, **LOQ= Limit Of Quantification

End of Report



Checked by



RK Yadav
Lab Incharge
Authorized Signatory



Corporate & Registered Office:

Plot No. Q-39, Shringarpura, Narayan Vihar Q,
Bhankrota, Jaipur 302026 (Raj.)

0141-2954638 bd@vibranttechnolab.com

www.vibranttechnolab.com

Terms & Conditions:

1. The Result Listed refer only to the tested sample and applicable parameters.
2. Total Liability of our concern is limited to the invoiced amount. 3. The report is not to be reproduced wholly or part and cannot be used as an evidence in the court of law and should not be used in any advertising media without our special permission in writing. 4. Authenticity of Test Report and Accreditation status may be seen online through QR Code. 5. Retention period of sample will be 30 days only, any query beyond 30 days will not be entertained.

Page No. 1/1



VIBRANT

Sample Number : VTL/S/04

Name & Address of the Party : M/S JK Cement Works



TC-16019

VIBRANT TECHNO LAB PVT. LTD.

ISO 9001, 14001 & 45001 Certified Company
EPA Recognized Laboratory | NABET Accredited EIA Consultant Organisation

TEST REPORT

Report No. : VTL/S/2603170003/A
Format No : 7.8 F-03
Party Reference No : GTN/WH/PVR/37/010/25-26
Report Date : 24/03/2026
Period of Analysis : 17/03/2026-24/03/2026
Receipt Date : 17/03/2026

Sample Description : Stack Emission Monitoring

General Information:-

Sampling Location : Grate Cooler
Sample Collected By : VTL Team
Date of Sampling : 13/03/2026
Sampling duration (Minutes) : 19 Min. (11:00 to 11:19 Hrs.)
Stack attached to : Bag House
Make of stack : MS
Diameter of stack(m) : 2.00 M
Height of stack(m) : 30 M
Instrument calibration status : Calibrated
Meteorological Condition : Clear Sky
Ambient Temperature - Ta (°C) : 31
Temperature of Stack Gases - Ts (°C) : 175
Velocity of Stack Gases (m/sec.) : 18.22
Flow rate of PM (LPM) : 52
Flow rate of Gas (LPM) : -
Sampling condition : OK
Protocol used : IS 11255 & USEPA
Coordinates : -

S.No.	Parameters	Test Method	Results	Units	Limits
1	Particulate Matter (PM)	IS: 11255 (P-1) : 1986, RA 2019	19.57	mg/Nm ³	30

*BLQ= Below Limit Of Quantification, **LOQ= Limit Of Quantification

End of Report



Checked by



RK Yadav
Lab Incharge
Authorized Signatory



Corporate & Registered Office:

Plot No. Q-39, Shringarpura, Narayan Vihar Q,
Bhankrota, Jaipur 302026 (Raj.)

0141-2954638 bd@vibranttechnolab.com

www.vibranttechnolab.com

Terms & Conditions:

1. The Result Listed refer only to the tested sample and applicable parameters.
2. Total Liability of our concern is limited to the invoiced amount. 3. The report is not to be reproduced wholly or part and cannot be used as an evidence in the court of law and should not be used in any advertising media without our special permission in writing. 4. Authenticity of Test Report and Accreditation status may be seen online through QR Code. 5. Retention period of sample will be 30 days only, any query beyond 30 days will not be entertained.

Page No. 1/1



VIBRANT

Sample Number : VTL/S/05

Name & Address of the Party : M/S JK Cement Works
(Unit of JK Cement Ltd.) Vill. & PO. - Gotan Dist -
Nagaur, Rajasthan



TC-16019

VIBRANT TECHNO LAB PVT. LTD.

ISO 9001, 14001 & 45001 Certified Company
EPA Recognized Laboratory | NABET Accredited EIA Consultant Organisation

TEST REPORT

Report No. : VTL/S/2603170004/A
Format No : 7.8 F-03
Party Reference No : GTN/WH/PVR/37/010/25-26
Report Date : 24/03/2026
Period of Analysis : 17/03/2026-24/03/2026
Receipt Date : 17/03/2026

Sample Description : Stack Emission Monitoring

General Information:-
Sampling Location : Pet coke
Sample Collected By : VTL Team
Date of Sampling : 14/03/2026
Sampling duration (Minutes) : 21 Min. (09:10 to 12:31 Hrs.)
Stack attached to : Bag House
Make of stack : MS
Diameter of stack(m) : 0.85 M
Height of stack(m) : 40.59 M
Instrument calibration status : Calibrated
Meteorological Condition : Clear Sky
Ambient Temperature - Ta (°C) : 29
Temperature of Stack Gases - Ts (°C) : 52
Velocity of Stack Gases (m/sec.) : 12.13
Flow rate of PM (LPM) : 48
Flow rate of Gas (LPM) : -
Sampling condition : OK
Protocol used : IS 11255 & USEPA
Coordinates : --

S.No.	Parameters	Test Method	Results	Units	Limits
1	Particulate Matter (PM)	IS: 11255 (P-1) : 1985, RA 2019	8.62	mg/Nm3	30

*BLQ= Below Limit Of Quantification, **LOQ= Limit Of Quantification

End of Report



Checked by



RK Yadav
Lab Incharge
Authorized Signatory



Corporate & Registered Office:

Plot No. Q-39, Shringarpura, Narayan Vihar Q,
Bhankota, Jaipur 302026 (Raj.)

0141-2954638 bd@vibranttechnolab.com

www.vibranttechnolab.com

Terms & Conditions:

1. The Result Listed refer only to the tested sample and applicable parameters. 2. Total Liability of our concern is limited to the invoiced amount. 3. The report is not to be reproduced wholly or part and cannot be used as an evidence in the court of law and should not be used in any advertising media without our special permission in writing. 4. Authenticity of Test Report and Accreditation status may be seen online through QR Code. 5. Retention period of sample will be 30 days only, any query beyond 30 days will not be entertained.

Page No. 1/1



VIBRANT

Sample Number : VTL/S/06

Name & Address of the Party : M/S JK Cement Works



TC-16019

VIBRANT TECHNO LAB PVT. LTD.

ISO 9001, 14001 & 45001 Certified Company
EPA Recognized Laboratory | NABET Accredited EIA Consultant Organisation

TEST REPORT

Report No. : VTL/S/2603170005/A
Format No : 7.8 F-03
Party Reference No : GTN/WH/PVR/37/010/25-26
Report Date : 24/03/2026
Period of Analysis : 17/03/2025-24/03/2026
Receipt Date : 17/03/2026

Sample Description : Stack Emission Monitoring

General Information:-

Sampling Location : Limestone Crusher
Sample Collected By : VTL Team
Date of Sampling : 13/03/2026
Sampling duration (Minutes) : 27 Min. (12:00 to 12:27 Hrs.)
Stack attached to : Bag House
Make of stack : MS
Diameter of stack(m) : 0.80 M
Height of stack(m) : 31 M
Instrument calibration status : Calibrated
Meteorological Condition : Clear Sky
Ambient Temperature - Ta (°C) : 30
Temperature of Stack Gases - Ts (°C) : 58
Velocity of Stack Gases (m/sec.) : 9.76
Flow rate of PM (LPM) : 38
Flow rate of Gas (LPM) : -
Sampling condition : OK
Protocol used : IS 11255 & USEPA
Coordinates : -

S.No.	Parameters	Test Method	Results	Units	Limits
1	Particulate Matter (PM)	IS: 11255 (P-1) : 1985, RA 2019	16.87	mg/Nm ³	30

*BLQ= Below Limit Of Quantification, **LOQ= Limit Of Quantification

End of Report



Checked by



RK Yadav
Lab Incharge
Authorized Signatory



Corporate & Registered Office:

Plot No. Q-39, Shringarpura, Narayan Vihar Q,
Bhankrota, Jaipur 302026 (Raj.)

0141-2954638 bd@vibranttechnolab.com

www.vibranttechnolab.com

Terms & Conditions:

1. The Result Listed refer only to the tested sample and applicable parameters.
2. Total Liability of our concern is limited to the invoiced amount. 3. The report is not to be reproduced wholly or part and cannot be used as an evidence in the court of law and should not be used in any advertising media without our special permission in writing. 4. Authenticity of Test Report and Accreditation status may be seen online through QR Code. 5. Retention period of sample will be 30 days only, any query beyond 30 days will not be entertained.

Page No. 1/1



VIBRANT

Sample Number : VTL/S/24



TC-16019

VIBRANT TECHNO LAB PVT. LTD.

ISO 9001, 14001 & 45001 Certified Company
EPA Recognized Laboratory | NABET Accredited EIA Consultant Organisation

TEST REPORT

Name & Address of the Party : M/S JK Cement Works
(Unit of JK Cement Ltd.) VII. & PO. - Gotan Dist -
Nagaur, Rajasthan

Report No. : VTL/S/2603170008/A
Format No : 7.8 F-03
Party Reference No : GTNWH/PVR/37/010/25-26
Report Date : 24/03/2026
Period of Analysis : 17/03/2025-24/03/2026
Receipt Date : 17/03/2026

Sample Description : Stack Emission Monitoring

General Information:-
Sampling Location : Cement Mill
Sample Collected By : VTL Team
Date of Sampling : 17/03/2026
Sampling duration (Minutes) : 27 Min. (12:40 to 13:07 Hrs.)
Stack attached to : Bag House
Make of stack : MS
Diameter of stack(m) : 0.71 M
Height of stack(m) : 30 M
Instrument calibration status : Calibrated
Meteorological Condition : Clear Sky
Ambient Temperature - Ta (°C) : 29
Temperature of Stack Gases - Ts (°C) : 74
Velocity of Stack Gases (m/sec.) : 9.99
Flow rate of PM (LPM) : 37
Flow rate of Gas (LPM) : -
Sampling condition : OK
Protocol used : IS 11255 & USEPA
Coordinates : -

S.No.	Parameters	Test Method	Results	Units	Limits
1	Particulate Matter (PM)	IS: 11255 (P-1) : 1985, RA 2019	8.09	mg/Nm ³	30

*BLQ= Below Limit Of Quantification, **LOQ= Limit Of Quantification

End of Report



Checked by



RK Yadav
Lab Incharge
Authorized Signatory



Corporate & Registered Office:

Plot No. Q-39, Shringarpura, Narayan Vihar Q,
Bhankrota, Jaipur 302026 (Raj.)

0141-2954638 bd@vibranttechnolab.com

www.vibranttechnolab.com

Terms & Conditions:

1. The Result Listed refer only to the tested sample and applicable parameters.
2. Total Liability of our concern is limited to the invoiced amount.
3. The report is not to be reproduced wholly or part and cannot be used as an evidence in the court of law and should not be used in any advertising media without our special permission in writing.
4. Authenticity of Test Report and Accreditation status may be seen online through QR Code.
5. Retention period of sample will be 30 days only, any query beyond 30 days will not be entertained.

Page No. 1/1



VIBRANT

Sample Number : VTL/S/07

Name & Address of the Party : M/S JK Cement Works



TC-16019

(Unit of JK Cement Ltd.) VII. & PO. - Gotan Dist - Nagaur, Rajasthan

VIBRANT TECHNO LAB PVT. LTD.

ISO 9001, 14001 & 45001 Certified Company
EPA Recognized Laboratory | NABET Accredited EIA Consultant Organisation

TEST REPORT

Report No. : VTL/S/2603170007/A
Format No : 7.8 F-03
Party Reference No : GTN/WH/PVR/37/010/25-26
Report Date : 24/03/2026
Period of Analysis : 17/03/2026-24/03/2026
Receipt Date : 17/03/2026

Sample Description : Stack Emission Monitoring

General Information:-

Sampling Location : DG Set 350 KVA
Sample Collected By : VTL Team
Date of Sampling : 13/03/2026
Sampling duration (Minutes) : 26 Min. (13:30 to 13:58 Hrs.)
Stack attached to : Acoustic Encloser
Make of stack : MS
Diameter of stack(m) : 0.15 M
Height of stack(m) : 30 M
Instrument calibration status : Calibrated
Meteorological Condition : Clear Sky
Ambient Temperature - Ta (°C) : 25
Temperature of Stack Gases - Ts (°C) : 135
Velocity of Stack Gases (m/sec.) : 11.58
Flow rate of PM (LPM) : 38
Flow rate of Gas (LPM) : 2.0
Sampling condition : OK
Protocol used : IS 11255 & USEPA
Coordinates : 73°43'41" & 26°38'31"

S.No.	Parameters	Test Method	Results	Units	Limits
1	Carbon Monoxide (CO)	USEPA 10: 1996	0.99	mg/Nm ³	3.5
2	Particulate Matter (PM)	IS: 11255 (P-1): 1985, RA 2019	0.010	gm/kw-hr	0.02
3	Oxide of Nitrogen (NOX)	IS 11255 (P- 7) 2005; RA 2017	0.20	gm/kw-hr	0.40
4	Total Hydrocarbon (HC)	USEPA 18: 1999	0.14	gm/kw-hr	0.19
5	Sulphur Dioxide (SO ₂)	IS: 11255(P-2): 1985, RA 2019	1.94	gm/kw-hr	Not Specified

*BLQ= Below Limit Of Quantification, **LOQ= Limit Of Quantification

End of Report



Checked by



RK Yadav
Lab Incharge
Authorized Signatory



Corporate & Registered Office:

Plot No. Q-39, Shringarpura, Narayan Vihar Q,
Bhankrota, Jaipur 302026 (Raj.)

0141-2954638 bd@vibranttechnolab.com

www.vibranttechnolab.com

Terms & Conditions:

Page No. 1/1

1. The Result Listed refer only to the tested sample and applicable parameters. 2. Total Liability of our concern is limited to the invoiced amount. 3. The report is not to be reproduced wholly or part and cannot be used as an evidence in the court of law and should not be used in any advertising media without our special permission in writing. 4. Authenticity of Test Report and Accreditation status may be seen online through QR Code. 5. Retention period of sample will be 30 days only, any query beyond 30 days will not be entertained.



VIBRANT

VIBRANT TECHNO LAB PVT. LTD.

ISO 9001, 14001 & 45001 Certified Company

EPA Recognized Laboratory | NABET Accredited EIA Consultant Organisation

TEST REPORT

Sample Number: VTL/S/03
Name & Address of Party: M/s JK Cement Works
(Unit of JK Cement Ltd.) Vill. & Po.- Gotan,
Dist.-Nagaur, Rajasthan

Report No.: VTL/S/2509270003
Format No.: 7.8 F-03
Party Reference No.: GTN/WH/PVR/37/010/25-26
Report Date: 06/10/2025
Period of Analysis: 27/09/2025-06/10/2025

Sample Description :

Sample Collected : VTL Team
Date of Sampling : 24/09/2025
Time of Sampling : 25 min (11:00 to 11:25 Hrs.)
Location : Raw Mill Kiln ESP (Co-Processing of Spent carbon waste
Mix liquid & Distillation residue With Pet Coke).
Stack Attached to : ESP
Meteorological Condition : Clear Sky
Make Of Stack : MS
Stack Diameter : 2.58 M
Stack Height : 82 M
Instrument calibration status : Calibrated
Ambient Temperature - Ta (°C) : 30
Temperature of Stack Gases - Ts (°C) : 130
Velocity of Stack Gases (m/sec.) : 12.53
Flow rate of PM (LPM) : 40
Sampling condition : Isokinetic
Method of Sampling : IS-11255 & EPA

RESULTS

S. No.	Parameter	Protocol	Units	Results	Limits
1.	Oxygen as O2	USEPA 3A:1989	%	8.6	--
2.	Particulate Matter (PM)	IS: 11255 (P-1) : 1985, RA 2019	mg/Nm3	16.54	30
3.	Oxide of Nitrogen (as NOx)	IS- 11255 (P-7);2005, RA- 2017	mg/Nm3	426	800
4.	Sulphur Dioxide (as SO2)	IS: 11255(P- 2): 1985, RA 2019	mg/Nm3	22.64	100
5.	Carbon Dioxide (as CO2)	USEPA 3A:1989	%	11.0	--
6.	Hydrogen Chloride as HCL	USEPA Method 29	mg/Nm3	*BLQ(**LOQ-0.2)	10
7.	Hydrogen Fluoride as HF	USEPA Method 29	mg/Nm3	*BLQ(**LOQ-0.2)	1.0
8.	Carbon Monoxide as CO	USEPA Method 10:1996	mg/Nm3	15.2	--
9.	Total Organic Compounds as TOC	USEPA Method 29	mg/Nm3	*BLQ(**LOQ-2.0)	10

Checked By



RK Yadav
Lab Incharge
Authorized Signatory

Corporate & Registered Office:

Plot No. Q-39, Shringarpura, Narayan Vihar Q,
Bhankrota, Jaipur 302026 (Raj.)

0141-2954638 bd@vibranttechnolab.com

www.vibranttechnolab.com

Terms & Conditions:

1. The Result Listed refer only to the tested sample and applicable parameters.
2. Total Liability of our concern is limited to the invoiced amount. 3. The report is not to be reproduced wholly or part and cannot be used as an evidence in the court of law and should not be used in any advertising media without our special permission in writing. 4. Authenticity of Test Report and Accreditation status may be seen online through QR Code. 5. Retention period of sample will be 30 days only, any query beyond 30 days will not be entertained.



VIBRANT

VIBRANT TECHNO LAB PVT. LTD.

ISO 9001, 14001 & 45001 Certified Company
EPA Recognized Laboratory | NABET Accredited EIA Consultant Organisation

TEST REPORT

Sample Number: VTL/S/03
Name & Address of Party: M/s JK Cement Works
(Unit of JK Cement Ltd.) Vill. & Po.- Gotan,
Dist.-Nagaur, Rajasthan

Report No.: VTL/S/2509270003
Format No.: 7.8 F-03
Party Reference No.: GTN/WH/PVR/37/010/25-26
Report Date: 06/10/2025
Period of Analysis: 27/09/2025-06/10/2025

Sample Description :

Sample Collected : VTL Team
Date of Sampling : 24/09/2025
Time of Sampling : 25 min (11:00 to 11:25 Hrs.)
Location : Raw Mill Kiln ESP (Co-Processing of Spent carbon waste
Mix liquid & Distillation residue With Pet Coke).
Stack Attached to : ESP
Meteorological Condition : Clear Sky
Make Of Stack : MS
Stack Diameter : 2.58 M
Stack Height : 82 M
Instrument calibration status : Calibrated
Ambient Temperature - Ta (°C) : 30
Temperature of Stack Gases - Ts (°C) : 130
Velocity of Stack Gases (m/sec.) : 12.53
Flow rate of PM (LPM) : 40
Sampling condition : Isokinetic
Method of Sampling : IS-11255 & EPA

RESULTS

S. No.	Parameter	Protocol	Units	Results	Limits	
1.	Mercury as Hg + their Compound	USEPA Method 29:2017	Mg/Nm ³	*BLQ(**LOQ-0.001)	0.05	
2.	Cadmium+ Thallium (Cd +Ti)+their Compounds			*BLQ(**LOQ-0.005)	0.05	
3.	Chromium as Cr + their Compounds			*BLQ(**LOQ-0.005)	0.011	(sb+As+ Pb+Co+Cr+Cu+ Mn+Ni+V+their Compounds 0.5
	Manganese as Mn + their Compounds			0.011		
	Arsenic as As + their Compounds			*BLQ(**LOQ-0.005)		
	Antimony as Sb + their Compounds			*BLQ(**LOQ-0.0003)		
	Lead as Pb + their Compounds			*BLQ(**LOQ-0.005)		
Cobalt as Co+ their Compounds	*BLQ(**LOQ-0.005)					

Checked By



RK Yadav
Lab Incharge
Authorized Signatory

Corporate & Registered Office:

Plot No. Q-39, Shringarpura, Narayan Vihar Q,
Bhankrota, Jaipur 302026 (Raj.)

0141-2954638 bd@vibranttechnolab.com

www.vibranttechnolab.com

Terms & Conditions:

1. The Result Listed refer only to the tested sample and applicable parameters.
2. Total Liability of our concern is limited to the invoiced amount. 3. The report is not to be reproduced wholly or part and cannot be used as an evidence in the court of law and should not be used in any advertising media without our special permission in writing. 4. Authenticity of Test Report and Accreditation status may be seen online through QR Code. 5. Retention period of sample will be 30 days only, any query beyond 30 days will not be entertained.



VIBRANT TECHNO LAB PVT. LTD.

ISO 9001, 14001 & 45001 Certified Company
EPA Recognized Laboratory | NABET Accredited EIA Consultant Organisation

TEST REPORT

VTL/S/03		VTL/S/2509270003		
VIBRANT Copper as Cu + their Compounds	USEPA Method 29:2017	Mg/Nm ³	*BLQ(**LOQ-0.005)	(Sb+As+Pb+Co+Cr+Cu+Mn+Ni+V+their Compounds) 0.5
Nickel as Ni + their Compounds			0.014	
Vanadium as V + their Compounds			*BLQ(**LOQ-0.001)	
Sb+As+Pb+Co+Cr+Cu+Mn+Ni+V+ their Compounds			0.025	


Checked By



RK Yadav
Lab Incharge
Authorized Signatory



Corporate & Registered Office:

Plot No. Q-39, Shringarpura, Narayan Vihar Q,
Bhankrota, Jaipur 302026 (Raj.)

0141-2954638 bd@vibranttechnolab.com

www.vibranttechnolab.com

Terms & Conditions:

1. The Result Listed refer only to the tested sample and applicable parameters.
2. Total Liability of our concern is limited to the invoiced amount.
3. The report is not to be reproduced wholly or part and cannot be used as an evidence in the court of law and should not be used in any advertising media without our special permission in writing.
4. Authenticity of Test Report and Accreditation status may be seen online through QR Code.
5. Retention period of sample will be 30 days only, any query beyond 30 days will not be entertained.



CERTIFICATE OF ANALYSIS

Work Order	: PR25E0410-AB	Issue Date	: 19-Nov-2025
Customer			
Client	: M/s JK Cement Works (Unit of JK Cement Ltd.)	Laboratory	: ALS Czech Republic, s.r.o.
Contact		Contact	: Client Service
Address	: Village & PO: Gotan, District: Nagaur, Rajasthan	Address	: Na Harfe 336/9 Prague 9 - Vysocany 190 00 Czech Republic
E-mail		E-mail	: customer.support@alsglobal.com
Telephone	: Dioxins and furans in stack emissions	Telephone	: +420 226 226 228
Project		Page	: 1 of 2
Order number		Date Samples Received	: 03-Nov-2025
		Quote number	: PR2019ALSTS-IN0001 (CZ-251-19-0311)
Site	: ----	Date of test	: 04-Nov-2025 - 18-Nov-2025
Sampled by	: Customer	QC Level	: ALS CR Standard Quality Control Schedule Schedule

General Comments

This report shall not be reproduced except in full, without prior written approval from the laboratory. The laboratory is not responsible for the sample data supplied by the customer and their impact on the validity of the result. The laboratory declares that the test results relate only to the listed samples. If "ALS" is not included in the test report in the "Sampled by" section, then the results refer to the sample as received.
A-DFHMS03 - the results are recalculated and expressed in ng/m3 based on data provided by the client

Responsible for accuracy

Testing Laboratory No. 1163
Accredited by CAI according to
CSN EN ISO/IEC 17025:2018

Signatories

Lubomír Pokorný

Position

Country Manager



The company is certified according to ČSN EN ISO 14001 (Environmental management systems) and ČSN ISO 45001 (Occupational health and safety management systems)



Analytical Results

Sub-Matrix: EMISSIONS		Client sample ID		Sample		----	----	----	----
				XAD-3_Raw Mill & Kiln ESP					
		Laboratory sample ID		PR25E0410002					
		Client sampling date / time		[03-Nov-2025]					
Parameter	Method	LOR	Unit	Result	MU	Result	MU	Result	MU
PCDDs and PCDFs (Dioxins and Furans)									
2378-TCDD	A-DFHMS03	-	ng/m ³	<0.0045	----	----	----	----	----
12378-PeCDD	A-DFHMS03	-	ng/m ³	<0.0049	----	----	----	----	----
123478-HxCDD	A-DFHMS03	-	ng/m ³	<0.0084	----	----	----	----	----
123678-HxCDD	A-DFHMS03	-	ng/m ³	<0.0084	----	----	----	----	----
123789-HxCDD	A-DFHMS03	-	ng/m ³	<0.0084	----	----	----	----	----
1234678-HpCDD	A-DFHMS03	-	ng/m ³	0.210	----	----	----	----	----
OCDD	A-DFHMS03	-	ng/m ³	0.500	----	----	----	----	----
2378-TCDF	A-DFHMS03	-	ng/m ³	<0.0046	----	----	----	----	----
12378-PeCDF	A-DFHMS03	-	ng/m ³	<0.0053	----	----	----	----	----
23478-PeCDF	A-DFHMS03	-	ng/m ³	<0.0053	----	----	----	----	----
123478-HxCDF	A-DFHMS03	-	ng/m ³	<0.0085	----	----	----	----	----
123678-HxCDF	A-DFHMS03	-	ng/m ³	<0.0085	----	----	----	----	----
123789-HxCDF	A-DFHMS03	-	ng/m ³	<0.0085	----	----	----	----	----
234678-HxCDF	A-DFHMS03	-	ng/m ³	<0.0085	----	----	----	----	----
1234678-HpCDF	A-DFHMS03	-	ng/m ³	<0.011	----	----	----	----	----
1234789-HpCDF	A-DFHMS03	-	ng/m ³	<0.011	----	----	----	----	----
OCDF	A-DFHMS03	-	ng/m ³	<0.016	----	----	----	----	----
TEQ-Lowerbound	A-DFHMS03	-	ng/m ³	0.0026	----	----	----	----	----
TEQ-Upperbound	A-DFHMS03	-	ng/m ³	0.01	----	----	----	----	----

When sampling date is not provided by the client, the laboratory determines it for procedural reasons, then it is equal to the date of receipt of the sample to the laboratory and is displayed in brackets. Measurement uncertainty is expressed as expanded measurement uncertainty with coverage factor $k = 2$, representing 95% confidence level.

Key: LOR = Limit of reporting; MU = Measurement Uncertainty. The MU does not include sampling uncertainty.

Brief Method Summaries

Analytical Methods	Method Descriptions
Location of test performance: V Raji 906 Pardubice - Zelene Predmesti Czech Republic 530 02	
A-DFHMS03	CZ_SOP_D06_06_170 (US EPA Method 23, US EPA Method 23A): Determination of polychlorinated dibenzo-p-dioxins and dibenzofuranes in emissions by isotope dilution method using HRGC-HRMS and calculation of TEQ parameters from measured values. The samples were stored in laboratory in the darkness and under temperature <4°C. Actual LOQ are noticed in the annex.

The symbol "" for the method indicates a test outside the scope of accreditation of the laboratory or subcontractor. If the UNICO-SUB code is stated in the method table, this only informs that the tests have been performed by a subcontractor and the results are given in an annex to the test report, including information on test accreditation. If the lab used for matrix outside the scope of accreditation or non-standard sample matrix procedure specified in the accredited method and issues non-accredited results, this fact is stated on the title page of this protocol in the section "Notes". If the test report shows the results of subcontracting, the place of performance of the test is outside the laboratories of ALS Czech Republic, s.r.o.

The method for calculating of the summation parameters is available on request in the customer service.

The end of the certificate of analysis

Amendment 1 Attachment no. 1 to the Certificate of Analysis for work order PR25E0410-AB

Sample:

Sample XAD-3 Raw Mill & Kiln ESP IND 161178

Measurement results PCDD/Fs:

Sample: Sample XAD-3 Raw Mill & Kiln ESP			Final extract [µl]:	60	
			Injection volume [µl]:	4	
			Acquisition date:	13.6.25 16:30	
2,3,7,8-PCDD/Fs	Result [ng/sample]	Limit of Detection [ng/sample]	Limit of Quantification [ng/sample]	I-TEF	I-TEQ Upperbound [ng/sample]
2,3,7,8-TCDD	< 0.0045	0.0045	0.0091	1	0.0045
1,2,3,7,8-PeCDD	< 0.0049	0.0049	0.0099	0.5	0.0025
1,2,3,4,7,8-HxCDD	< 0.0084	0.0084	0.017	0.1	0.00084
1,2,3,6,7,8-HxCDD	< 0.0084	0.0084	0.017	0.1	0.00084
1,2,3,7,8,9-HxCDD	< 0.0084	0.0084	0.017	0.1	0.00084
1,2,3,4,6,7,8-HpCDD	0.21	0.0095	0.019	0.01	0.0021
OCDD	0.5	0.02	0.04	0.001	0.0005
2,3,7,8-TCDF	< 0.0046	0.0046	0.0092	0.1	0.00046
1,2,3,7,8-PeCDF	< 0.0053	0.0053	0.011	0.05	0.00026
2,3,4,7,8-PeCDF	< 0.0053	0.0053	0.011	0.5	0.0026
1,2,3,4,7,8-HxCDF	< 0.0085	0.0085	0.017	0.1	0.00085
1,2,3,6,7,8-HxCDF	< 0.0085	0.0085	0.017	0.1	0.00085
1,2,3,7,8,9-HxCDF	< 0.0085	0.0085	0.017	0.1	0.00085
2,3,4,6,7,8-HxCDF	< 0.0085	0.0085	0.017	0.1	0.00085
1,2,3,4,6,7,8-HpCDF	< 0.011	0.011	0.021	0.01	0.00011
1,2,3,4,7,8,9-HpCDF	< 0.011	0.011	0.021	0.01	0.00011
OCDF	< 0.016	0.016	0.031	0.001	0.000016
I-TEQ from quantified 2,3,7,8-PCDD/Fs - "Lowerbound"					0.0026
I-TEQ from 2,3,7,8-PCDD/Fs - "Mediumbound"					0.011
I-TEQ - Maximum possible - "Upperbound"					0.019
PCDDs	Result [ng/sample]	PCDF	Result [ng/sample]		
Tetra-CDDs	< 0.1	Tetra-CDF	< 0.17		
Penta-CDDs	< 0.069	Penta-CDF	< 0.15		
Hexa-CDDs	< 0.084	Hexa-CDF	< 0.14		
Hepta-CDDs	0.35	Hepta-CDF	< 0.042		
OCDD	0.5	OCDF	< 0.016		

I-TEF according to NATO.

Limits of quantification are defined as double of the detection limits.

The limit of detection is defined as the amount of analyte producing a signal with $S/N \geq 3$. The value of the detection limit is mentioned as the actual value at the acquisition date. Measurement uncertainty is expressed as a double ($k=2$) relative standard deviation (RSD%), and corresponds to 95% confidence interval.

Estimation of uncertainty of each 2,3,7,8-PCDD/F congener is 30% and total I-TEQ is 20%.

These values were ensured by analyses of certified reference material under conditions of internal reproducibility. Results marked "<" are below limit of detection or quantification.

"Lowerbound" and "Upperbound" are levels defined in Regulation 2017/644 and EN 1948-4.

"Mediumbound" is levels defined in Regulation 2017/644.

Amendment 1 Attachment no. 1 to the Certificate of Analysis for work order PR25E0410- AB

Sample:

Sample XAD-1

Standards recovery:

Sample:		Sample XAD-3 Raw Mill & Kiln ESP	
		Final extract [µl]:	60
		Injection volume [µl]:	4
		Acquisition date:	4.12.24 14:29
Extraction standards - PCDDs	Recovery [%]	Extraction standards-PCDFs	Recovery [%]
13C12 - 2,3,7,8-TCDD	91	13C12 - 2,3,7,8-TCDF	92
13C12 - 1,2,3,7,8-PeCDD	90	13C12 - 1,2,3,7,8-PeCDF	96
13C12 - 1,2,3,6,7,8-HxCDD	98	13C12 -1,2,3,6,7,8-HxCDF	89
13C12 - 1,2,3,4,6,7,8-HpCDD	84	13C12 -1,2,3,4,6,7,8-HpCDF	86
13C12 - OCDD	88		

Amendment 1 Attachment no. 1 to the Certificate of Analysis for work order PR25E0410- AB

Sample:

Sample XAD-1

Measurement results PCDD/Fs:

Sample:		Sample XAD-1		Final extract [ml]:		60	
Sampled volume[m3]:		1.022		Injection volume [ml]:		4	
				Acquisition date:		12.8.25 17:21	
2,3,7,8-PCDD/Fs	Result [ng/sample]	Limit of Detection [ng/sample]	Limit of Quantification [ng/sample]	¹I-TEF	¹I-TEQ Upperbound [ng/sample]		
2,3,7,8-TCDD	< 0.0045	0.0045	0.009	1	0.0045		
1,2,3,7,8-PeCDD	< 0.0049	0.0049	0.00	0.5	0.0025		
1,2,3,4,7,8-HxCDD	< 0.0084	0.0084	0.017	0.1	0.00084		
1,2,3,6,7,8-HxCDD	< 0.0084	0.0084	0.017	0.1	0.00084		
1,2,3,7,8,9-HxCDD	< 0.0084	0.0084	0.017	0.1	0.00084		
1,2,3,4,6,7,8-HpCDD	0.21	0.0095	0.019	0.01	0.0021		
OCDD	0.5	0.02	0.04	0.001	0.0005		
2,3,7,8-TCDF	< 0.0046	0.0046	0.0092	0.1	0.00046		
1,2,3,7,8-PeCDF	< 0.0053	0.0053	0.011	0.05	0.00026		
2,3,4,7,8-PeCDF	< 0.0053	0.0053	0.011	0.5	0.0026		
1,2,3,4,7,8-HxCDF	< 0.0085	0.0085	0.017	0.1	0.00085		
1,2,3,6,7,8-HxCDF	< 0.0085	0.0085	0.017	0.1	0.00085		
1,2,3,7,8,9-HxCDF	< 0.0085	0.0085	0.017	0.1	0.00085		
2,3,4,6,7,8-HxCDF	< 0.0085	0.0085	0.017	0.1	0.00085		
1,2,3,4,6,7,8-HpCDF	< 0.011	0.011	0.021	0.01	0.00011		
1,2,3,4,7,8,9-HpCDF	< 0.011	0.011	0.021	0.01	0.00011		
OCDF	< 0.016	0.016	0.031	0.001	0.000016		
I-TEQ from quantified 2,3,7,8-PCDD/Fs -"Lowerbound"					0.0026		
I-TEQ from 2,3,7,8-PCDD/Fs -,"Mediumbound"					0.011		
I-TEQ - Maximum possible -"Upperbound"					0.019		
PCDDs	Result [ng/sample]		PCDF	Result [ng/sample]			
Tetra-CDDs	< 0.1		Tetra-CDF	< 0.17			
Penta-CDDs	< 0.069		Penta-CDF	< 0.15			
Hexa-CDDs	< 0.084		Hexa-CDF	< 0.14			
Hepta-CDDs	0.35		Hepta-CDF	< 0.042			
OCDD	0.5		OCDF	< 0.016			

¹I-TEF according to NATO.

Limits of quantification are defined as double of the detection limits.

The limit of detection is defined as the amount of analyte producing a signal with S/N≥3. The value of the detection limit is mentioned as the actual value at the acquisition date. Measurement uncertainty is expressed as a double (k=2) relative standard deviation (RSD%), and corresponds to 95% confidence interval.

Estimation of uncertainty of each 2,3,7,8-PCDD/F congener is 30% and total I-TEQ is 20%.

These values were ensured by analyses of certified reference material under conditions of internal reproducibility. Results marked "<" are below limit of detection or quantification.

"Lowerbound" and "Upperbound" are levels defined in Regulation 2017/644 and EN 1948-4.

"Mediumbound" is levels defined in Regulation 2017/644.



right solutions.
right partner.

Sample ID: IND 161178

Location	Raw Mill & Kiln ESP
Sampling Date	24.09.2025
Shape of Stack	Circular
Stack Attached to	ESP
Stack height from ground level(m)	82
Stack diameter at Sampling point(m)	2.58
Material of construction of stack	MS
Platform & ladder type & condition	ok
Pollution control device	ESP
Velocity(m/s)	12.53
Measured Oxygen	8.6
Stack Temp.(°C)	130
Sampling Duration (min.)	190
Flow (LPM)	24
Sampling done	Not by ALS representative

Notes:

TEQ corrected to 10% O₂ concentration is 0.004 ng/Nm³

Limits as per MoEF & CC Notification GSR 497(E) = <0.1 ng/Nm³

Authorised by:

Hareesh Kumar J

Manager-Chemical (Food and Environmental)

For and on Behalf of ALS Testing Services India Private Ltd



ALS TESTING SERVICES INDIA PRIVATE LIMITED

Plot No: 65, Bommasandra Jigani Link Rd, Bommasandra, KIADB Industrial Area, Bangalore 560105, Karnataka, India.
Email: ALSIN.CS@alsglobal.com Phone: 080 6111 6000 Website: www.alsglobal.com

Annexure-6



Road Sweeping








Latitude: 26.64352
Longitude: 73.742579
Elevation: 358.09±1.19 m
Accuracy: 133.8 m
Time: 13-10-2025 14:50
Note: Fog Cannon





Calibration Report of OCEMS



**CALIBRATION REPORT
OF
ONLINE CONTINUOUS EMISSION MONITORING SYSTEM (OCEMS)**

FOR



J.K. Cement, Gotan

For the Month of March, 2026

PREPARED & SUBMITTED BY



Vibrant Techno Lab Pvt Ltd

*Plot No. Q-39, Shringarpura, Narayan Vihar Q,
Bhankrota, Jaipur, Rajasthan 302026.*



Vibrant Techno Lab Pvt Ltd

1 Page

Calibration Report of OCEMS

ACKNOWLEDGEMENT

J.K. Cement, Gotan entrusted Vibrant Techno Lab Private Limited, Jaipur with the work order for the Calibration of Online Continuous Emission Monitoring System (OCEMS) in accordance with the latest RSPCB & CPCB Guidelines.

We are pleased to share that the OCEMS calibration has been successfully completed as per latest guidelines of RSPCB & CPCB standards, utilizing our state-of-the-art testing facilities and a highly competent technical team.

This report presents the J.K. Cement, Gotan as requested by J.K. Cement, Gotan.

We express our sincere gratitude to the J.K team for their guidance and support throughout the calibration and verification of the Stack Online Continuous Emission Monitoring System (OCEMS) installed at M/s J.K. Cement, Gotan

Our heartfelt thanks also go to the Plant Management, Environment Department and Instrumentation Team for their continuous cooperation and coordination during the entire activity.

Special appreciation is extended to the Operations and Maintenance personnel for their dedicated efforts in ensuring safe and smooth execution of the fieldwork.

We gratefully acknowledge the collective contributions of all individuals who directly or indirectly played a part in the successful completion of this calibration work and the preparation of this report.

Vibrant Techno Lab Private Limited



Calibration Report of OCEMS

Table of Contents

Chapter	Title	Page
A	Introduction (PP & Consultant)	4
1.0	Need for the Calibration	5
2.0	Objectives and Sampling Equipment's	5
4.0	Methodology	6-7
5.0	Result & discussions	7
5.1	Stack Details	7
5.2	SUMMARY OF REGRESSION TABLE FOR ALL THE STACKS CEMS	8
5.3	PM-CEMS Raw Mill Kiln ESP (PM)	9-10
5.4	CEMS Kiln (NO _x) PM	11-12
5.5	CEMS Kiln (SO ₂) PM	13-14
5.6	CEMS Kiln (O ₂) PM	15-16
5.7	PM-CEMS Grate Cooler (PM)	17-18
5.8	PM-CEMS Cement Mill (PM)	19-20
5.9	PM-CEMS Petro-Coke (PM)	21-22
6.0	Observation & Remarks	23
7.0	Conclusion	24
8.0	Certification	24
9.0	Reference	24
10.0	Certificates of NABL & CPCB	25



Calibration Report of OCEMS

A. Introduction

JK Cement Ltd. is one of India's leading manufacturers of Grey Cement and one of the leading White Cement manufacturers in the World. Over five decades, the Company has partnered with India's multi-sectoral infrastructure needs on the strength of its product excellence, customer orientation, and technology leadership. JK Cement commenced operations with the launch of its flagship grey cement unit in Nimbahera, Rajasthan, in May 1975.

Vibrant Group, established in February 2022 (incorporated on 25 February 2022) in Jaipur Rajasthan, is a dynamic team of young and retired professionals from various Govt./Semi Govt. Organizations with rich experience in various fields like Geological Report Preparation, Geo-physical surveys, remote sensing, EIA/EMP studies, Mine Planning CGWA approvals, NBWL Clearances, SIA studies R & R studies and laboratory Testing Services

The organization is certified by ISO 9001:2015, 14001 & OHSAS 45001:2018 and Accredited from NABL and NABET for its Laboratory, EIA Consulting and Exploration services. VTL Lab is recognized from CPCB (MoEF & CC) GOI and Mineral Exploration services are notified from Ministry of Mines Govt. of India. VIBRANT TECHNO LAB PRIVATE LIMITED aims at becoming pioneers in the field of environment consultancy, Testing Services and mineral exploration sector to help the stakeholders to take care of the Environment and investigate prestigious & strategic minerals for the country.



Calibration Report of OCEMS

1. Need for the Calibration

Central Pollution Control Board vide its letter No. B-29016/04/06PCI-1/5401 dated 05.02.2014 issued directions under section 18(1)b of the Water and Air Acts to the State Pollution Control Boards and Pollution Control Committees for directing the 17 categories of highly polluting industries such as Pulp & Paper, Distillery, Sugar, Tanneries, Power Plants, Cement, Oil Refineries, Fertilizer, Chloral Alkali Plants, Dye & Dye Intermediate Units, Pesticides and Pharma Sector, Common Effluent Treatment Plants (CETP) and STPs, Common Bio Medical Waste and Common Hazardous Waste Incinerators for installation of online effluent quality and common emission monitoring systems to help track the discharges of pollutants from these units.

The calibration of OCEMS by EPA recognized lab are mandatory via its Guidelines for the Installation & Calibration of CEMS in July 2018 and further revised in July, 2025 by Central Pollution control Board.

2. Objectives

The objective of this calibration activity is to verify the accuracy and performance of the installed Online Continuous Emission Monitoring System (OCEMS) at the emission stack plant of M/s J.K. Cement, Gotan . The calibration ensures that the system complies with the guidelines of the Central Pollution Control Board (CPCB) and Chhattisgarh Environment Conservation Board (CECB) for monitoring stack emissions monitoring and transmitting real-time data to the CPCB server.

3. Sampling Equipment

For the Calibration of Stack emission Monitoring systems, two types of methodologies are using by us as per latest CPCB guidelines protocols which are as under---

1. Particulate matter (PM) Measurement by Isokinetic manual Sampling using standard stack monitoring kit with following accessories--

- Velocity Meter
- Pitot Tube
- Sampling Nozzles
- Sampling Probe
- Thermocouple
- Heated Filter Box
- Panel Box
- Rota meters
- Stop watch
- Impinger
- Vacuum pump
- Dry gas meter




Figure 1 Stack Emission Monitoring Kit

2. Sox and Nox Measurement by Flue Gas Analyzer.



Calibration Report of OCEMS

4.0 Methodology

4.1 Scope and Parameters

Sr.No	Sample Particular	Parameters	Methods.
1.	Stack Emission	Particulate Matter	Gravimetric Method
2.		O ₂ , CO ₂ and CO	Flue Gas Analyzer
3.		Oxides of Nitrogen as NO ₂	
4.		Sulphur Dioxide as SO ₂	

4.2 Pre-Calibration Preparations

- Verify that stack operation conditions are representative.
- Check power supply, sensor alignment, probe integrity, and data transmission.
- Confirm availability of previous calibration certificates and drift logs.
- Ensure reference equipment is calibrated and traceable.

4.3 Calibration Procedure

1. Performance Verification of PM CEMS

- Conduct isokinetic sampling.
- Compare measured PM concentrations with OCEMS readings.
- Identify deviations; recalibrate if necessary.

2. Performance Verification of Gaseous (SO₂, NO₂) CEMS with Flue Gas Analyzer

- **Probe location:** Place the heated probe in the stack at sampling porthole
- **Zero check:** Calibrate the analyser using certified zero air
- **Span check:** Calibrate the system using certified span gas cylinders to ensure the analyser is reading accurately within its specified range.
- **Automatic and continuous monitoring:** Set up the system to run continuously and measure the conc. of SO₂ & NO₂.
- Compare measured gaseous concentrations with OCEMS readings.
- Identify deviations; recalibrate if necessary.

4.4 Data Review and Drift Monitoring

- Analyze OCEMS data for abnormal readings or downtime.
- Review zero and span drift trends.

4.5 Corrective Actions

- Implement realignment, sensor replacement, probe cleaning, or full recalibration if necessary.
- Re-verify system performance after corrections.



Calibration Report of OCEMS

5.0 Result & discussions

5.1 Stack details

Sr.No	Name of Stack	Height (m)	Diameter (m)	APCD*	Shape of Duct	Material of Construction
1	Raw Mill Kiln ESP (PM)	82.0	2.58	ESP	Circular	MS
2	Grate Cooler	30	2.00	Bag House	Circular	MS
3	Cement Mill	30	0.71	Bag House	Circular	MS
4	Petro-Coke	4.059	0.85	Bag House	Circular	MS

*APCD = Air Pollution control Device

Calibration Report of OCEMS

5.2 SUMMARY OF REGRESSION TABLE FOR ALL THE STACKS CEMS

Sr. No	Stack Identity	C	M	R ²
1.	PM-CEMS Raw Mill Kiln ESP (PM)	0.0891	1.076	0.9217
2.	PM-CEMS Raw Mill Kiln ESP (NO _x)	2.9938	1.1534	0.9931
3.	PM-CEMS Raw Mill Kiln ESP (SO ₂)	0.3053	1.0928	0.9941
4.	PM-CEMS Raw Mill Kiln ESP (O ₂)	0.4626	0.9229	0.8559
5.	PM-CEMS Grate Cooler	0.5051	0.9972	0.9723
6.	PM-CEMS Cement Mill	0.1008	0.9359	0.9981
7.	PM-CEMS Petro-Coke	0.1702	1.048	0.9591

Nomenclature:

M : Regression Slope (correction factor)

C: Intercept Factor

R2: Correlation Coefficient



Calibration Report of OCEMS

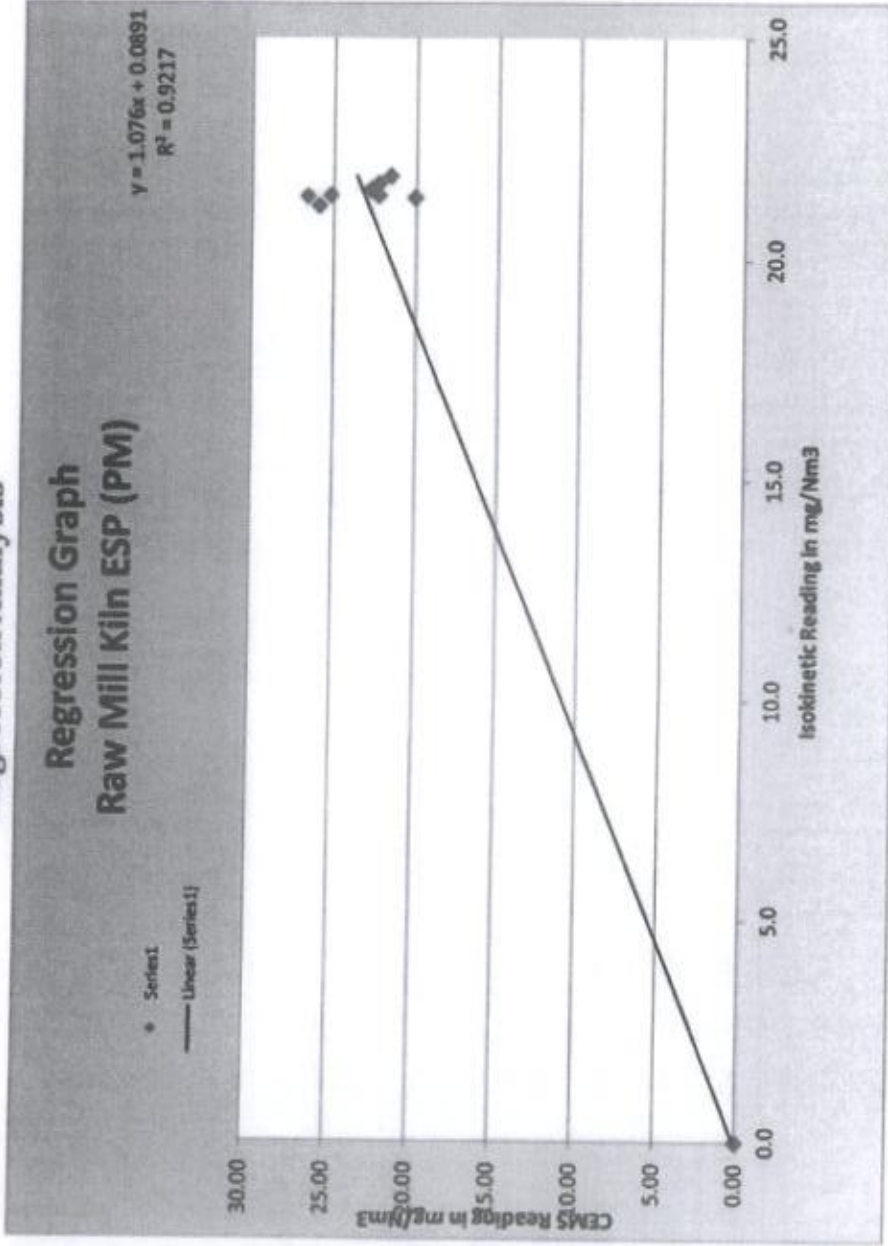
Table 5.3
Statistical Data for Regression Analysis of Raw Mill Kiln ESP (PM)

Sl.No.	Date	Time	Ambient Temp. (°C)	Flue Gas Temp. (°C)	Average Velocity (m/sec.)	Isokinetic Sampling Rate (LPM)	PM (Isokinetic) (mg/Nm ³)	PM (OCEMS) (mg/Nm ³)	Deviation (mg/Nm ³)	Deviation (%)	Average Deviation (%)	r ²	CPCB Tolerance Limit	Status
1	10-03-2026	25 (09:30-09:55)	28	122	12.26	40	21.45	25.2	-3.75	-17.48	-8.11	0.9217	±10	Within Limit
2	10-03-2026	25 (10:00-10:25)	29	118	12.2	40	21.43	26.6	-5.17	-24.13				
3	10-03-2026	26 (10:30-10:56)	29	123	12.29	39	21.23	25.9	-4.67	-22.00				
4	10-03-2026	25 (14:00-14:25)	33	130	12.78	40	21.58	22.8	-1.22	-5.65				
5	10-03-2026	25 (14:30-14:55)	33	132	12.82	40	21.89	21.6	0.29	1.32				
6	10-03-2026	25 (15:00-15:25)	33	129	12.77	40	21.52	22.5	-0.98	-4.55				
7	10-03-2026	25 (18:00-17:25)	28	109	12.13	40	21.4	20.1	1.3	6.07				
8	10-03-2026	25 (18:30-18:55)	28	111	12.16	40	21.46	22.3	-0.84	-3.91				
9	10-03-2026	23 (19:00-19:25)	28	107	12.1	41	21.72	22.3	-0.58	-2.67				



Calibration Report of OCEMS

Regression Analysis



Observation: Installed PM CEMs at **Raw Mill Kiln** is in compliance as per CPCB 1st Revised Guidelines for Continuous Emission Monitoring Systems July, 2025.

Allowable deviation of Performance Accuracy of PM-CEMS during comparison study against isokinetic sampling is $\pm 10\%$ which is in compliance of CPCB Guidelines.



Calibration Report of OCEMS

Table 5.4

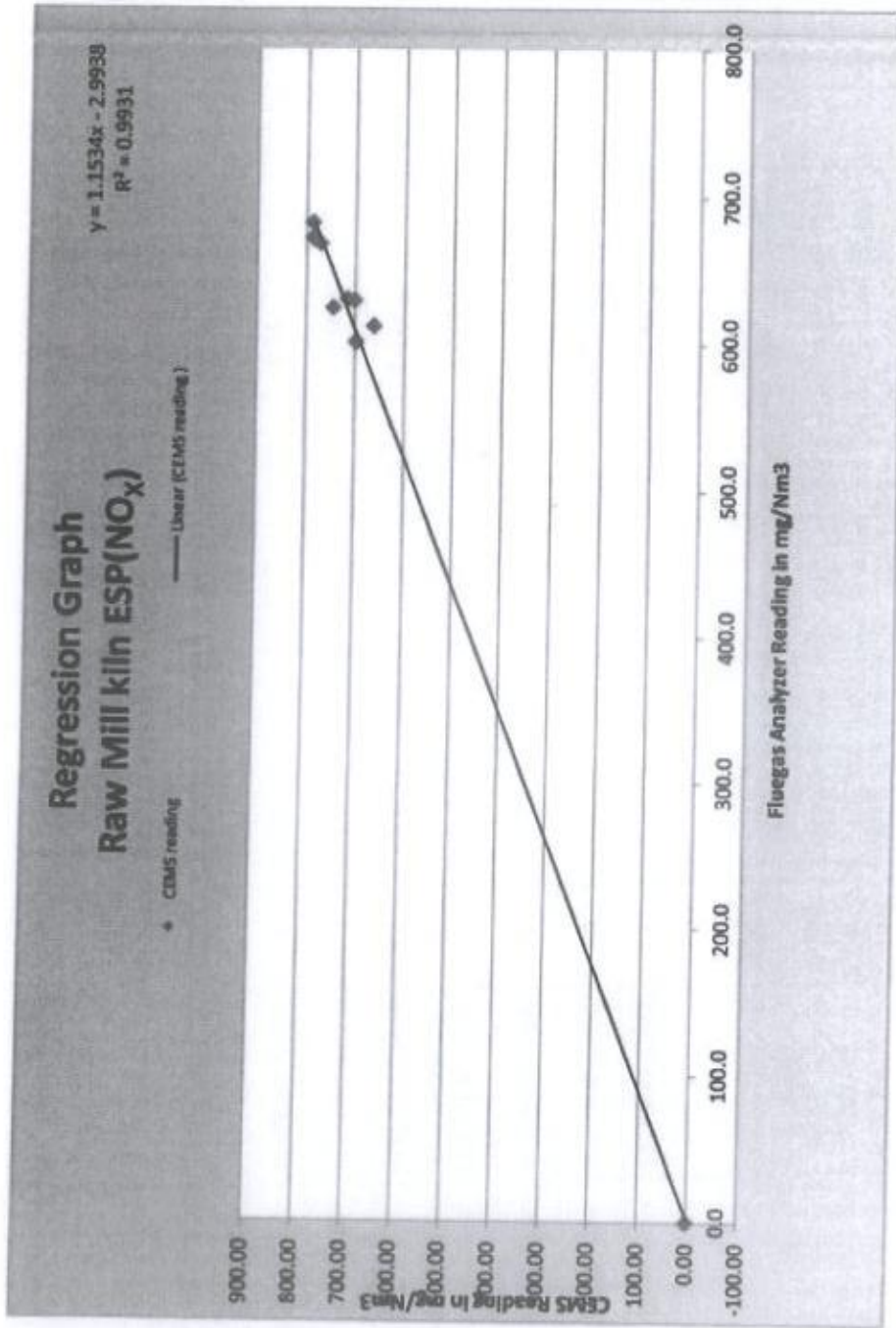
Statistical Data for Regression Analysis of (NOx) Raw Mill Kiln

Sr.No.	Date	Time	Ambient Temp. (°C)	Flue Gas Temp. (°C)	NOx (Flue Gas Analyzer) (mg/Nm3)	Nox (OCEMS) (mg/Nm3)	Deviation (mg/Nm3)	Deviation (%)	Average Deviation (%)	r ²	CPCB Tolerance Limit	Status
1	10-03-2026	25 (09:30-09:55)	28	122	682	787	-105	-15.40	-14.77	0.9931	±10	Within Limit
2	10-03-2026	25 (10:00-10:25)	29	118	672	786	-114	-16.96				
3	10-03-2026	26 (10:30-10:56)	29	123	671	785	-114	-16.99				
4	10-03-2026	25 (14:00-14:25)	33	130	668	771	-103	-15.42				
5	10-03-2026	25 (14:30-14:55)	33	132	630	715	-85	-13.49				
6	10-03-2026	25 (15:00-15:25)	33	129	629	701	-72	-11.45				
7	10-03-2026	25 (18:00-17:25)	28	109	612	661	-49	-8.01				
8	10-03-2026	25 (18:30-18:55)	28	111	601	697	-96	-15.97				
9	10-03-2026	23 (19:00-19:25)	28	107	624	744	-120	-19.23				



Calibration Report of OCEMS

Regression Analysis



Observation: Installed NO_x CEMs at Raw Mill Kiln is in compliance as per CPCB 1st Revised Guidelines for Continuous Emission Monitoring Systems July, 2025.

Allowable deviation of Performance Accuracy of PM-CEMS during comparison study against SRM is $\pm 10\%$ which is in compliance of CPCB Guidelines.



Calibration Report of OCEMS

Table 5.5

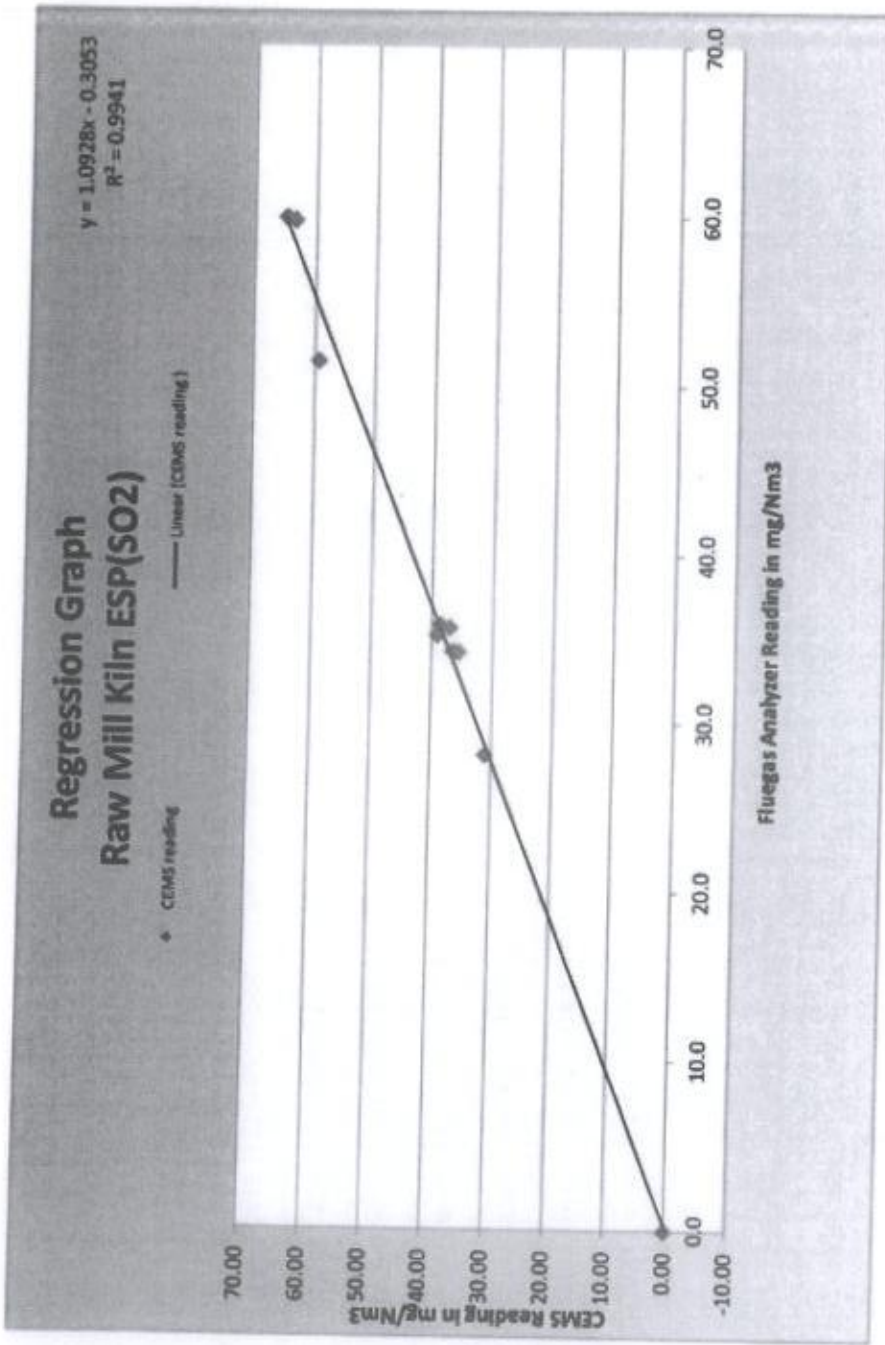
Statistical Data for Regression Analysis of (SO₂) OF Raw Mill Kiln

Sr.No.	Date	Time	Ambient Temp. (°C)	Flue Gas Temp. (°C)	SO ₂ (Flue Gas Analyzer) (mg/Nm ³)	SO ₂ (OCEMS) (mg/Nm ³)	Deviation (mg/Nm ³)	Deviation (%)	Average Deviation (%)	r ²	CPCB Tolerance Limit	Status
1	10-03-2026	25 (09:30-09:55)	28	122	28.12	31.03	-2.91	-10.35	-8.32	0.9941	±10	Within Limit
2	10-03-2026	25 (10:00-10:25)	29	118	35.21	39.16	-3.95	-11.22				
3	10-03-2026	26 (10:30-10:56)	29	123	35.84	38.7	-2.86	-7.98				
4	10-03-2026	25 (14:00-14:25)	33	130	35.63	37.13	-1.5	-4.21				
5	10-03-2026	25 (14:30-14:55)	33	132	34.21	35.66	-1.45	-4.24				
6	10-03-2026	25 (15:00-15:25)	33	129	34.23	36.6	-2.37	-6.92				
7	10-03-2026	25 (18:00-17:25)	28	109	51.45	59.26	-7.81	-15.18				
8	10-03-2026	25 (18:30-18:55)	28	111	59.72	63.56	-3.84	-6.43				
9	10-03-2026	23 (19:00-19:25)	28	107	59.89	64.9	-5.01	-8.37				



Calibration Report of OCEMS

Regression Analysis



Observation: Installed SO₂ CEMs at OF Raw Mill Kiln is in compliance as per CPCB 1st Revised Guidelines for Continuous Emission Monitoring Systems July, 2025.

Allowable deviation of Performance Accuracy of PM-CEMS during comparison study against SRM is $\pm 10\%$ which is in compliance of CPCB Guidelines.



Calibration Report of OCEMS

Table 5.6

Statistical Data for Regression Analysis of (O₂) Raw Mill Kiln

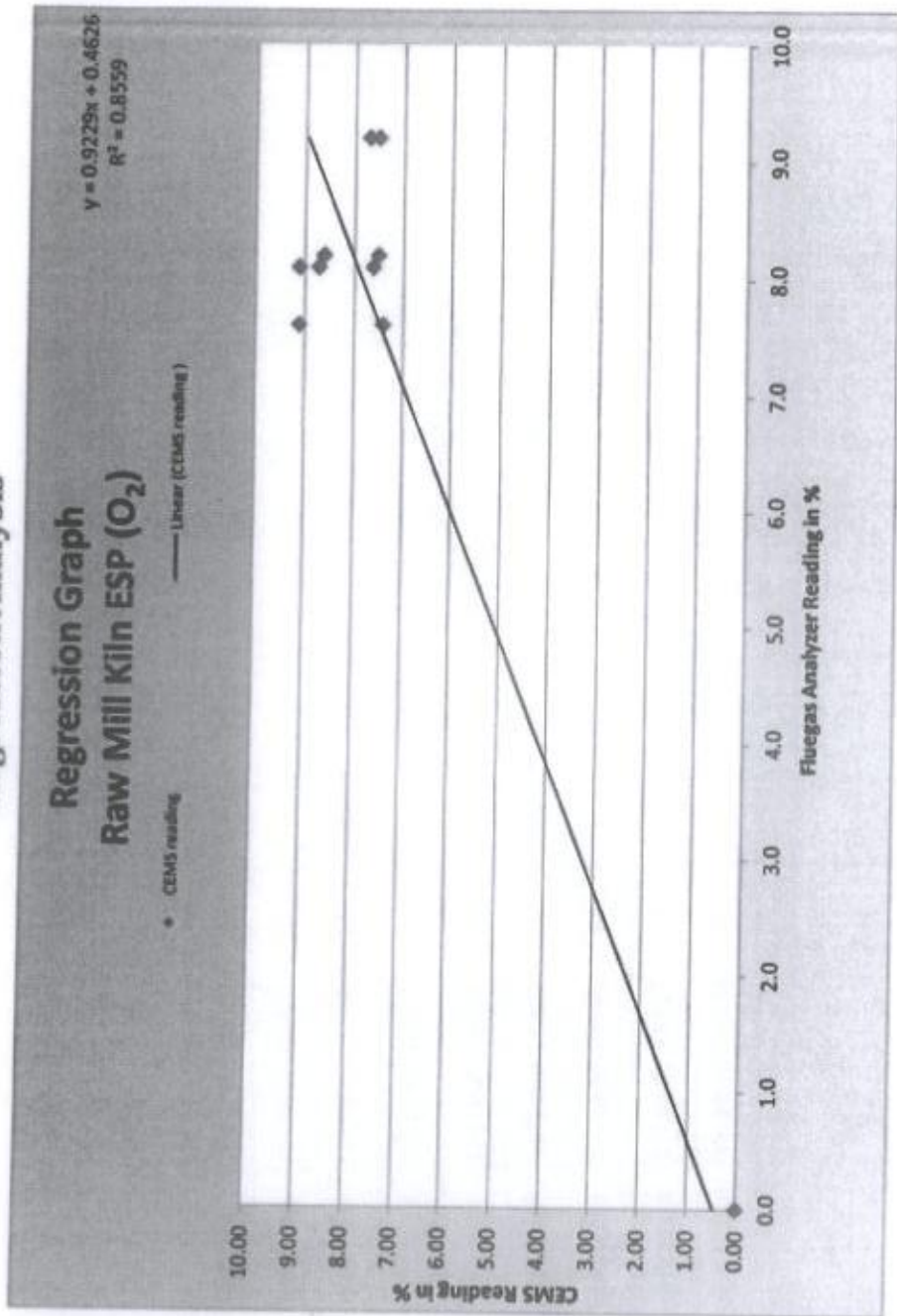
Sr. No.	Date	Time	Ambient Temp. (°C)	Flue Gas Temp. (°C)	O ₂ (Flue Gas Analyzer) (%)	O ₂ (OCEMS) (%)	Deviation	Deviation (%)	Average Deviation (%)	r ²	CPCB Tolerance Limit	Status
1	10-03-2026	25 (09:30-09:55)	28	122	8.2	7.6	0.6	7.32				
2	10-03-2026	25 (10:00-10:25)	29	118	8.1	7.7	0.4	4.94				
3	10-03-2026	26 (10:30-10:56)	29	123	8	7.4	0.6	7.50				
4	10-03-2026	25 (14:00-14:25)	33	130	8.2	8.6	-0.4	-4.88				
5	10-03-2026	25 (14:30-14:55)	33	132	8.1	9.1	-1	-12.35	-0.44	0.8559	±10	Within Limit
6	10-03-2026	25 (15:00-15:25)	33	129	8.1	9.1	-1	-12.35				
7	10-03-2026	25 (18:00-17:25)	28	109	7.9	8.7	-0.8	-10.13				
8	10-03-2026	25 (18:30-18:55)	28	111	8.1	7.5	0.6	7.41				
9	10-03-2026	23 (19:00-19:25)	28	107	8.2	7.5	0.7	8.54				



Calibration Report of OCEMS

Regression Analysis

Regression Graph Raw Mill Kiln ESP (O₂)



Observation: Installed O₂ CEMs at **Raw Mill Kiln** is in compliance as per CPCB 1st Revised Guidelines for Continuous Emission Monitoring Systems July, 2025.

Allowable deviation of Performance Accuracy of PM-CEMS during comparison study against isokinetic sampling is $< \pm 10\%$ which is in compliance of CPCB Guidelines.



Calibration Report of OCEMS


Table 5.7
Statistical Data for Regression Analysis of Grate Cooler (PM)

Sr.No.	Date	Time	Ambient Temp. (°C)	Flue Gas Temp. (°C)	Average Velocity (m/sec.)	Isokinetic Sampling Rate (LPM)	PM (Isokinetic) (mg/Nm3)	PM (OCEMS) (mg/Nm3)	Deviation (mg/Nm3)	Deviation (%)	Average Deviation (%)	r ²	CPCB Tolerance Limit	Status
1	13-03-2026	19 (09:00-09:19)	29	175	18.22	52	19.39	20.66	-1.27	-6.55	-2.80	0.9723	±10	Within Limit
2	13-03-2026	19 (09:20-09:39)	29	175	18.2	52	20.93	20.66	0.27	1.29				
3	13-03-2026	19 (09:40-09:59)	30	173	18.15	52	18.85	20.7	-1.85	-9.81				
4	13-03-2026	19 (12:00-12:19)	33	181	18.47	52	20.89	20.6	0.29	1.39				
5	13-03-2026	19 (12:20-12:39)	33	180	18.43	52	21.5	20.6	0.9	4.19				
6	13-03-2026	19 (12:40-12:59)	33	183	18.51	52	20.54	20.66	-0.12	-0.58				
7	13-03-2026	19 (16:00-16:19)	29	178	18.31	52	18.48	20.66	-2.18	-11.80				
8	13-03-2026	19 (16:20-16:39)	29	178	18.29	52	21.27	20.63	0.64	3.01				
9	13-03-2026	19 (16:40-16:59)	28	176	18.12	52	19.38	20.6	-1.22	-6.30				



Calibration Report of OCEMS

Regression Analysis



Observation: Installed PM CEMs at **Grate Cooler** is in compliance as per CPCB 1st Revised Guidelines for Continuous Emission Monitoring Systems July, 2025.

Allowable deviation of Performance Accuracy of PM-CEMS during comparison study against isokinetic sampling is $< \pm 10\%$ which is in compliance of CPCB Guidelines.



Calibration Report of OCEMS


Table 5.8
Statistical Data for Regression Analysis of Cement Mill (PM)

Sr.No.	Date	Time	Ambient Temp. (°C)	Flue Gas Temp. (°C)	Average Velocity (m/sec.)	Isokinetic Sampling Rate (LPM)	PM (Isokinetic) (mg/Nm ³)	PM (OCEMS) (mg/Nm ³)	Deviation (mg/Nm ³)	Deviation (%)	Average Deviation (%)	r ²	CPCB Tolerance Limit	Status
1	13-03-2026	25 (09:00-09:25)	31	75	10.73	39	8.9	8.3	0.6	6.74				
2	13-03-2026	25 (09:30-09:55)	31	75	10.69	39	8.8	8.23	0.57	6.48				
3	13-03-2026	25 (10:00-10:25)	30	73	10.62	39	8.9	8.13	0.77	8.65				
4	13-03-2026	25 (12:00-12:25)	33	81	11.29	41	8.1	8	0.1	1.23				
5	13-03-2026	25 (12:30-12:55)	33	80	11.18	41	8.2	8	0.2	2.44	-7.74	0.9981	±10	Within Limit
6	13-03-2026	25 (13:00-13:25)	33	83	11.15	41	8.4	8	0.4	4.76				
7	13-03-2026	25 (16:00-16:25)	29	78	10.91	40	0.3	0.4	-0.1	-33.33				
8	13-03-2026	25 (16:30-16:55)	29	78	10.89	40	0.3	0.4	-0.1	-33.33				
9	13-03-2026	25 (17:00-17:25)	28	76	10.86	40	0.3	0.4	-0.1	-33.33				



Calibration Report of OCEMS

Regression Analysis



Observation: Installed PM CEMs at **Cement Mill** is in compliance as per CPCB 1st Revised Guidelines for Continuous Emission Monitoring Systems July, 2025.

Allowable deviation of Performance Accuracy of PM-CEMS during comparison study against isokinetic sampling is $< \pm 10\%$ which is in compliance of CPCB Guidelines.



Calibration Report of OCEMS


Table 5.9
Statistical Data for Regression Analysis of Petro-Coke (PM)

Sr.No.	Date	Time	Ambient Temp. (°C)	Flue Gas Temp. (°C)	Average Velocity (m/sec.)	Isokinetic Sampling Rate (LPM)	PM (Isokinetic) (mg/Nm ³)	PM (OCEMS) (mg/Nm ³)	Deviation (mg/Nm ³)	Deviation (%)	Average Deviation (%)	r ²	CPCB Tolerance Limit	Status
1	13-03-2026	21 (09:00-09:21)	29	55	12.68	48	6.2	5.8	0.4	6.45	-1.78	0.9591	±10	Within Limit
2	13-03-2026	21 (09:30-09:51)	29	55	12.62	48	6.4	5.9	0.5	7.81				
3	13-03-2026	21 (10:00-10:21)	30	55	12.65	48	6.8	6.7	0.1	1.47				
4	13-03-2026	21 (12:00-12:21)	33	59	12.96	48	7.2	6.8	0.4	5.56				
5	13-03-2026	21 (12:30-12:51)	33	59	12.94	48	7.4	8.2	-0.8	-10.81				
6	13-03-2026	21 (13:00-13:21)	33	62	12.87	48	7.6	8.4	-0.8	-10.53				
7	13-03-2026	21 (16:00-16:21)	29	58	12.46	48	6.7	7.3	-0.6	-8.96				
8	13-03-2026	21 (16:30-16:51)	29	58	12.39	48	6.9	7.26	-0.36	-5.22				
9	13-03-2026	21 (17:00-17:21)	28	61	12.33	48	7.1	7.23	-0.13	-1.83				



Calibration Report of OCEMS

Regression Analysis



Observation: Installed PM CEMs at **Petro-Coke** is in compliance as per CPCB 1st Revised Guidelines for Continuous Emission Monitoring Systems July, 2025.

Allowable deviation of Performance Accuracy of PM-CEMS during comparison study against isokinetic sampling is $\leq \pm 10\%$ which is in compliance of CPCB Guidelines.



Calibration Report of OCEMS

6.0 Observation & Remarks

The OCEMS readings are found within the permissible deviation limits as per CPCB guidelines. The system was found functioning satisfactorily at the time of calibration. Data deviation for all parameters remained within the CPCB-allowed tolerance range $\pm 10\%$.

For better performance and more accuracy, the In-house and third-party check are as below as per Revised Guidelines for Continuous Emission & Effluent Monitoring Systems July, 2025 by CPCB

- **For PM CEMS,**
 - a) quarterly: Calibration Check (in house)
 - b) Annual Performance Testing (by EPA Recognized/NABL Accredited lab).
 - c) Incidental: Calibration after any major repair in the system, change of lamp, readjustment of the alignment.
- **For Gaseous CEMS**
 - a) Fortnightly: Two Point (Zero and Span) Calibration Check (in-house), once in every fortnight.
 - b) Three Months: Multi-point (at different concentration levels) Calibration (in-house), once every three months.
 - c) Annual: Annual Performance Testing (by EPA Recognized/NABL Accredited lab)
 - d) Incidental: Calibration after any major repair in the system, change of lamp, readjustment of the alignment.



Calibration Report of OCEMS

7.0 Conclusion

The OCEMS installed at M/s J.K. White Cement Works, Gotan was calibrated successfully in accordance with CPCB Guidelines for CEMS (July, 2025). The system performance was found satisfactory and reliable for continuous operation and data transmission.

8.0 Certification

Vibrant Techno Lab Private Limited is accredited by NABL as per ISO/IEC 17025:2017 and holds ISO certifications including ISO 9001:2015, ISO 14001:2015, and ISO 45001:2018. The company is also recognized by CPCB (MoEF & CC) GOI).

Sr.No	Certification/Recognition	Standard	Valid From	Valid Upto
1	NABL Accreditation	ISO/IEC 17025:2017	02.05.2025	19.12.2028
2	ISO Certification	ISO 9001:2015	08.03.2025	07.03.2028
3	ISO Certification	ISO 14001:2015	08.03.2025	07.03.2028
4	ISO Certification	ISO 45001:2018	08.03.2025	07.03.2028
5	EPA Recognition	CPCB (MoEF & CC)	16.07.2025	28.05.2028

9.0 Reference

- CPCB/e-Publication/2013-14 (Specifications and guidelines for Continuous Emissions Monitoring Systems) for PM Measurement with special reference to Emission Trading Programs: Dated 22nd November 2013
- Revised Guidelines for Continuous Emission Monitoring Systems; July, 2025
- IS: 11255 (Part- 1, 2 & 7)

End of the Report





National Accreditation Board for
Testing and Calibration Laboratories

CERTIFICATE OF ACCREDITATION

VIBRANT TECHNO LAB PRIVATE LIMITED

has been assessed and accredited in accordance with the standard

ISO/IEC 17025:2017

**"General Requirements for the Competence of Testing &
Calibration Laboratories"**

for its facilities at

PLOT NO. Q-39, SHRINGARPURA, NARAYAN VIHAR Q, BHANKROTA, JAIPUR, RAJASTHAN, INDIA

in the field of

TESTING

Certificate Number: TC-16019

Issue Date: 02/05/2025

Valid Until: 19/12/2028

This certificate supersedes the Certificate No. TC-11227 with issue date 20/12/2024 in view of change in premises of the laboratory.

This certificate remains valid for the Scope of Accreditation as specified in the annexure subject to continued satisfactory compliance to the above standard & the relevant requirements of NABL.
(To see the scope of accreditation of this laboratory, you may also visit NABL website www.nabl-india.org)

Name of Legal Entity: VIBRANT TECHNO LAB PRIVATE LIMITED

Signed for and on behalf of NABL




Anita Rani
Director


N. Venkateswaran
Chief Executive Officer



केन्द्रीय प्रदूषण नियंत्रण बोर्ड
CENTRAL POLLUTION CONTROL BOARD
पर्यावरण, वन एवं जलवायु परिवर्तन मंत्रालय, भारत सरकार.
MINISTRY OF ENVIRONMENT, FOREST & CLIMATE CHANGE, GOVT. OF INDIA

पा. सं. एतबी-2021/7/99/इंस्टलेव-एचओ-सीपीसीबी-एचओ / प्राइवेट ननड

16 जुलाई 2025

मान्यता पत्र

सेवा में,

प्रयोगशाला प्रमुख,
मैसर्स वाइब्रेंट टेक्नो लैब प्राइवेट लिमिटेड,
प्लॉट नंबर क्यू-39, शृंगारपुरा, नारायण विहार क्यू,
भांकरोटा, जयपुर, राजस्थान- 302026।

विषय: पर्यावरण (संरक्षण) अधिनियम, 1986 के अंतर्गत पर्यावरणीय प्रयोगशाला के रूप में मैसर्स वाइब्रेंट टेक्नो लैब प्राइवेट लिमिटेड, प्लॉट नंबर क्यू-39, शृंगारपुरा, नारायण विहार क्यू, भांकरोटा, जयपुर, राजस्थान- 302026 की मान्यता के बारे में।

महोदय,

केन्द्रीय प्रदूषण नियंत्रण बोर्ड (के.प्र.नि.बोर्ड) को पर्यावरण (संरक्षण) अधिनियम, 1986 के अंतर्गत पर्यावरण प्रयोगशालाओं की मान्यता के लिए दिशानिर्देशों के निबंधन और शर्तों की स्वीकृति के साथ आपके दिनांक 22/05/2025 के प्रस्तुत आवेदन के संदर्भ में, के.प्र.नि.बोर्ड के सक्षम प्राधिकारी ने पर्यावरण प्रयोगशाला और सरकार के विश्लेषक की मान्यता को अनुमोदन प्रदान किया है। तत्पश्चात, मैसर्स वाइब्रेंट टेक्नो लैब प्राइवेट लिमिटेड, प्लॉट नंबर क्यू-39, शृंगारपुरा, नारायण विहार क्यू, भांकरोटा, जयपुर, राजस्थान- 302026 को भारत की राजपत्र अधिसूचना में प्रयोगशाला की अनिवार्य प्रत्यायन/प्रमाणन की वर्तमान अपेक्षा को ध्यान में रखते हुए दिनांक 10/07/2028 (तीन साल) तक आईएसओ/ आईईसी 17025 और आईएस/आईएसओ 45001 की वैधता के साथ अधिसूचित किया जाएगा।

2. निम्नलिखित विश्लेषकों को सरकारी विश्लेषक के रूप में अनुमोदित किया गया है:

1. श्री राज कुमार यादव
2. श्री नेमीचंद
3. श्री उमेश कुमार शर्मा

3. प्रयोगशाला अनिवार्य रूप से स्वीकृत निबंधन और शर्तों का पालन करते हुए निम्नलिखित परीक्षणों करेगी:

- क. भौतिक परीक्षण: घातकता, रंग, पीएच, स्थिर और वाष्पशील ठोस, कुल ठोस, कुल विलीन ठोस, कुल निलंबित ठोस, आविलता, तापमान, वेग एवं निर्वहन औद्योगिक बहिःस्त्राव धारा का विसर्जन मापन, फ्लोक्विलेशन टेस्ट (जार टेस्ट), गंध, निपटान योग्य ठोस और आपक वॉल्यूम इंडेक्स (एसवीआई)।
- ख. अकार्बनिक (सामान्य और गैर-धात्विक): अम्लता, क्षारीयता, अमोनिकल नाइट्रोजन, क्लोराइड, क्लोरीन अवशिष्ट, विलीन ऑक्सीजन, फ्लोराइड, कुल कठोरता, कुल कैल्शियम नाइट्रोजन (टीकेएन), नाइट्राइट नाइट्रोजन, नाइट्रेट नाइट्रोजन, फॉस्फेट, सल्फेट, कार्बन डाइऑक्साइड, साइनाइड, आयोडीन, सिलिका, सल्फाइड और सल्फाइट।
- ग. अकार्बनिक (सूक्ष्म मात्रिक धातु): बोरोन, कैडमियम, कैल्शियम, टोटल क्रोमियम, क्रोमियम हेक्सावैलेट, तांबा, लौहा, सीसा, मैग्नीशियम, पारा, निकल, पोटेशियम, सोडियम, सोडियम अवशोषण अनुपात (एसएआर), जिंक, आर्सेनिक, एल्यूमीनियम, मैंगनीज और सेलेनियम।
- घ. ऑर्गेनिक्स (सामान्य) और ट्रेस ऑर्गेनिक्स: बायोकेमिकल ऑक्सीजन डिमांड (बीओडी), रासायनिक ऑक्सीजन डिमांड (सीओडी), तेल और ग्रीस, फेनोलिक योगिक, कीटनाशक (प्रत्येक) (ऑर्गेनो-क्लोरीन और ऑर्गेनो नाइट्रोजन-फॉस्फोरस), कार्बन/नाइट्रोजन अनुपात, ऑर्गेनिक कार्बन (ठोस में), पॉलीन्यूक्लियर एरोमैटिक हाइड्रोकार्बन (पीएच) और सर्फैक्टेंट।
- ड. सूक्ष्म जीवविज्ञान परीक्षण: टोटल कोलीफॉर्म, फीकल कोलीफॉर्म, ई. कोली, फीकल स्ट्रेप्टोकोक्की और टोटल प्लेट काउंट।
- च. आविष विज्ञानी परीक्षण: मछली का उपयोग करके विषाक्तता के मूल्यांकन के लिए जैव परख विधि (100% प्रवाह में 96 घंटे के बाद मछली का 90% जीवित रहना) और जैबरा मछली (आयाम रहित विषाक्तता परीक्षण) का उपयोग करके विषाक्तता कारक का मापन।

जारी.

'परिवेश भवन' पूर्वी अर्जुन नगर, दिल्ली - 110032.

Parivesh Bhawan, East Arjun Nagar, Delhi - 110 032.

दूरभाष / Fel : 43102030, 22305792, वेबसाइट / Website: www.cpcb.nic.in

- छ. जैविक परीक्षण: बैक्टीरियल जीव की पहचान और गणना, क्लोरोफिल और पी/आर अनुपात।
- ज. परिसंकटमय अपशिष्ट का लक्षण वर्णन: निक्षालक (टीसीएलपी अर्क/जल अर्क) तैयार करना, विषाक्तता और अपशिष्ट 6 निक्षालक में भारी धातुओं/पीडकनाशियों का मापन।
- झ. मृदा/आपंक/तलछट और ठोस अपशिष्ट: बोरॉन, कटियन एक्सचेंज क्षमता (सीईसी), विद्युत चालकता, नाइट्रोजन (उपलब्ध), कार्बनिक कार्बन/पदार्थ (रासायनिक विधि), पीएच, फास्फोरस (उपलब्ध), फॉस्फेट (ऑर्थो), फॉस्फेट (कुल), पोटेशियम, मृदा के अर्क में एसएआर, सोडियम, मृदा की नमी, टीकेएन, कैलोरी मान, अमोनिया, बाइकार्बोनेट, कैल्शियम, कैल्शियम कार्बोनेट, क्लोराइड, रंग, विनिमेय सोडियम प्रतिशत (ईएसपी), भारी धातु, मैग्नीशियम, नाइट्रेट, नाइट्राइट, पोटेश (उपलब्ध), सल्फेट, सल्फर, कुल पानी में घुलनशील नमक और जल धारण क्षमता।
- ञ. परिवेशी वायु/पत्तायक उत्सर्जन: नाइट्रोजन डाइऑक्साइड (एनओ₂), सल्फर डाइऑक्साइड (एसओ₂), कुल निलंबित विविक्त कण, ध्वसन योग्य निलंबित कण पदार्थ (पीएम₁₀), अमोनिया, कार्बन मोनोऑक्साइड, क्लोरीन, फ्लोराइड, गैर मीथेन हाइड्रोकार्बन, सीसा, मीथेन, ओजोन, बेंजीन टोल्युनि ज़ाइलीन (बीटीएक्स), पॉलीसाइक्लिक एरोमैटिक हाइड्रोकार्बन (पीएएच) बेंजो-ए-पाइरिन और अन्य और पीएम_{2.5}।
- ट. धिमनी गैसें/स्रोत उत्सर्जन: पार्टिकुलेट मैटर, सल्फर डाइऑक्साइड, वेग और प्रवाह, कार्बन डाइऑक्साइड, कार्बन मोनोऑक्साइड, तापमान, ऑक्सीजन, नाइट्रोजन के ऑक्साइड, एसिड धुंध, अमोनिया, क्लोरीन, हाइड्रोक्लोरिक एसिड, कुल हाइड्रोकार्बन, हाइड्रोजन सल्फाइड और कार्बन डाइसल्फाइड।
- ड. रव (शोर) स्तर: शोर स्तर माप (20 से 140 डीबीए) और परिवेश रव 6 स्रोत विशिष्ट रव।
- ड. मौसम संबंधी: परिवेश का तापमान, हवा की दिशा, हवा की गति, सापेक्ष आर्द्रता और वर्षा।
4. प्रयोगशाला और विश्लेषकों की क्षमता का पता लगाने के लिए प्रयोगशाला को के.प्र.नि. बोर्ड द्वारा आयोजित विश्लेषणात्मक गुणवत्ता नियंत्रण एक्यूसी (अभ्यास में अनिवार्य रूप से भाग लेना होगा। प्रयोगशाला किए गए नमूना विश्लेषण पर के.प्र.नि. बोर्ड को तिमाही प्रगति रिपोर्ट प्रस्तुत करेगी।
5. अधिसूचना के अनुसार, एक संपुक्त दल द्वारा मान्यता प्राप्त पर्यावरण प्रयोगशाला का औद्योगिक निरीक्षण/आवधिक निगरानी उस के उचित कामकाज, व्यवस्थित प्रचालन और प्रयोगशाला में तैयार किए गए आंकड़ों की विश्वसनीयता का निर्धारण करने के लिए की जाएगी।
6. प्रयोगशाला के पास नियमानुसार ISO/IEC: 17025:2017 और IS/ ISO: 45001 का अपेक्षित प्रत्यायन और प्रमाण पत्र होना चाहिए। यह मान्यता यथा लागू प्रत्यायन और नवीनीकरण के अधीन है और किसी भी निबंधन और शर्तों के गंभीर गैर-अनुपालन के मामले में, प्रयोगशाला को न्यूनतम दो साल की अवधि के लिए ब्लैकलिस्ट किया जा सकता है और सरकार की ओर से अनधिकृत तरीके से कार्य करने के लिए, यथा लागू सिविल/आपराधिक कार्यवाही शुरू की जा सकती है।
7. मैसर्स वाइब्रेट टेक्नो लैब प्राइवेट लिमिटेड, जयपुर, राजस्थान को संबंधित अनिवार्य प्रत्यायन/प्रमाणीकरण के साथ मान्यता की समाप्ति से पूर्व केंद्रीय प्रदूषण नियंत्रण बोर्ड के वेबपोर्टल (<https://epalab.cpcb.gov.in>) का उपयोग कर के ऑनलाइन मान्यता के नवीनीकरण के लिए आवेदन करना अपेक्षित है।

भवदीय,
(नमिता मिश्रा)
वैज्ञानिक-ई एवं प्रभारी
उपकरणीय प्रयोगशाला

16th July 2025

F. No. LB/99/7/2021-INST LAB-HO-CPCB-HO/Pvt./

Recognition Letter

To,
The Head of Laboratory,
M/s Vibrant Techno Lab Private Limited,
Plot No. Q-39, Shringarpura,
Narayan Vihar Q, Bhankrota,
Jaipur, Rajasthan- 302026.

Subject: Recognition of M/s Vibrant Techno Lab Private Limited, Plot No. Q-39, Shringarpura, Narayan Vihar Q, Bhankrota, Jaipur, Rajasthan- 302026 as Environmental laboratory under the Environmental (Protection) Act- 1986- reg.

Sir,


With reference to your application dated 22/05/2025 along with acceptance of the terms & conditions of the guidelines for recognition of environmental laboratories under the Environmental (Protection) Act, 1986, submitted to Central Pollution Control Board (CPCB), the Competent Authority of CPCB has accorded approval for recognition of Environmental laboratory and Govt. Analysts. Subsequently, M/s Vibrant Techno Lab Private Limited, Plot No. Q-39, Shringarpura, Narayan Vihar Q, Bhankrota, Jaipur, Rajasthan- 302026 shall be notified considering the current requirement of mandatory accreditation / certifications of the laboratory with a validity up to 10/07/2028 (for three years), subject to validity of ISO/IEC 17025 and IS/ISO 45001.


2. The following analysts have been approved as Government Analysts:
 1. Sh. Raj Kumar Yadav
 2. Sh. Nemichand
 3. Sh. Umesh Kumar Sharma
 3. The laboratory should compulsorily follow the accepted terms and conditions and may undertake the following tests:
 - a) **Physical Tests:** Conductivity, Colour, pH, Fixed & Volatile Solids, Total Solids, Total Dissolved Solids, Total Suspended Solids, Turbidity, Temperature, Velocity & Discharge Measurement of Industrial Effluent Stream, Flocculation Test (Jar Test), Odour, Settleable Solids and Sludge Volume Index (SVI).
 - b) **Inorganic (General and Non-metallic):** Acidity, Alkalinity, Ammonical Nitrogen, Chloride, Chlorine Residual, Dissolved Oxygen, Fluoride, Total Hardness, Total Kjeldahl Nitrogen (TKN), Nitrite Nitrogen, Nitrate Nitrogen, Phosphate, Sulphate, Carbon Dioxide, Cyanide, Iodine, Silica, Sulphide and Sulphite.
 - c) **Inorganic (Trace Metals):** Boron, Cadmium, Calcium, Total Chromium, Chromium Hexavalent, Copper, Iron, Lead, Magnesium, Mercury, Nickel, Potassium, Sodium, Sodium Absorption Ratio(SAR), Zinc, Arsenic, Aluminium, Manganese and Selenium.
 - d) **Organics (General) and Trace Organics:** Biochemical Oxygen Demand (BOD), Chemical Oxygen Demand (COD), Oil and Grease, Phenolic Compounds, Pesticides (each) (Organo-Chlorine and Organo Nitrogen-Phosphorus), Carbon/Nitrogen Ratio, Organic Carbon (in Solid), Polynuclear Aromatic Hydrocarbon (PAH) and Surfactants.
 - e) **Microbiological Test:** Total Coliform, Faecal Coliform, *E. coli*, Faecal Streptococci and Total Plate Count.
 - f) **Toxicological Tests:** Bioassay Method for Evaluation of Toxicity Using Fish (90% survival of fish after 96 hrs in 100% effluent) and Measurement of toxicity factor using Zebra fish (dimensionless toxicity test).
- contd.

(Signature)

- g) **Biological Test:** Benthic Organism Identification and Count, Chlorophyll and P/R Ratio.
- h) **Characterization of Hazardous Waste:** Preparation of Leachate (TCLP Extract/Water Extract), Toxicity and Measurement of Heavy Metals/Pesticides in the Waste/Leachate.
- i) **Soil/Sludge/Sediment and Solid Waste:** Boron, Cation Exchange Capacity (CEC), Electrical Conductivity, Nitrogen (Available), Organic Carbon/Matter (Chemical Method), pH, Phosphorous (Available), Phosphate (Ortho), Phosphate (Total), Potassium, SAR in Soil Extract, Sodium, Soil Moisture, TKN, Calorific Value, Ammonia, Bicarbonate, Calcium, Calcium Carbonate, Chloride, Colour, Exchangeable Sodium Percentage(ESP), Heavy Metal, Magnesium, Nitrate, Nitrite, Potash(Available), Sulphate, Sulphur, Total Water Soluble Salt and Water Holding Capacity.
- j) **Ambient Air/ Fugitive Emissions:** Nitrogen Dioxide (NO₂), Sulphur Dioxide (SO₂), Total Suspended Particulate Matter, Respirable Suspended Particulate Matter (PM₁₀), Ammonia, Carbon monoxide, Chlorine, Fluoride, Non Methane Hydrocarbon, Lead, Methane, Ozone, Benzene Toluene Xylene (BTX), Polycyclic Aromatic Hydrocarbon (PAH) Benzo-a-Pyrene & others and PM_{2.5}.
- k) **Stack Gases/ Source Emission:** Particulate Matter, Sulphur Dioxide, Velocity & Flow, Carbon Dioxide, Carbon Monoxide, Temperature, Oxygen, Oxides of Nitrogen, Acid Mist, Ammonia, Chlorine, Hydrochloric Acid, Total Hydrocarbon, Hydrogen Sulphide and Carbon Disulphide.
- l) **Noise Level:** Noise level measurement (20 to 140 dba) and Ambient Noise & Source Specific Noise.
- m) **Meteorological:** Ambient Temperature, Wind Direction, Wind Speed, Relative Humidity and Rain Fall.
4. The laboratory shall compulsorily participate in the Analytical Quality Control (AQC) Exercise conducted by the CPCB to ascertain the capability of the laboratory and analysts. The lab shall submit quarterly progress report on the sample analysis carried out to CPCB.
5. The surprise inspection / periodic surveillance of the recognized environment laboratory will be undertaken to assess its proper functioning systematic operation and reliability of data generated at the laboratory by a Joint Team as per the Notification.
6. The laboratory should have the mandatory requisite accreditation and certificate of the ISO: 17025 and ISO:45001 as per rules. This recognition is subject to such accreditations and renewals as applicable and in case of serious non-compliance of any of the terms and conditions, the laboratory may be black listed for a minimum period of two years and civil/criminal proceedings, as applicable, may be initiated for performing functions on behalf of the Government in an unauthorized manner.
7. **M/s Vibrant Techno Lab Private Limited, Jaipur, Rajasthan** is required to apply for further renewal of recognition through online using CPCB web portal ([https:// epalab.cpcb.gov.in](https://epalab.cpcb.gov.in)) before expiry of recognition with mandatory accreditation / certification concerned.

Yours faithfully,


(Namita Mishra)
Scientist-E & In-Charge
Instrumentation Laboratory



Annexure 9: Groundwater Analysis



VIBRANT

Sample Number : VTL/GW/03

Name & Address of the Party : M/S JK Cement Works
(Unit of JK Cement Ltd.) Vill. & PO, - Gotan Dist -
Nagaur, Rajasthan



TC-16019

VIBRANT TECHNO LAB PVT. LTD.

ISO 9001, 14001 & 45001 Certified Company
EPA Recognized Laboratory | NABET Accredited EIA Consultant Organisation

TEST REPORT

ULR No. : TC160192600000421F
Report No. : VTLW/2603170005/A
Format No : 7.8 F-01
Party Reference No : GTNWH/PVR/37/010/25-26
Report Date : 24/03/2026
Period of Analysis : 17/03/2026-24/03/2026
Receipt Date : 17/03/2026
Sampling Date : 14/03/2026
Sampling Type : Grab
Sample Quantity : 2 Ltr.
Coordinates : 73°43'41" & 26°38'31"

Sample Description : Ground Water
Sampling Location : Borewell No -01
Sample Collected By : VTL Team
Preservation : Suitable Preservation
Method of sampling : IS :3025

S.No.	Test Parameters	Test Method	Results	Units	IS:10500-2012	
					Acceptable Limit	Permissible Limit
1	pH (at 25°C)	IS 3025(P- 11): 2022	7.35	--	8.5 to 8.5	No Relaxation
2	Colour	IS : 3025:(P-4) 2021	*BLQ**(LOQ-1.0)	Hazen	5	15
3	Turbidity	IS : 3025:(P-10) 2023	*BLQ**(LOQ-1.0)	NTU	1	5
4	Odour	IS : 3025 (P-5) : 2018	Agreeable	--	Agreeable	Agreeable
5	Taste	IS :3025 (P-6): 2023	Agreeable	--	Agreeable	Agreeable
6	Total Hardness (as CaCO3)	IS: 3025 (P-21): 2009, RA 2019	475	mg/L	200	600
7	Calcium (as Ca)	IS: 3025 (P- 40): 2024	125.49	mg/L	75	200
8	Total Alkalinity (as CaCO3)	IS: 3025 (P-23): 2023	512	mg/L	200	600
9	Chloride (as Cl)	IS: 3025 (P-32): 1988, RA 2019	750	mg/L	250	1000
10	Magnesium (as Mg)	IS: 3025 (P-46): 2023	39.34	mg/L	30	100
11	Total Dissolved Solids	IS :3025 (P-16): 2023	2208	mg/L	500	2000
12	Sulphate (as SO4)	IS: 3025 (P-24): Sec 1 : 2022	151	mg/L	200	400
13	Fluoride (as F)	APHA 24th Edition, 4500F-D: 2023	1.57	mg/L	1.0	1.5
14	Nitrate (as NO3)	IS 3025 : P-34 : Sec 1 : 2023 (Clause 6.4)	29.11	mg/L	45.0	No Relaxation
15	Iron (as Fe)	APHA 24th Edition 3111 B, 2023	0.33	mg/L	1.0	No Relaxation
16	Aluminium (as Al)	IS 3025 (P-55): 2003, RA 2019	*BLQ**(LOQ-0.03)	mg/L	0.03	0.2
17	Boron (as B)	APHA 24th Edition 4500B-C : 2023	*BLQ**(LOQ-0.2)	mg/L	0.5	2.4



Checked by



RK Yadav
Lab Incharge
Authorized Signatory



Corporate & Registered Office:

- Plot No. Q-39, Shringarpura, Narayan Vihar Q, Bhankrota, Jaipur 302026 (Raj.)
- 0141-2954638 bd@vibranttechnolab.com
- www.vibranttechnolab.com

*Terms & Conditions:

- The Result Listed refer only to the tested sample and applicable parameters.
- Total Liability of our concern is limited to the invoiced amount.
- The report is not to be reproduced wholly or part and cannot be used as an evidence in the court of law and should not be used in any advertising media without our special permission in writing.
- Authenticity of Test Report and Accreditation status may be seen online through QR Code.
- Retention period of sample will be 30 days only, any query beyond 30 days will not be entertained.

Page No. 1/3



VIBRANT

Sample Number : VTL/GW/03



TC-16019

VIBRANT TECHNO LAB PVT. LTD.

ISO 9001, 14001 & 45001 Certified Company
EPA Recognized Laboratory | NABET Accredited EIA Consultant Organisation

TEST REPORT

ULR No. : TC160192600000421F
Report No. : VTL/W/2603170005/A

S.No.	Test Parameters	Test Method	Results	Units	IS:10500-2012	
					Acceptable Limit	Permissible Limit
18	Total Chromium (as Cr)	APHA 24th Edition 3111 B, 2023	*BLQ(**LOQ-0.02)	mg/L	0.05	No Relaxation
19	Phenolic Compounds (C6H5OH)	APHA 24th Edition, 5530C: 2023	*BLQ(**LOQ-0.001)	mg/L	0.001	0.002
20	Zinc (as Zn)	APHA 24th Edition 3111 B, 2023	0.52	mg/L	5.0	15.0
21	Copper (as Cu)	APHA 24th Edition 3111 B, 2023	*BLQ(**LOQ-0.02)	mg/L	0.05	1.5
22	Manganese (as Mn)	APHA 24th Edition 3111 B, 2023	*BLQ(**LOQ-0.05)	mg/L	0.1	0.3
23	Cadmium (as Cd)	APHA 24th Edition 3111 B, 2023	*BLQ(**LOQ-0.002)	mg/L	0.003	No Relaxation
24	Lead (as Pb)	APHA 24th Edition 3111 B, 2023	*BLQ(**LOQ-0.005)	mg/L	0.01	No Relaxation
25	Selenium (as Se)	APHA 24th Edition 3114 C, 2023	*BLQ(**LOQ-0.005)	mg/L	0.01	No Relaxation
26	Arsenic (as As)	APHA 24th Edition 3114 C, 2023	*BLQ(**LOQ-0.005)	mg/L	0.01	No Relaxation
27	Mercury (as Hg)	APHA 24th Edition 3112B: 2023	*BLQ(**LOQ-0.001)	mg/L	0.001	No Relaxation
28	Total Coliform	IS 15185: 2016 RA 2021	Absent	cfu/100 ml	Shall not be detectable in any 100 ml sample	--
29	E.Coli	IS 15185: 2016 RA 2021	Absent	cfu/100 ml	Shall not be detectable in any 100 ml sample	--
30	Silver as Ag	APHA 24th Edition 3111 B, 2023	*BLQ(**LOQ-0.01)	mg/L	0.1	No relaxation
31	Nickel as Ni	APHA 24th Edition 3111 B, 2023	*BLQ(**LOQ-0.01)	mg/L	0.02	No relaxation
32	Free Residual Chlorine	IS 3025 (P-26):2021	*BLQ(**LOQ-0.2)	mg/L	0.2	1.0



Checked by



RK Yadav
Lab Incharge
Authorized Signatory



Corporate & Registered Office:

Plot No. Q-39, Shringarpura, Narayan Vihar Q, Bhankrota, Jaipur 302026 (Raj.)

0141-2954638 bd@vibranttechnolab.com

www.vibranttechnolab.com

Terms & Conditions:

1. The Result Listed refer only to the tested sample and applicable parameters. 2. Total Liability of our concern is limited to the invoiced amount. 3. The report is not to be reproduced wholly or part and cannot be used as an evidence in the court of law and should not be used in any advertising media without our special permission in writing. 4. Authenticity of Test Report and Accreditation status may be seen online through QR Code. 5. Retention period of sample will be 30 days only, any query beyond 30 days will not be entertained.

Page No. 2/3



VIBRANT

Sample Number : VTL/GW/03



TC-16019

VIBRANT TECHNO LAB PVT. LTD.

ISO 9001, 14001 & 45001 Certified Company
EPA Recognized Laboratory | NABET Accredited EIA Consultant Organisation

TEST REPORT

ULR No. : TC160192600000421F

Report No. : VTL/W/2603170005/A

S.No.	Test Parameters	Test Method	Results	Units	IS:10500-2012	
					Acceptable Limit	Permissible Limit
33	Sodium as Na	APHA 24th Edition,3500 Na ,2023	413	mg/L	-	-
34	Potassium as K	APHA 24th Edition,3500 K ,2023	18.52	mg/L	-	-

*BLQ:- Below Detection Limit , **LOQ:- Limit Of Quantification

End of Report



Checked by



RK Yadav
Lab Incharge
Authorized Signatory



Corporate & Registered Office:

Plot No. Q-39, Shringarpura, Narayan Vihar Q,
Bhankrota, Jaipur 302026 (Raj.)

0141-2954638 bd@vibranttechnolab.com

www.vibranttechnolab.com

Terms & Conditions:

1. The Result Listed refer only to the tested sample and applicable parameters. 2. Total Liability of our concern is limited to the invoiced amount. 3. The report is not to be reproduced wholly or part and cannot be used as an evidence in the court of law and should not be used in any advertising media without our special permission in writing. 4. Authenticity of Test Report and Accreditation status may be seen online through QR Code. 5. Retention period of sample will be 30 days only, any query beyond 30 days will not be entertained.

Page No. 3/3



VIBRANT TECHNO LAB PVT. LTD.

ISO 9001, 14001 & 45001 Certified Company
EPA Recognized Laboratory | NABET Accredited EIA Consultant Organisation

TEST REPORT

VIBRANT

Sample Number : VTU/GW/03

Name & Address of the Party : M/S JK Cement Works
(Unit of JK Cement Ltd.) VII. & PO. - Gotan Dist -
Nagaur, Rajasthan

Report No. : VTLW/2603170005/B

Format No : 7.8 F-01

Party Reference No : GTN/WH/PVR/37/010/25-26

Report Date : 24/03/2026

Period of Analysis : 17/03/2026-24/03/2026

Receipt Date : 17/03/2026

Sampling Date : 14/03/2026

Sampling Type : Grab

Sample Quantity : 2 Ltr.

Sample Description : Ground Water

Sampling Location : Borewell No.-01

Sample Collected By : VTL Team

Preservation : Suitable Preservation

Method of sampling : IS :3025

Coordinates : 73°43'41" & 26°38'31"

S.No.	Test Parameters	Test Method	Results	Units	IS:10500-2012	
					Acceptable Limit	Permissible Limit
1	Mineral Oil	IS 3025 (P-39) 2021	*BLQ(**LOQ-0.5)	mg/L	0.5	No Relaxation
2	Anionic Detergents (as MBAS)	IS 3025 : P-68 : 2019	*BLQ(**LOQ-0.05)	mg/L	0.2	1.0
3	Barium as Ba	APHA 24th Edition,3500 Ba ,2023	*BLQ(**LOQ-0.02)	mg/L	0.7	No relaxation
4	Molybdenum	APHA 24th Edition,3500 Mo ,2023	*BLQ(**LOQ-0.05)	mg/L	0.07	No relaxation
5	Polynuclear-aromatic Hydrocarbon (PAH)	APHA 24th Edition,5175/5630 2017	*BLQ(**LOQ-0.0001)	mg/L	0.0001	No relaxation
6	Polychlorinated biphenyls (PCB)	APHA 24th Edition,6440, 2017	*BLQ(**LOQ-0.0001)	mg/L	0.0005	No relaxation

*BLQ:- Below Detection Limit , **LOQ:- Limit Of Quantification

End of Report



Checked by



RK Yadav
Lab Incharge
Authorized Signatory

Corporate & Registered Office:

Plot No. Q-39, Shringarpura, Narayan Vihar Q,
Bhankrota, Jaipur 302026 (Raj.)

0141-2954638 bd@vibranttechnolab.com

www.vibranttechnolab.com

Terms & Conditions:

1. The Result Listed refer only to the tested sample and applicable parameters.
2. Total Liability of our concern is limited to the invoiced amount. 3. The report is not to be reproduced wholly or part and cannot be used as an evidence in the court of law and should not be used in any advertising media without our special permission in writing. 4. Authenticity of Test Report and Accreditation status may be seen online through QR Code. 5. Retention period of sample will be 30 days only, any query beyond 30 days will not be entertained.

Page No. 1/1



VIBRANT

Sample Number : VTL/GW/04

Name & Address of the Party : M/S JK Cement Works
(Unit of JK Cement Ltd.) Vill. & PO. - Gatan Dist -
Nagaur, Rajasthan



TC-16019

VIBRANT TECHNO LAB PVT. LTD.

ISO 9001, 14001 & 45001 Certified Company
EPA Recognized Laboratory | NABET Accredited EIA Consultant Organisation

TEST REPORT

ULR No. : TC160192600000422F
Report No. : VTLW/2603170006/A
Format No : 7.8 F-01
Party Reference No : GTN/WH/PVR/37/010/25-26
Report Date : 24/03/2026
Period of Analysis : 17/03/2026-24/03/2026
Receipt Date : 17/03/2026
Sampling Date : 14/03/2026
Sampling Type : Grab
Sample Quantity : 2 Ltr.
Coordinates : 73°45'58" & 26°35'27"

Sample Description : Water Sample
Sampling Location : Borewell No. 03
Sample Collected By : VTL Team
Preservation : Suitable Preservation
Method of sampling : IS :3025

S.No.	Test Parameters	Test Method	Results	Units	IS:10500-2012	
					Acceptable Limit	Permissible Limit
1	pH (at 25°C)	IS 3025(P- 11): 2022	7.26	-	6.5 to 8.5	No Relaxation
2	Colour	IS : 3025-(P-4) 2021	*BLQ**(LOQ-1.0)	Hazen	5	15
3	Turbidity	IS : 3025: (P-10) 2023	*BLQ**(LOQ-1.0)	NTU	1	5
4	Odour	IS : 3025 (P-5) : 2018	Agreeable	-	Agreeable	Agreeable
5	Taste	IS :3025 (P-8): 2023	Agreeable	-	Agreeable	Agreeable
6	Total Hardness (as CaCO3)	IS: 3025 (P-21): 2009, RA 2019	424	mg/L	200	600
7	Calcium (as Ca)	IS: 3025 (P- 40): 2024	93.11	mg/L	75	200
8	Total Alkalinity (as CaCO3)	IS: 3025 (P-23): 2023	357	mg/L	200	600
9	Chloride (as Cl)	IS: 3025 (P-32): 1988, RA 2019	775	mg/L	250	1000
10	Magnesium (as Mg)	IS: 3025 (P-46): 2023	46.58	mg/L	30	100
11	Total Dissolved Solids	IS :3025 (P-16): 2023	2904	mg/L	500	2000
12	Sulphate (as SO4)	IS: 3025 (P-24): Sec 1 : 2022	138.06	mg/L	200	400
13	Fluoride (as F)	APHA 24th Edition, 4500F-D: 2023	1.50	mg/L	1.0	1.5
14	Nitrate (as NO3)	IS 3025 : P-34 : Sec 1 : 2023 (Clause 6.4)	26.53	mg/L	45.0	No Relaxation
15	Iron (as Fe)	APHA 24th Edition 3111 B, 2023	0.27	mg/L	1.0	No Relaxation
16	Aluminium (as Al)	IS 3025 (P-55): 2003, RA 2019	*BLQ**(LOQ-0.03)	mg/L	0.03	0.2
17	Boron (as B)	APHA 24th Edition 4500B-C : 2023	*BLQ**(LOQ-0.2)	mg/L	0.5	2.4



Checked by



RK Yadav
Lab Incharge
Authorized Signatory



Corporate & Registered Office:

Plot No. Q-39, Shringarpura, Narayan Vihar Q,
Bhankrota, Jaipur 302026 (Raj.)

0141-2954638 bd@vibranttechnolab.com

www.vibranttechnolab.com

Terms & Conditions:

1. The Result Listed refer only to the tested sample and applicable parameters.
2. Total Liability of our concern is limited to the invoiced amount. 3. The report is not to be reproduced wholly or part and cannot be used as an evidence in the court of law and should not be used in any advertising media without our special permission in writing. 4. Authenticity of Test Report and Accreditation status may be seen online through QR Code. 5. Retention period of sample will be 30 days only, any query beyond 30 days will not be entertained.

Page No. 1/3



VIBRANT

Sample Number : VTL/GW/04



TC-16019

VIBRANT TECHNO LAB PVT. LTD.

ISO 9001, 14001 & 45001 Certified Company
EPA Recognized Laboratory | NABET Accredited EIA Consultant Organisation

TEST REPORT

ULR No. : TC160192800000422F

Report No. : VTL/W/2603170006/A

S.No.	Test Parameters	Test Method	Results	Units	IS:10500-2012	
					Acceptable Limit	Permissible Limit
18	Total Chromium (as Cr)	APHA 24th Edition 3111 B, 2023	*BLQ(**LOQ-0.02)	mg/L	0.05	No Relaxation
19	Phenolic Compounds (C6H5OH)	APHA 24th Edition, 5530C: 2023	*BLQ(**LOQ-0.001)	mg/L	0.001	0.002
20	Zinc (as Zn)	APHA 24th Edition 3111 B, 2023	0.42	mg/L	5.0	15.0
21	Copper (as Cu)	APHA 24th Edition 3111 B, 2023	*BLQ(**LOQ-0.02)	mg/L	0.05	1.5
22	Manganese (as Mn)	APHA 24th Edition 3111 B, 2023	*BLQ(**LOQ-0.05)	mg/L	0.1	0.3
23	Cadmium (as Cd)	APHA 24th Edition 3111 B, 2023	*BLQ(**LOQ-0.002)	mg/L	0.003	No Relaxation
24	Lead (as Pb)	APHA 24th Edition 3111 B, 2023	*BLQ(**LOQ-0.005)	mg/L	0.01	No Relaxation
25	Selenium (as Se)	APHA 24th Edition 3114 C, 2023	*BLQ(**LOQ-0.005)	mg/L	0.01	No Relaxation
26	Arsenic (as As)	APHA 24th Edition 3114 C, 2023	*BLQ(**LOQ-0.005)	mg/L	0.01	No Relaxation
27	Mercury (as Hg)	APHA 24th Edition 3112B: 2023	*BLQ(**LOQ-0.001)	mg/L	0.001	No Relaxation
28	Total Coliform	IS 15185: 2016 RA 2021	Absent	cfu/100 ml	Shall not be detectable in any 100 ml sample	--
29	E.Coli	IS 15185: 2016 RA 2021	Absent	cfu/100 ml	Shall not be detectable in any 100 ml sample	--
30	Silver as Ag	APHA 24th Edition 3111 B, 2023	*BLQ(**LOQ-0.01)	mg/L	0.1	No relaxation
31	Nickel as Ni	APHA 24th Edition 3111 B, 2023	*BLQ(**LOQ-0.01)	mg/L	0.02	No relaxation
32	Free Residual Chlorine	IS 3025 (P-26):2021	*BLQ(**LOQ-0.2)	mg/L	0.2	1.0



Checked by



RK Yadav
Lab Incharge
Authorized Signatory



Corporate & Registered Office:

Plot No. Q-39, Shringarpura, Narayan Vihar Q, Bhankrota, Jaipur 302026 (Raj.)

0141-2954638 bd@vibranttechnolab.com

www.vibranttechnolab.com

Terms & Conditions:

1. The Result Listed refer only to the tested sample and applicable parameters. 2. Total Liability of our concern is limited to the invoiced amount. 3. The report is not to be reproduced wholly or part and cannot be used as an evidence in the court of law and should not be used in any advertising media without our special permission in writing. 4. Authenticity of Test Report and Accreditation status may be seen online through QR Code. 5. Retention period of sample will be 30 days only, any query beyond 30 days will not be entertained.

Page No. 2/3



VIBRANT TECHNO LAB PVT. LTD.

ISO 9001, 14001 & 45001 Certified Company
EPA Recognized Laboratory | NABET Accredited EIA Consultant Organisation

TEST REPORT

VIBRANT

Sample Number : VTL/GW/04

TC-16019

ULR No. : TC160192600000422F

Report No. : VTLW/2803170006/A

S.No.	Test Parameters	Test Method	Results	Units	IS:10500-2012	
					Acceptable Limit	Permissible Limit
33	Sodium as Na	APHA 24th Edition,3500 Na ,2023	312.80	mg/L	-	-
34	Potassium as K	APHA 24th Edition,3500 K ,2023	24.52	mg/L	-	-

*BLQ:- Below Detection Limit , **LOQ:- Limit Of Quantification

End of Report



Checked by



RK Yadav
Lab Incharge
Authorized Signatory



Corporate & Registered Office:

- Plot No. Q-39, Shringarpura, Narayan Vihar Q, Bhankrota, Jaipur 302026 (Raj.)
- 0141-2954638 • bd@vibranttechnolab.com
- www.vibranttechnolab.com

Terms & Conditions:

- The Result Listed refer only to the tested sample and applicable parameters.
- Total Liability of our concern is limited to the invoiced amount.
- The report is not to be reproduced wholly or part and cannot be used as an evidence in the court of law and should not be used in any advertising media without our special permission in writing.
- Authenticity of Test Report and Accreditation status may be seen online through QR Code.
- Retention period of sample will be 30 days only, any query beyond 30 days will not be entertained.

Page No. 3/3



VIBRANT TECHNO LAB PVT. LTD.

ISO 9001, 14001 & 45001 Certified Company
EPA Recognized Laboratory | NABET Accredited EIA Consultant Organisation

TEST REPORT

VIBRANT

Sample Number : VTL/GW/04

Name & Address of the Party : M/S JK Cement Works
(Unit of JK Cement Ltd.) Vill. & PO. - Gotan Dist -
Nagaur, Rajasthan

Report No. : VTL/W/2603170006/B
Format No : 7.8 F-01
Party Reference No : GTN/WH/PVR/37/010/25-26
Report Date : 24/03/2026
Period of Analysis : 17/03/2026-24/03/2026
Receipt Date : 17/03/2026
Sampling Date : 14/03/2026
Sampling Type : Grab
Sample Quantity : 2 Ltr.
Coordinates : 73°45'59" & 26°35'27"

Sample Description : Water Sample
Sampling Location : Borewell No. 03
Sample Collected By : VTL Team
Preservation : Suitable Preservation
Method of sampling : IS :3025

S.No.	Test Parameters	Test Method	Results	Units	IS:10500-2012	
					Acceptable Limit	Permissible Limit
1	Mineral Oil	IS 3025 (P-39) 2021	*BLQ(**LOQ-0.5)	mg/L	0.5	No Relaxation
2	Anionic Detergents (as MBAS)	IS 3025 : P-68 : 2019	*BLQ(**LOQ-0.05)	mg/L	0.2	1.0
3	Barium as Ba	APHA 24th Edition,3500 Ba ,2023	*BLQ(**LOQ-0.02)	mg/L	0.7	No relaxation
4	Molybdenum	APHA 24th Edition,3500 Mo ,2023	*BLQ(**LOQ-0.05)	mg/L	0.07	No relaxation
5	Polynuclear-aromatic Hydrocarbon (PAH)	APHA 24th Edition,5175/6530 2017	*BLQ(**LOQ-0.0001)	mg/L	0.0001	No relaxation
6	Polychlorinated biphenyls (PCB)	APHA 24th Edition,6440, 2017	*BLQ(**LOQ-0.0001)	mg/L	0.0005	No relaxation

*BLQ:- Below Detection Limit , **LOQ:- Limit Of Quantification

End of Report



Checked by



RK Yadav
Lab Incharge
Authorized Signatory

Corporate & Registered Office:

Plot No. Q-39, Shringarpura, Narayan Vihar Q,
Bhankrota, Jaipur 302026 (Raj.)

0141-2954638 bd@vibranttechnolab.com

www.vibranttechnolab.com

Terms & Conditions:

1. The Result Listed refer only to the tested sample and applicable parameters.
2. Total Liability of our concern is limited to the invoiced amount. 3. The report is not to be reproduced wholly or part and cannot be used as an evidence in the court of law and should not be used in any advertising media without our special permission in writing. 4. Authenticity of Test Report and Accreditation status may be seen online through QR Code. 5. Retention period of sample will be 30 days only, any query beyond 30 days will not be entertained.

Page No. 1/1



VIBRANT

Sample Number : VTL/GW/05

Name & Address of the Party : M/S JK Cement Works
(Unit of JK Cement Ltd.) Vill. & PO. - Gotan Dist -
Nagaur, Rajasthan



TC-16019

VIBRANT TECHNO LAB PVT. LTD.

ISO 9001, 14001 & 45001 Certified Company
EPA Recognized Laboratory | NABET Accredited EIA Consultant Organisation

TEST REPORT

ULR No. : TC160192600000423F
Report No. : VTLW/2603170007/A
Format No : 7.8 F-01
Party Reference No : GTN/WH/PVR/37/010/25-26
Report Date : 24/03/2026
Period of Analysis : 17/03/2026-24/03/2026
Receipt Date : 17/03/2026
Sampling Date : 14/03/2026
Sampling Type : Grab
Sample Quantity : 2 Ltr.
Coordinates : 73°43'41" & 26°38'31"

Sample Description : Ground Water
Sampling Location : Borewell No.-04
Sample Collected By : VTL Team
Preservation : Suitable Preservation
Method of sampling : IS :3025

S.No.	Test Parameters	Test Method	Results	Units	IS:10500-2012	
					Acceptable Limit	Permissible Limit
1	pH (at 25°C)	IS 3025(P- 11): 2022	7.39	--	6.5 to 8.5	No Relaxation
2	Colour	IS : 3025:(P-4) 2021	*BLQ**(LOQ-1.0)	Hazen	5	15
3	Turbidity	IS : 3025: (P-10) 2023	*BLQ**(LOQ-1.0)	NTU	1	5
4	Odour	IS : 3025 (P-5) : 2018	Agreeable	--	Agreeable	Agreeable
5	Taste	IS :3025 (P-8): 2023	Agreeable	--	Agreeable	Agreeable
6	Total Hardness (as CaCO3)	IS: 3025 (P-21): 2009, RA 2019	475	mg/L	200	600
7	Calcium (as Ca)	IS: 3025 (P- 40): 2024	93.11	mg/L	75	200
8	Total Alkalinity (as CaCO3)	IS: 3025 (P-23): 2023	533	mg/L	200	600
9	Chloride (as Cl)	IS: 3025 (P-32): 1968, RA 2019	525	mg/L	250	1000
10	Magnesium (as Mg)	IS: 3025 (P-46): 2023	58.87	mg/L	30	100
11	Total Dissolved Solids	IS :3025 (P-16): 2023	1920	mg/L	500	2000
12	Sulphate (as SO4)	IS: 3025 (P-24): Sec 1 : 2022	102.66	mg/L	200	400
13	Fluoride (as F)	APHA 24th Edition, 4500F-D: 2023	1.20	mg/L	1.0	1.5
14	Nitrate (as NO3)	IS 3025 : P-34 : Sec 1 : 2023 (Clause 6.4)	21.64	mg/L	45.0	No Relaxation
15	Iron (as Fe)	APHA 24th Edition 3111 B, 2023	0.34	mg/L	1.0	No Relaxation
16	Aluminium (as Al)	IS 3025 (P-55): 2003, RA 2019	*BLQ**(LOQ-0.03)	mg/L	0.03	0.2
17	Boron (as B)	APHA 24th Edition 4500B-C : 2023	*BLQ**(LOQ-0.2)	mg/L	0.5	2.4



Checked by



RK Yadav
Lab Incharge
Authorized Signatory



Corporate & Registered Office:

Plot No. Q-39, Shringarpura, Narayan Vihar Q,
Bhankrota, Jaipur 302026 (Raj.)

0141-2954638 bd@vibranttechnolab.com
www.vibranttechnolab.com

Terms & Conditions:

1. The Result Listed refer only to the tested sample and applicable parameters.
2. Total Liability of our concern is limited to the invoiced amount. 3. The report is not to be reproduced wholly or part and cannot be used as an evidence in the court of law and should not be used in any advertising media without our special permission in writing. 4. Authenticity of Test Report and Accreditation status may be seen online through QR Code. 5. Retention period of sample will be 30 days only, any query beyond 30 days will not be entertained.

Page No. 1/3



VIBRANT

Sample Number : VTL/GW/05



TC-16019

VIBRANT TECHNO LAB PVT. LTD.

ISO 9001, 14001 & 45001 Certified Company
EPA Recognized Laboratory | NABET Accredited EIA Consultant Organisation

TEST REPORT

ULR No. : TC160192600000423F

Report No. : VTL/W/2603170007/A

S.No.	Test Parameters	Test Method	Results	Units	IS:10500-2012	
					Acceptable Limit	Permissible Limit
18	Total Chromium (as Cr)	APHA 24th Edition 3111 B, 2023	*BLQ(**LOQ-0.02)	mg/L	0.05	No Relaxation
19	Phenolic Compounds (C6H5OH)	APHA 24th Edition, 5530C: 2023	*BLQ(**LOQ-0.001)	mg/L	0.001	0.002
20	Zinc (as Zn)	APHA 24th Edition 3111 B, 2023	0.53	mg/L	5.0	15.0
21	Copper (as Cu)	APHA 24th Edition 3111 B, 2023	*BLQ(**LOQ-0.02)	mg/L	0.05	1.5
22	Manganese (as Mn)	APHA 24th Edition 3111 B, 2023	*BLQ(**LOQ-0.05)	mg/L	0.1	0.3
23	Cadmium (as Cd)	APHA 24th Edition 3111 B, 2023	*BLQ(**LOQ-0.002)	mg/L	0.003	No Relaxation
24	Lead (as Pb)	APHA 24th Edition 3111 B, 2023	*BLQ(**LOQ-0.005)	mg/L	0.01	No Relaxation
25	Selenium (as Se)	APHA 24th Edition 3114 C, 2023	*BLQ(**LOQ-0.005)	mg/L	0.01	No Relaxation
26	Arsenic (as As)	APHA 24th Edition 3114 C, 2023	*BLQ(**LOQ-0.005)	mg/L	0.01	No Relaxation
27	Mercury (as Hg)	APHA 24th Edition 3112B: 2023	*BLQ(**LOQ-0.001)	mg/L	0.001	No Relaxation
28	Total Coliform	IS 15185: 2016 RA 2021	Absent	cfu/100 ml	Shall not be detectable in any 100 ml sample	--
29	E.Coli	IS 15185: 2016 RA 2021	Absent	cfu/100 ml	Shall not be detectable in any 100 ml sample	--
30	Silver as Ag	APHA 24th Edition 3111 B, 2023	*BLQ(**LOQ-0.01)	mg/L	0.1	No relaxation
31	Nickel as Ni	APHA 24th Edition 3111 B, 2023	*BLQ(**LOQ-0.01)	mg/L	0.02	No relaxation
32	Free Residual Chlorine	IS 3025 (P-26):2021	*BLQ(**LOQ-0.2)	mg/L	0.2	1.0



Checked by



RK Yadav
Lab Incharge
Authorized Signatory



Corporate & Registered Office:

Plot No. Q-39, Shringarpura, Narayan Vihar Q, Bhankrota, Jaipur 302026 (Raj.)

0141-2954638 bd.vibranttechnolab.com

www.vibranttechnolab.com

Terms & Conditions:

1. The Result Listed refer only to the tested sample and applicable parameters.
2. Total Liability of our concern is limited to the invoiced amount. 3. The report is not to be reproduced wholly or part and cannot be used as an evidence in the court of law and should not be used in any advertising media without our special permission in writing. 4. Authenticity of Test Report and Accreditation status may be seen online through QR Code. 5. Retention period of sample will be 30 days only, any query beyond 30 days will not be entertained.

Page No. 2/2



VIBRANT

Sample Number : VTL/GW/05



TC-16019

VIBRANT TECHNO LAB PVT. LTD.

ISO 9001, 14001 & 45001 Certified Company
EPA Recognized Laboratory | NABET Accredited EIA Consultant Organisation

TEST REPORT

ULR No. : TC160192600000423F

Report No. : VTL/W/2603170007/A

S.No.	Test Parameters	Test Method	Results	Units	IS:10500-2012	
					Acceptable Limit	Permissible Limit
33	Sodium as Na	APHA 24th Edition,3500 Na ,2023	252.60	mg/L	-	-
34	Potassium as K	APHA 24th Edition,3500 K ,2023	15.93	mg/L	-	-

*B.L.Q:- Below Detection Limit , **L.O.Q:- Limit Of Quantification

End of Report



Checked by



RK Yadav
Lab Incharge
Authorized Signatory



Corporate & Registered Office:

Plot No. Q-39, Shringarpura, Narayan Vihar Q,
Bhankrota, Jaipur 302026 (Raj.)

0141-2954638 bd@vibranttechnolab.com

www.vibranttechnolab.com

Terms & Conditions:

Page No. 3/3

1. The Result Listed refer only to the tested sample and applicable parameters.
2. Total Liability of our concern is limited to the invoiced amount.
3. The report is not to be reproduced wholly or part and cannot be used as an evidence in the court of law and should not be used in any advertising media without our special permission in writing.
4. Authenticity of Test Report and Accreditation status may be seen online through QR Code.
5. Retention period of sample will be 30 days only, any query beyond 30 days will not be entertained.



VIBRANT TECHNO LAB PVT. LTD.

ISO 9001, 14001 & 45001 Certified Company
EPA Recognized Laboratory | NABET Accredited EIA Consultant Organisation

TEST REPORT

VIBRANT

Sample Number : VTL/GW/05

Name & Address of the Party : M/S JK Cement Works
(Unit of JK Cement Ltd.) Vill. & PO. - Gotan Dist -
Nagaur, Rajasthan

Report No. : VTL/W/2603170007/B

Format No : 7.8 F-01

Party Reference No : GTNAWH/PVR/37/010/25-26

Report Date : 24/03/2026

Period of Analysis : 17/03/2026-24/03/2026

Receipt Date : 17/03/2026

Sampling Date : 14/03/2026

Sampling Type : Grab

Sample Quantity : 2 Ltr.

Coordinates : 73°43'41" & 26°38'31"

Sample Description : Ground Water
Sampling Location : Borewell No.-04
Sample Collected By : VTL Team
Preservation : Suitable Preservation
Method of sampling : IS :3025

S.No.	Test Parameters	Test Method	Results	Units	IS:10500-2012	
					Acceptable Limit	Permissible Limit
1	Mineral Oil	IS 3025 (P-39) 2021	*BLQ(**LOQ-0.5)	mg/L	0.5	No Relaxation
2	Anionic Detergents (as MBAS)	IS 3025 : P-68 : 2019	*BLQ(**LOQ-0.05)	mg/L	0.2	1.0
3	Barium as Ba	APHA 24th Edition,3500 Ba ,2023	*BLQ(**LOQ-0.02)	mg/L	0.7	No relaxation
4	Molybdenum	APHA 24th Edition,3500 Mo ,2023	*BLQ(**LOQ-0.05)	mg/L	0.07	No relaxation
5	Polynuclear-aromatic Hydrocarbon (PAH)	APHA 24th Edition,5175/8630 2017	*BLQ(**LOQ-0.0001)	mg/L	0.0001	No relaxation
6	Polychlorinated biphenyls (PCB)	APHA 24th Edition,8440, 2017	*BLQ(**LOQ-0.0001)	mg/L	0.0005	No relaxation

*BLQ:- Below Detection Limit , **LOQ:- Limit Of Quantification

End of Report



Checked by



RK Yadav
Lab Incharge
Authorized Signatory

Corporate & Registered Office:

Plot No. Q-39, Shringarpura, Narayan Vihar Q,
Bhankrotā, Jaipur 302026 (Raj.)

0141-2954638 bd@vibranttechnolab.com

www.vibranttechnolab.com

Terms & Conditions:

1. The Result Listed refer only to the tested sample and applicable parameters.
2. Total Liability of our concern is limited to the invoiced amount. 3. The report is not to be reproduced wholly or part and cannot be used as an evidence in the court of law and should not be used in any advertising media without our special permission in writing. 4. Authenticity of Test Report and Accreditation status may be seen online through QR Code. 5. Retention period of sample will be 30 days only, any query beyond 30 days will not be entertained.

Page No. 1/1

**VIBRANT**

Sample Number : VTL/WW/01



TC-16019

M/S JK Cement Works
(Unit of JK Cement Ltd.) Vill. & PO. - Gotan Dist -
Nagaur, Rajasthan

Name & Address of the Party :

Sample Description : Wastes Water
Sampling Location : STP Outlet (STP Treated Water) 300 KLD STP
Sample Collected By : VTL Team
Preservation : Suitable Preservation
Method of sampling : IS :3025

ULR No. : TC160192600000429F
Report No. : VTL/WW/2603170001/A
Format No : 7.8 F-01
Party Reference No : GTN/WH/PPVR/37/010/25-26
Report Date : 24/03/2026
Period of Analysis : 17/03/2026-24/03/2026
Receipt Date : 17/03/2026
Sampling Date : 14/03/2026
Sampling Type : Grab
Sample Quantity : 2 Ltr.
Coordinates : 73°43'22" N & 26°38'28"E

VIBRANT TECHNO LAB PVT. LTD.

ISO 9001, 14001 & 45001 Certified Company
EPA Recognized Laboratory | NABET Accredited EIA Consultant Organisation

TEST REPORT

S.No.	Test Parameters	Test Method	Result	Unit	Limits
1	pH	IS: 3025 (P-11): 2022	7.28	-	6.5 to 9.0
2	Total Suspended Solids (TSS)	IS: 3025 (P-17): 2022	7.40	mg/l	20
3	Temperature	IS: 3025 (P-8): 2023	24.8	°C	Shall not exceed 5°C above the receiving water temperature
4	Oil & Grease	IS:3025 (P-38): 2021	*BLQ(**LOQ-4.0)	mg/l	10
5	Ammonical Nitrogen (as NH ₃ -N)	IS : 3025 (P-34) Sec 1 2023 (Clause 5.3)	2.80	mg/l	5.0
6	Biochemical Oxygen Demand (BOD) (3 days @ 27°C)	IS: 3025 (P-44): 2023	7.67	mg/l	10
7	Chemical oxygen Demand (COD)	IS : 3025 (P-58) : 2023	30	mg/l	50
8	Chloride (as Cl)	IS: 3025 (P-32): 1988, RA. 2019	1100	mg/l	-
9	Sulphide (as S)	IS: 3025 (P-29) : 2022 (Clause 6.0)	*BLQ(**LOQ-0.1)	mg/l	2
10	Total Nitrogen (as N)	IS:3025 (P-34) Sec 1 2023	6.88	mg/l	10
11	Residual Free Chlorine	IS: 3025 (P-26): 2021 (Clause 5.0)	0.37	mg/l	1.0
12	Fecal Coliform	APHA 24th Edition 9221 C. 2023	29	MPN/100 ml	<100

*BLQ-Below Limit Of Quantification, **LOQ- Limit Of Quantification

End of Report



Checked by



RK Yadav
Lab Incharge
Authorized Signatory



Corporate & Registered Office:

Plot No. Q-39, Shringarpura, Narayan Vihar Q,
Bhankrota, Jaipur 302026 (Raj.)

0141-2954638 bd@vibranttechnolab.com

www.vibranttechnolab.com

Terms & Conditions:

1. The Result Listed refer only to the tested sample and applicable parameters.
2. Total Liability of our concern is limited to the invoiced amount. 3. The report is not to be reproduced wholly or part and cannot be used as an evidence in the court of law and should not be used in any advertising media without our special permission in writing. 4. Authenticity of Test Report and Accreditation status may be seen online through QR Code. 5. Retention period of sample will be 30 days only, any query beyond 30 days will not be entertained.

Page No. 1/1



VIBRANT

Sample Number : VTL/WW/01



TC-16019

M/S JK Cement Works
(Unit of JK Cement Ltd.) Vill. & PO. - Gotan Dist -
Nagaur, Rajasthan

Name & Address of the Party :

Sample Description : Waste Water
Sampling Location : STP Outlet (STP Treated Water) 300 KLD STP
Sample Collected By : VTL Team
Preservation : Suitable Preservation
Method of sampling : IS :3025

VIBRANT TECHNO LAB PVT. LTD.

ISO 9001, 14001 & 45001 Certified Company
EPA Recognized Laboratory | NABET Accredited EIA Consultant Organisation

TEST REPORT

ULR No. : TC160192500001011F
Report No. : VTL/WW/2512240001/A
Format No : 7.8 F-01
Party Reference No : GTN/WH/PVR/37/010/25-26
Report Date : 27/12/2025
Period of Analysis : 24/12/2025-27/12/2025
Receipt Date : 24/12/2025
Sampling Date : 22/12/2025
Sampling Type : Grab
Sample Quantity : 2 Ltr.
Coordinates : 73°43'22" N & 26°38'28"E

S.No.	Test Parameters	Test Method	Result	Unit	Limits
1	pH	IS: 3025 (P-11): 2022	7.15	-	6.5 to 9.0
2	Total Suspended Solids (TSS)	IS: 3025 (P-17): 2022	15.5	mg/l	20
3	Temperature	IS: 3025 (P-8): 2023	23.7	°C	Shall not exceed 5°C above the receiving water temperature
4	Oil & Grease	IS:3025 (P-39): 2021	*BLQ(**LOQ-4.0)	mg/l	10
5	Ammonical Nitrogen (as NH3-N)	IS : 3025 (P-34) Sec 1 2023 (Clause 5.3)	3.28	mg/l	5.0
6	Biochemical Oxygen Demand (BOD) (3 days @ 27°C)	IS: 3025 (P-44): 2023	8.4	mg/l	10
7	Chemical oxygen Demand (COD)	IS : 3025 (P-56) : 2023	40	mg/l	50
8	Chloride (as Cl)	IS: 3025 (P-32): 1988, RA. 2019	1240	mg/l	--
9	Sulphide (as S)	IS: 3025 (P-29) : 2022 (Clause 6.0)	*BLQ(**LOQ-0.1)	mg/l	2
10	Total Nitrogen (as N)	IS:3025 (P-34) Sec 1 2023	8.74	mg/l	10
11	Residual Free Chlorine	IS: 3025 (P-26): 2021 (Clause 5.0)	0.24	mg/l	-1.0
12	Fecal Coliform	APHA 24th Edition 9221 C ,2023	33	MPN/100 ml	<100

*BLQ-Below Limit Of Quantification, **LOQ- Limit Of Quantification

End of Report



Sumi
Checked by



RK Yadav
Lab Incharge
Authorized Signatory



Page No. 1/1

Corporate & Registered Office:

- Plot No. Q-39, Shringarpura, Narayan Vihar Q, Bhankrota, Jaipur 302026 (Raj.)
- 0141-2954638 bd@vibranttechnolab.com
- www.vibranttechnolab.com

Terms & Conditions:

- The Result Listed refer only to the tested sample and applicable parameters.
- Total Liability of our concern is limited to the invoiced amount.
- The report is not to be reproduced wholly or part and cannot be used as an evidence in the court of law and should not be used in any advertising media without our special permission in writing.
- Authenticity of Test Report and Accreditation status may be seen online through QR Code.
- Retention period of sample will be 30 days only, any query beyond 30 days will not be entertained.

Annexure 11: Noise Monitoring Report



VIBRANT TECHNO LAB PVT. LTD.

ISO 9001, 14001 & 45001 Certified Company
EPA Recognized Laboratory | NABET Accredited EIA Consultant Organisation

TEST REPORT

Sample Number:	VTL/AN/01-04	Report No.:	VTL/N/2603170005-08/A
Name & Address of the Party:	M/s JK Cement Works (Unit of JK Cement Ltd.) Vill. & Po.- Gotan, Dist.-Nagaur, Rajasthan	Format No.:	7.8 F 04
Sample Description:	Ambient Noise Level Monitoring	Party Reference No.:	GTN/WH/PVR/37/010/25-26
Scope of Monitoring:	Regulatory Requirement	Report Date:	23/03/2026
Protocol Used:	IS 9989	Receipt Date:	17/03/2026
Instrument Used:	SLM	Sampling Duration:	24 Hrs.
		Sample Collected by:	VTL Team
		Instrument Calibration Status:	Calibrated

Ambient Noise Level Monitoring Results

General Information:-

Meteorological condition during monitoring	: Clear sky
Date of Monitoring	: 11/03/2026 to 12/03/2026
Time of Monitoring	: 06:00 AM to 06:00 AM
Ambient Temperature (°C)	: Min. 21°C, Max. 38°C
Surrounding Activity	: Human, Vehicular & Plant Activities
Parameter Required	: As per Work Order

Sr.	Test Parameter	Protocol	Location & Latlong							
			Front of Pump house		Front of Weigh Bridge		Front of Crusher M/C Room		Bachelor Hostel	
			Day Time	Night Time	Day Time	Night Time	Day Time	Night Time	Day Time	Night Time
1.	Noise Level L_{eq} dB(A)	IS:9989-1981, RA 2020	58.1	44.8	55.7	43.1	59.4	47.6	50.4	40.7

Category of Zones	Leq in dB (A)	
	Day	Night
Industrial	75	70
Commercial	65	55
Residential	55	45
Silence Zone	50	40

1. Day Time is from 6.00 AM to 10.00 PM.
2. Night Time is reckoned between 10.00 PM to 6.00 AM.
3. Silence Zone is defined as an area up to 100 m around premises of Hospitals, Educational and Courts. Use of vehicle horn, Loudspeaker and bursting of crackers is banned in these zones.
Note: Mixed categories of areas be declared as one of the four above mentioned categories by the competent Authority and the corresponding standards shall apply

Checked By



RK Yadav
Lab Incharge
Authorized Signatory

Corporate & Registered Office:

Plot No. Q-39, Shringarpura, Narayan Vihar Q,
Bhankrota, Jaipur 302026 (Raj.)
0141-2954638 bd@vibranttechnolab.com
www.vibranttechnolab.com

Terms & Conditions:

1. The Result Listed refer only to the tested sample and applicable parameters.
2. Total Liability of our concern is limited to the invoiced amount. 3. The report is not to be reproduced wholly or part and cannot be used as an evidence in the court of law and should not be used in any advertising media without our special permission in writing. 4. Authenticity of Test Report and Accreditation status may be seen online through QR Code. 5. Retention period of sample will be 30 days only, any query beyond 30 days will not be entertained.



VIBRANT TECHNO LAB PVT. LTD.

ISO 9001, 14001 & 45001 Certified Company
EPA Recognized Laboratory | NABET Accredited EIA Consultant Organisation

TEST REPORT

Sample Number:	VTL/AN/01-04	Report No.:	VTL/N/2512240017-20/A
Name & Address of the Party:	M/s JK Cement Works (Unit of JK Cement Ltd.) Vill. & Po.- Gotan, Dist.-Nagaur, Rajasthan	Format No.:	7.8 F 04
Sample Description:	Ambient Noise Level Monitoring	Party Reference No.:	GTN/WH/PVR/37/010/25-26
Scope of Monitoring	Regulatory Requirement	Report Date:	03/01/2026
Protocol Used:	IS 9989	Receipt Date:	24/12/2025
Instrument Used:	SLM	Sampling Duration	24 Hrs.
		Sample Collected by	VTL Team
		Instrument	Calibrated
		Calibration Status	

Ambient Noise Level Monitoring Results

General Information:-	
Meteorological condition during monitoring	: Clear sky
Date of Monitoring	: 18/12/2025 to 19/12/2025
Time of Monitoring	: 06:00 AM to 06:00AM
Ambient Temperature (°C)	: Min. 09°C, Max. 21°C
Surrounding Activity	: Human, Vehicular & Plant Activities
Parameter Required	: As per Work Order

Sr.	Test Parameter	Protocol	Location & Latlong							
			Front of Pump house		Front of Weight Bridge		Front of Crusher MCC Room		Bachelor Hostel	
			Day Time	Night Time	Day Time	Night Time	Day Time	Night Time	Day Time	Night Time
1.	Noise Level Leq, dB(A)	IS:9989-1981, RA 2020	73°49'36"E 26°38'49"N	73°43'46"E 26°38'46"N	73°43'50"E 26°38'36"N	73°43'41"E 26°38'31"N				
			59.5	45.3	57.2	41.8	54.6	39.5	51.4	38.2

Category of Zones	Leq in dB (A)	
	Day	Night
Industrial	75	70
Commercial	65	55
Residential	55	45
Silence Zone	50	40

1. Day Time is from 6.00 AM to 10.00 PM.
2. Night Time is reckoned between 10.00 PM to 6.00 AM.
3. Silence Zone is defined as an area up to 100 m around premises of Hospitals, Educational and Courts. Use of vehicle horn, Loudspeaker and bursting of crackers is banned in these zones.
Note: Mixed categories of areas be declared as one of the four above mentioned categories by the competent Authority and the corresponding standards shall apply

Checked By



RK Yadav
Lab Incharge
Authorized Signatory


Corporate & Registered Office:

Plot No. Q-39, Shringarpura, Narayan Vihar Q,
Bhankrota, Jaipur 302026 (Raj.)
0141-2954638 bd@vibranttechnolab.com
www.vibranttechnolab.com


Terms & Conditions:

1. The Result Listed refer only to the tested sample and applicable parameters.
2. Total Liability of our concern is limited to the invoiced amount. 3. The report is not to be reproduced wholly or part and cannot be used as an evidence in the court of law and should not be used in any advertising media without our special permission in writing. 4. Authenticity of Test Report and Accreditation status may be seen online through QR Code. 5. Retention period of sample will be 30 days only, any query beyond 30 days will not be entertained.

Annexure 11: Noise Monitoring Report



VIBRANT



TC-10019

VIBRANT TECHNO LAB PVT. LTD.

ISO 9001, 14001 & 45001 Certified Company
EPA Recognized Laboratory | NABET Accredited EIA Consultant Organisation

TEST REPORT

Sample Number:	VTL/AN/01-04	Report No.:	VTL/N/2603170005-08/A
Name & Address of the Party:	M/s JK Cement Works (Unit of JK Cement Ltd.) VIII. & Po.- Gotan, Dist.-Nagaur, Rajasthan	Format No.:	7.8 F 04
Sample Description:	Ambient Noise Level Monitoring	Party Reference No.:	GTN/WH/PVR/37/010/25-26
Scope of Monitoring:	Regulatory Requirement	Report Date:	23/03/2026
Protocol Used:	IS 9989	Receipt Date:	17/03/2026
Instrument Used:	SLM	Sampling Duration:	24 Hrs.
		Sample Collected by:	VTL Team
		Instrument Calibration Status:	Calibrated

Ambient Noise Level Monitoring Results

General Information:-

Meteorological condition during monitoring	: Clear sky
Date of Monitoring	: 11/03/2026 to 12/03/2026
Time of Monitoring	: 06:00 AM to 06:00 AM
Ambient Temperature (°C)	: Min. 21°C, Max. 38°C
Surrounding Activity	: Human, Vehicular & Plant Activities
Parameter Required	: As per Work Order


Sr.	Test Parameter	Protocol	Location & LatLong							
			Front of Pump house		Front of Weight Bridge		Front of Crusher MCC Room		Bachelor Hostel	
			Day Time	Night Time	Day Time	Night Time	Day Time	Night Time	Day Time	Night Time
1.	Noise Level Leq dB(A)	IS:9989-1981, RA 2020	58.1	44.8	55.7	43.1	59.4	47.6	50.4	40.7


Category of Zones	Leq in dB (A)	
	Day	Night
Industrial	75	70
Commercial	65	55
Residential	55	45
Silence Zone	50	40

1. Day Time is from 6.00 AM to 10.00 PM.
 2. Night Time is reckoned between 10.00 PM to 6.00 AM.
 3. Silence Zone is defined as an area up to 100 m around premises of Hospitals, Educational and Courts. Use of vehicle horn, Loudspeaker and bursting of crackers is banned in these zones.
 Note: Mixed categories of areas be declared as one of the four above mentioned categories by the competent Authority and the corresponding standards shall apply.


End of the Report

Checked By





RK Yadav
Lab Incharge
Authorized Signatory



Corporate & Registered Office:

Plot No. Q-39, Shringarpura, Narayan Vihar Q, Bhankrota, Jaipur 302026 (Raj.)

0141-2954638 | bd@vibranttechnolab.com | www.vibranttechnolab.com

Terms & Conditions:
 1. The Result Listed refer only to the tested sample and applicable parameters.
 2. Total Liability of our concern is limited to the invoiced amount. 3. The report is not to be reproduced wholly or part and cannot be used as an evidence in the court of law and should not be used in any advertising media without our special permission in writing. 4. Authenticity of Test Report and Accreditation status may be seen online through QR Code. 5. Retention period of sample will be 30 days only, any query beyond 30 days will not be entertained.



VIBRANT TECHNO LAB PVT. LTD.

ISO 9001, 14001 & 45001 Certified Company
EPA Recognized Laboratory | NABET Accredited EIA Consultant Organisation

TEST REPORT

Sample Number:	VTL/AN/01-04	Report No.:	VTL/N/2512240017-20/A
Name & Address of the Party:	M/s JK Cement Works (Unit of JK Cement Ltd.) Vill. & Po.- Gotan, Dist.-Nagaur, Rajasthan	Format No.:	7.8 F 04
Sample Description:	Ambient Noise Level Monitoring	Party Reference No.:	GTN/WH/PVR/37/010/25-26
Scope of Monitoring	Regulatory Requirement	Report Date:	03/01/2026
Protocol Used:	IS 9989	Receipt Date:	24/12/2025
Instrument Used:	SLM	Sampling Duration	24 Hrs.
		Sample Collected by	VTL Team
		Instrument Calibration Status	Calibrated

Ambient Noise Level Monitoring Results

General Information:-
 Meteorological condition during monitoring : Clear sky
 Date of Monitoring : 18/12/2025 to 19/12/2025
 Time of Monitoring : 06:00 AM to 06:00AM
 Ambient Temperature (°C) : Min. 09°C, Max. 21°C
 Surrounding Activity : Human, Vehicular & Plant Activities
 Parameter Required : As per Work Order

Sr.	Test Parameter	Protocol	Location & Latlong							
			Front of Pump house		Front of Weight Bridge		Front of Crusher MCC Room		Bachelor Hostel	
			Day Time	Night Time	Day Time	Night Time	Day Time	Night Time	Day Time	Night Time
1.	Noise Level Leq, dB(A)	IS:9989-1981, RA 2020	73°49'36"E 26°38'49"N	73°43'46"E 26°38'46"N	73°43'50"E 26°38'36"N	73°43'41"E 26°38'31"N				
			59.5	45.3	57.2	41.8	54.6	39.5	51.4	38.2

Category of Zones	Leq in dB (A)	
	Day	Night
Industrial	75	70
Commercial	65	55
Residential	55	45
Silence Zone	50	40

1. Day Time is from 6.00 AM to 10.00 PM.
 2. Night Time is reckoned between 10.00 PM to 6.00 AM.
 3. Silence Zone is defined as an area up to 100 m around premises of Hospitals, Educational and Courts. Use of vehicle horn, Loudspeaker and bursting of crackers is banned in these zones.
 Note: Mixed categories of areas be declared as one of the four above mentioned categories by the competent Authority and the corresponding standards shall apply

End of the Report

Checked By



RK Yadav
Lab Incharge
Authorized Signatory

Corporate & Registered Office:

Plot No. Q-39, Shringarpura, Narayan Vihar Q,
Bhankrota, Jaipur 302026 (Raj.)
 0141-2954638 bd@vibranttechnolab.com
 www.vibranttechnolab.com

Terms & Conditions:

1. The Result Listed refer only to the tested sample and applicable parameters.
 2. Total Liability of our concern is limited to the invoiced amount. 3. The report is not to be reproduced wholly or part and cannot be used as an evidence in the court of law and should not be used in any advertising media without our special permission in writing. 4. Authenticity of Test Report and Accreditation status may be seen online through QR Code. 5. Retention period of sample will be 30 days only, any query beyond 30 days will not be entertained.

Annexure-12

JK Cement Works, Gotan has installed 100 KW Solar Power Generation on Roof tops for lightings of street light, parking area and others.



Doc. No.: ERP/2023/02	Emergency Preparedness and Response Plan Unit – JK Cement Works, Gotan	Page 1 of 36
-----------------------	---	--------------



JK CEMENT WORKS, GOTAN (Line II)

EMERGENCY PREPAREDNESS AND RESPONSE PLAN

JK Cement Works, Unit – Gotan (Line II)
PO – Gotan, Dist. – Nagaur, Rajasthan
Pin Code - 342902

Issue Date: 01.08.2023	Issue: 09	Rev. Date of Issue: 3 rd Oct 2025
------------------------	-----------	--

Doc. No.: ERP/2023/02	Emergency Preparedness and Response Plan Unit – JK Cement Works, Gotan	Page 2 of 36
-----------------------	---	--------------


PREFACE

We have the hereby submitting updated "ON SITE EMERGENCY PLAN" of our Plant .
While updating it, it was our endeavor to incorporate all the relevant requirements of the Factory Act, 1948 (Amended till date).

The comprehensive document ensured safety measures required to be taken for the persons employed in the factory and the general public living in the vicinity of the factory premises

Date: 3rd Oct 2025

For JK Cement Works, Gotan (Line II)



Dr. Sachin Gupta (Factory Manager)

JK Cement Works, Gotan (Line II)

-0-0-00-0-0-

Issue Date: 01.08.2023	Issue: 09	Rev. Date of Issue: 3 rd Oct 2025
------------------------	-----------	--

Doc. No.: ERP/2023/02	Emergency Preparedness and Response Plan Unit – JK Cement Works, Gotan	Page 3 of 36
-----------------------	---	--------------

INDEX

Contents	Page No
1. Introduction	4
2. Objective of On Site Emergency Plan	6
3. Emergencies	6
3.1. Fire at Control Room	
3.2. Fire at Bag Godown (Packing Plant)	
3.3. Fire/ Explosion at Bulk Fuel Storage (Coal/ HSD/ LDO/ Liquid AFR) Area Fire at Transformer and Switch yard	
3.4. Fire at Switchyard and Transformer	
3.5. Emergency Planning in Case of Machine Failure	
3.6. Trapped at Height and Falling from Height	
3.7. Trapped in Confined Space	
3.8. Electrocution/ Electric Shock	
3.9. Toppling of Vehicle	
3.10. Contact with Hot Meal material	
3.11. Medical Emergency	
3.12. Structural Failure	
3.13. Mobile Equipment contact with OHE line	
3.14. Oil & Chemical Spillage (Environmental Emergency)	
3.15. Vehicular Accidents – Off Site & On Site	
3.16. Terrorism/ Sabotage	
3.17. Riot or Civil disturbances procedure or Bomb threat or terrorist attack	
3.18. ETP/STP Overflow	
3.19. Environmental Emission - Structure Collapsed/ Demolition	
4. Area Specific Dangers (Natural Calamities)	18
4.1. Earthquake	
4.2. Flood	
4.3. Cyclone	
4.4. Rain and Storm	
5. Disaster Management Plan	20
6. Key Personnel Contact Details in case of emergency	23
7. Responsibilities of key personnel and members of emergency response plan	24
8. Service group in offsite emergency plans	26
9. Training & Exercise	27
10. Mock Drill	27
11. Fire Fighting Facilities	29
12. First Aid Box Locations	29
13. Assembly Points	29
14. List of medicines with quantity kept in each first aid box - contents;	30
15. External agencies communication if required	30
16. List of rescue equipment	30
17. List of First Aiders	31
18. List of Rescuers	32
19. List of Personal Relation Officers (PRO)	33

Issue Date: 01.08.2023	Issue: 09	Rev. Date of Issue: 3 rd Oct 2025
------------------------	-----------	--

Doc. No.: ERP/2023/02	Emergency Preparedness and Response Plan Unit – JK Cement Works, Gotan	Page 4 of 36
-----------------------	---	--------------

1. INTRODUCTION

Wherever industries exist, industrial hazards coexist (natural or manmade). The hazards can cause ill health and / or damage. The extent of damage can be determined by the potential for loss surrounding the event. Effective action has always been possible in the emergency situation, due to existence of pre-planned and practiced procedure for dealing with such emergencies

Defination:

Emergency means a situation or condition leading to a circumstance either natural (earth quakes, floods etc. or manmade or set of circumstances in which there is danger to the life or health of persons or which could result in big fire or explosion or pollution to the work and outside environment, affecting the workers or neighborhood in a serious manner, demanding immediate action.

The following essential things should be taken care-off for the effective implementation of the Emergency Preparedness Plan.

- Periodic review and Updating of the plan.
- Periodic rehearsal of the plan by way of Mock Drills.
- Review and the strengthening of the Resources needed.
- Training of the site personnel in handling emergency equipment- situations

Company Profile:

The dream of JK Cement Works was conceptualized with the state of the art technological assistance from M/s. FL Smidth & Co., Copenhagen, Denmark the leader to introduce white cement in the world market. JK White Cement Works became the pioneer to produce world-class white cement with dry process technology in India since 1984.

Plant Location:

The site of JK Cement Works is situated at Gotan at the intersection of 26°38'26.44"N North latitude and 73°43'41.40"E east longitudes at an attitude of about 324 meters above sea level.

PLANT / COMPANY DETAIL:

A. Name of the Industry	:	J.K. Cement Works, Gotan (Unit of JK Cement Ltd)
B. Address	:	P.O.- Gotan, District: - Nagaur (Raj.) – 342 902
C. Total Employment	:	327
Total Staff	:	71
Total Workers	:	28
Contract Labour	:	228
D. Name of occupier	:	Sh. A.K.Saraogi
E. Name of factory manager	:	Dr. Sachin Gupta
F. Shift Details	:	3 Shift (A- B- C) and general shift

Issue Date: 01.08.2023	Issue: 09	Rev. Date of Issue: 3 rd Oct 2025
------------------------	-----------	--

Doc. No.: ERP/2023/02	Emergency Preparedness and Response Plan Unit – JK Cement Works, Gotan	Page 5 of 36
-----------------------	---	--------------

G. Entry and Exit Gate : 1 No.

(* The qty. may increase depending upon the temporary nature of work in certain condition.) Neighbourhood Detail:

#	Name of village/ Residential Colony	Distance KM (w. r. t. radius)	Direction	Population
01	Gotan	2	WNW	10380
02	Toonkia	2.5	ESE	1562
03	Shivgaon	5	N	1138
04	Harsholao	8.5	NNW	3536
05	Talanpur	5	SSW	2674
06	Basniseja	8.5	ESE	2031
07	Khariya	6.5	WSW	-
08	Bhilawas	4.75	ENE	161
09	Rol. Chandawata	9.75	NE	1674
10	Sodas	7.15	ESE	294
11	Bankliawas	8.5	E	518
12	Mangliawas	6.5	NE	690
13	Kaswon Ki Dhani	3.5	SSE	1522

Manufacturing Process:

Production of White Portland Cement involves Five significant manufacturing stages, namely Crushing, Raw meal grinding, Clinkerisation, Cement grinding & Packing for Despatch.

At Crushing stage, run of lime stone mines is crushed to desired size to achieve optimum grinding efficiency in the Raw mill. Crushed limestone is stored in the RMS yard, which serves as buffer stock storage.

At Raw mill, crushed limestone, clays and feldspar of desired chemical compositions are fed through electronic weigh feeders. The feed quantity and ratio of weigh feeders are controlled based on the chemical analysis results from laboratory / QCX (X-ray) laboratory through computerized RMP Control / PID control. The raw material is ground in ball mill and the residue (fineness) is controlled by air separator. The ground raw meal of desired chemical composition and physical properties is blended for homogeneity and stored in raw meal storage silo, which serves as buffer stock storage.

The Clinkerisation is the heart of cement manufacturing process, where the raw meal is fed to the preheater at controlled rate through electronic weigh feeder. The Feed enters the kiln through cyclones and fuel is fired at the kiln outlet end. The counter current of hot gases against the material flow converts raw mix to clinker. The clinker is quenched in reduced atmosphere and transported to clinker yard for storage.

Issue Date: 01.08.2023	Issue: 09	Rev. Date of Issue: 3 rd Oct 2025
------------------------	-----------	--

Clinker and gypsum are fed to the Cement mills through electronic weigh feeders at controlled rate and ground in ball mills. The fineness of white cement is controlled by classifier (high efficiency separator). White Cement of desired chemical composition and physical properties is transported to Cement Silos for storage. White Cement is drawn from Cement silos for packing in bags by electronic rotary packer and in small pouches by FFS machines / manual packing of pouches.

JK Cement Works manufactures allied products (Dry Mix Mortars) associated with white cement for specific applications under brand names like JK Wall Putty, Tile Grout, 2K. JK Cement Works is the major basic raw material used for manufacturing these products and other constituents are added to achieve desired properties for specific applications through grinding / blending process.

Sections, Plant and Machinery:

Our main sections, Plant and Machineries are as below:-

Process	:	Lime Stone Crusher Lime Stone Stacker & Reclaimer Raw Meal and Raw Mill Pre Heater Decolizer Coal Mill Clinker Silo Cement Mill Cement Silo Packing Plant Tile Grout/ 2K Grout Bag godown Oil Storage Tanks ETP/ STP Solid & Liquid AFR Feeding System
Electrical	:	Power Sub-Station (132kv)
Electrical Workshop	:	Workshop Mechanical
Workshop	:	Workshop
Quality Control	:	Laboratory
Building	:	ADMIN Building CCR

2. OBJECTIVES OF ONSITE EMERGENCY PLAN

Some of the minor incidents / accident may convert into big Disasters eventualities. Hence, there is a need to prepare and implement an emergency plan to meet out any type of big disasters / Emergency that may happen or take place in the industry. This plan should be in the form of a document so that in case of emergency it can be implemented effectively. Main objectives of onsite emergency plan for J. K. Cement Works, Gotan are:

- To control the incident in minimum possible time
- To minimize losses (human being and property both) due to accident/ Disaster
- To restart affected section / plant in shortest possible time

Doc. No.: ERP/2023/02	Emergency Preparedness and Response Plan Unit – JK Cement Works, Gotan	Page 7 of 36
-----------------------	---	--------------

- To give correct information to all concerned and provide a system known to them to be followed at the time of incidents.

3. EMERGENCIES:

Cement, itself can act as a fire extinguisher in emergency situations. In our factory following hazards are involved:-

Fire/ Explosion:

Because of Electrical power, Coal, Oil storage, AFR and high temperature forming part of the process and production.

Explosion:

Explosion may occur in LDO/ HSD tanks/ power transformers , For which safety precaution has been taken by protecting the area by wire mess compound and by placing appropriate fire extinguishing system.

3.1 Fire at Control Room

On noticing the fire, the concerned shift In-charge shall immediately operate the “Emergency Stop” for plant shutdown. Subsequently, he shall leave the room, reach to safe zone and inform to Emergency Contact No. i.e. 4200 and from mobile dial – 9929092117.

In case of small fire, the concerned shift In-charge/ personnel available (trained in fire fighting) shall operate the fire Extinguisher (available at site) in order to extinguish the fire. If the fire does not extinguished, i.e. for large fire, he shall wait for further assistance and restricts any one from coming near to that area.

Once Emergency Team reaches to the spot, he shall take command of the situation as per on-site emergency plan. The entire floor shall be barricaded and no one except the authorized team is allowed to enter into the area.

All the persons working on that floor shall be evacuated through emergency exit door. They will be asked to move towards the nearest assembly point in an orderly fashion under the guidance of emergency team leader.

3.2 Fire at Bag Godown (Packing Plant):

On noticing the fire, the security guard posted at site shall immediately inform to the Emergency No 4200 and from mobile dial – 9929092117.

In case of small fire, the first witness/ concerned security guard shall operate the fire Extinguisher (available at site) in order to extinguish the fire. If the fire does not extinguished, i.e. for large fire, he shall wait for further assistance and restricts any one from coming near to that zone.

Once Emergency Team reaches to the spot, they shall take command of the situation as per on-site emergency plan. The entire floor shall be barricaded and no one except the authorized team is allowed to enter into the area.

Issue Date: 01.08.2023	Issue: 09	Rev. Date of Issue: 3 rd Oct 2025
------------------------	-----------	--

Doc. No.: ERP/2023/02	Emergency Preparedness and Response Plan Unit – JK Cement Works, Gotan	Page 8 of 36
-----------------------	---	--------------

All the persons working on that floor shall be evacuated through emergency exit door. They will be asked to move towards the nearest assembly point in an orderly fashion under the guidance of emergency team controller.

Issue Date: 01.08.2023	Issue: 09	Rev. Date of Issue: 3 rd Oct 2025
------------------------	-----------	--

Doc. No.: ERP/2023/02	Emergency Preparedness and Response Plan Unit – JK Cement Works, Gotan	Page 9 of 36
-----------------------	---	--------------

All the persons working in nearby area packing plant office shall be evacuated. They will be asked to move towards the nearest assembly point in an orderly fashion under the guidance of emergency team leader.

3.3 Fire/ Explosion at Bulk Fuel Storage (Coal/ HSD/ LDO/ Liquid AFR) Area:

On noticing the fire, the first witness shall immediately inform the concerned In-charge or any staff shall inform to the Emergency No 4200 and from mobile dial – 9929092117.

In case of small fire, the concerned security guard/ personnel available (trained in fire fighting) shall operate the fire Extinguisher (available at site) in order to extinguish the fire. If the fire does not extinguished, i.e. for large fire, he shall wait for further assistance and restricts any one from coming near to that zone.

In the mean time, the concerned In-charge informs the central control room/ security office asking for help. Once Emergency Team reaches the spot, he shall take command of the situation as per on-site emergency plan. The entire area to be barricaded and no one except the authorized team is allowed to enter into the area.

All the persons from nearby area shall be evacuated. They will be asked to move towards the nearest assembly point in an orderly fashion under the guidance of emergency team leader.

3.4 Fire at Switchyard and Transformer:

On noticing the fire, the first witness shall immediately inform to the Emergency 4200 and from mobile dial – 9929092117. Subsequently, he shall evacuate the person (if available) from/ near switchyard and transformer.

In case of small fire, the first witness/ concerned security guard shall operate the fire Extinguisher (available at site) in order to extinguish the fire. If the fire does not extinguished, i.e. for large fire, he shall wait for further assistance and restricts any one from coming near to that zone.

Once Emergency Team reaches to the spot, they shall take command of the situation as per on-site emergency plan. The entire floor shall be barricaded and no one except the authorized team is allowed to enter into the area.

All the persons working on that floor shall be evacuated through emergency exit door. They will be asked to move towards the nearest assembly point in an orderly fashion under the guidance of emergency team controller.

All the persons working in nearby area shall be evacuated. They will be asked to move towards the nearest assembly point in an orderly fashion under the guidance of emergency team leader.

For preventing fire following actions to be taken in different sections.

Issue Date: 01.08.2023	Issue: 09	Rev. Date of Issue: 3 rd Oct 2025
------------------------	-----------	--

Doc. No.: ERP/2023/02	Emergency Preparedness and Response Plan Unit – JK Cement Works, Gotan	Page 10 of 36
-----------------------	---	---------------

- Whenever highly inflammable goods are stored, electrical appliances to be used cautiously. Knowledge of fire Extinguisher should be provided to the employees where the equipment is placed and there should be mentioned how to use it for unknown persons. Inspection of storing area should be periodically and inflammable items and cloths etc. should be away from stores.
- Keep fire-fighting equipments in good condition
- Do not keep waste papers, waste wooden along with inflammable goods.

For preventing fire, following points are suggested:

- Whenever highly inflammable goods are stored, electrical appliances to be used cautiously. Do not keep waste papers, waste wooden pieces along with inflammable gods at a place.
- Store inflammable liquids, lubricants in proper containers, tins with tight lied and also put label on it.
- Knowledge of fire Extinguisher should be provided to the employees where the equipment is placed and how to use it.
- Keep open fire away from bed and cloths.
- All of us should be educated about the consequences of storing petrol, kerosene near store and tool rooms.
- Inspect your storing area periodically and put inflammable items, cloths etc. away from stores/ tool rooms.
- Alertness proves fruitful in fighting fire hazards and saving society from huge loss of person and property.
- Keep fire-fighting equipment in good working condition.
- Train security personnel in fire fighting to face situation in mishap.
- Control measures / protective approach to prevent fire
- Fire detection/ prevention and protection system at all fire / explosion pron area (fuel storage, HSD/ LDO, AFR, Coal mill, Bag Godown, Gas Cylinder storage area etc.) equipment in good working condition.
- Inspect Hydrant system, fire tender, portable fire Extinguishers, Training to engaged workmen and team.

3.5 Emergency Planning in Case of Machine Failure

Machine failures are inherent in any set up of plant. Since there are different types of machines in operation during plant operation it is quite likely that these machines can fail at times due to incorrect handling or operation or power distribution. In either case safety of the staff personnel is the prime consideration such emergencies are effectively dealt and minimized by:

- Providing automatic protection for persons and plant machinery.
- Alarm Systems are contributing important role in industries where by machines failure, it can be indicated and interlocking automatically.

Issue Date: 01.08.2023	Issue: 09	Rev. Date of Issue: 3 rd Oct 2025
------------------------	-----------	--

Doc. No.: ERP/2023/02	Emergency Preparedness and Response Plan Unit – JK Cement Works, Gotan	Page 11 of 36
-----------------------	---	---------------

Precautionary and Effective Control Measures: -

We have adopted the following precautionary and control measures to ensure sound, safe and hazard free environment.

- Electrical appliances are used cautiously at the place of storage of highly inflammable goods.
- The inflammable liquids, lubricants are stored in proper containers, tins with light lid and they are labeled properly.
The storing areas are inspected periodically and inflammable items and clothes etc. are put away from stores/tools room.
First Aid box, telephone points are available near the work places in case of emergency.

3.6 Trapped at Height and Falling from Height

In case any person trapped at height, the fellow person shall immediately inform to the Emergency No 4200 (Intercome) or dial – 9929092117 (Mobile) and concerned In-charge or any staff in the nearest office, who in turn shall to relevant members of emergency team.

Once Emergency Controllers/ trained rescuers reach the spot, they shall take command of the situation as per on-site emergency plan and start rescuing the personnel with the help of rescue equipments based on the site scenario. In the mean time, ambulance is immediately rushed to the spot.

The rescue work shall be carried out by the rescue team headed by Technical Head. The victim shall be brought to Occupational Health Center by ambulance for first-aid treatment. In case of serious problem, he may be shifted to nearby Trauma Centers for further treatment as per criticality and discretion of Chief Medical officer.

Rescuing from Height

- After observing hanging person immediately inform emergency control centre and also inform to CCR about incident and its exact location.
- CCR in charge will immediately inform to available trained rescuers about incident and its exact location also he will send rescue kit at incident site.
- Rescue team has to rescue the personnel by descender and full body rescue harness.
- Consider rescue by Elevated work platform.
- Victim has to send hospital for necessary treatment.

3.7 Trapped in Confined Space

In case any person trapped in confined space, the fellow person shall immediately inform to the Emergency No 4200 (Intercome) or dial – 9929092117 (Mobile) and concerned In-charge or any staff in the nearest office, who in turn shall to relevant members of emergency team.



Issue Date: 01.08.2023	Issue: 09	Rev. Date of Issue: 3 rd Oct 2025
------------------------	-----------	--

Doc. No.: ERP/2023/02	Emergency Preparedness and Response Plan Unit – JK Cement Works, Gotan	Page 12 of 36
-----------------------	---	---------------

Once Emergency Controllers/ trained rescuers reach the spot, they shall take command of the situation as per on-site emergency plan and start rescuing the personnel with the help of rescue equipments based on the site scenario. In the mean time, ambulance is immediately rushed to the spot.

The rescue work shall be carried out by the rescue team headed by Technical Head. The victim shall be brought to Occupational Health Center by ambulance for first-aid treatment. In case of serious problem, he may be shifted to nearby Trauma Centers for further treatment as per criticality and discretion of Chief Medical officer.

Rescuing from Confined Space

- Stand by person has to immediately inform emergency control centre and also inform to CCR in charge about incident and its exact location.
- Stand by person will not enter confined space for rescue.
CCR in charge will immediately inform to available train rescuers about incident and its exact location also he will send rescue kit at incident site.
Use proper respiratory protection (SCBA Set) system and PPE for rescuer safety.

Issue Date: 01.08.2023	Issue: 09	Rev. Date of Issue: 3 rd Oct 2025
------------------------	-----------	--

Doc. No.: ERP/2023/02	Emergency Preparedness and Response Plan Unit – JK Cement Works, Gotan	Page 13 of 36
-----------------------	---	---------------

- Rescue team has to rescue the personnel by using ascender and descender equipment and full body rescue harness.
- Victim has to send hospital for necessary treatment

3.8 Electrocutation/ Electric Shock

If the shock to anyone noticed the first observer immediately will put off the off the power supply and immediately inform to the Emergency No 4200 (Intercome) or dial – 9929092117 (Mobile) and concerned In-charge or any staff in the nearest office, who in turn shall to relevant members of emergency team.

Start CPR immediately till medical team reached at site. Once Emergency Controllers/ trained rescuers reach the spot, they shall take command of the situation as per on-site emergency plan and start rescuing the personnel with the help of rescue equipments based on the site scenario. In the mean time, ambulance is immediately rushed to the spot.

The rescue work shall be carried out by the rescue team headed by Technical Head. The victim shall be brought to Occupational Health Center by ambulance for first-aid treatment. In case of serious problem, he may be shifted to nearby Trauma Centers for further treatment as per criticality and discretion of Chief Medical officer.

Rescuing from Electrocutation/ Electric Shock

- Do NOT touch the person if they are still in contact with the electrical source. You could become a victim yourself
- If possible, immediately switch off the circuit breaker, unplug the appliance, or turn off the main power supply.
- Use a dry, non-conductive object (wood, plastic, or rubber) to separate the person from the electrical source
- Dial Emergency No 4200 (Intercome) or dial – 9929092117 (Mobile) as quickly as possible. Provide clear and accurate information about the situation
- Once the person is safely away from the electrical source: Check for responsiveness, Check for breathing and a pulse, Be prepared to perform CPR if necessary.
- If the person is unresponsive and not breathing: Begin CPR immediately by Certified First Aider, If an automated external defibrillator (AED) is available, use it as soon as possible.
- If the person is breathing: Check for burns and other injuries, Cover any burns with a sterile gauze bandage or a clean cloth, Keep the person warm and comfortable, Even if the person appears to be fine, they should still be evaluated by medical professionals, as electrical shock can cause internal damage
- Sent the OHC immedialty

3.9 Toppling of Vehicle

In case of tilting/ toppling of vehicle on the tippler platform back supports, the present tippler operator first remove all the workmen, driver & khalasi in a safe distance. Then the person shall immediately inform to the Emergency No 4200 (Intercome) or dial – 9929092117 (Mobile) and concerned section In-charge or any staff in the nearest office, who in turn shall inform the security office, OH&S & concerned in charge.

Issue Date: 01.08.2023	Issue: 09	Rev. Date of Issue: 3 rd Oct 2025
------------------------	-----------	--

Doc. No.: ERP/2023/02	Emergency Preparedness and Response Plan Unit – JK Cement Works, Gotan	Page 14 of 36
-----------------------	---	---------------

Once Emergency Team reaches the spot, he shall take command of the situation as per on-site emergency plan. In the mean time, ambulance along with Occupational Health Center personnel & hydra/ JCB/ Crane is immediately rushed to the spot.

In this case he shall take help of the concerned dept. In-charge & may use the Hydra/ JCB/ Crane and the necessary tools and tackles for taking the truck back to the tippler platform. If there is any victim, he shall be carefully taken out from that place.

The victim shall be brought to OHC by ambulance for first-aid treatment. In case of serious problem, he may be shifted to nearby Trauma Centers for further treatment as per criticality and discretion of CMO and the said truck along with driver shall be kept separately for further detail inspection and necessary formalities.

Rescuing from Toppling of Vehicle

For Those Inside the Vehicle:

- Stay Inside: Unless there's an immediate fire or other overwhelming danger, staying inside provides some protection.
- Brace Yourself: Hold onto anything secure, and brace your body to minimize movement.
- Seatbelts: If possible, ensure seatbelts are fastened tightly.
- Protect Your Head: If the vehicle is toppling, try to protect your head with your arms. ☐ Call for Help: If possible, immediately call emergency services.

For Those Outside the Vehicle:

- Maintain Distance: Keep a safe distance from the vehicle, as it may shift or continue to topple.
- Assess the Situation: Quickly evaluate the stability of the vehicle and any immediate hazards (fuel leaks, smoke, etc.).
- Call Emergency Services: Immediately call emergency services (fire department, ambulance, police).
- Warn Others: Keep bystanders away from the danger zone.

3.10 Contact with Hot Meal material

In case of contact with hot meal material, the fellow person shall immediately inform to the Emergency No 4200 (Intercome) or dial – 9929092117 (Mobile) as well as inform the Production CCR and concerned In-charge or any staff in the nearest office, who in turn shall to relevant members of emergency team.

The victim shall be brought to OHC by ambulance for first-aid treatment. In case of serious problem, he may be shifted to nearby Trauma Centers for further treatment as per criticality and discretion of CMO and the said truck along with driver shall be kept separately for further detail inspection and necessary formalities.

Issue Date: 01.08.2023	Issue: 09	Rev. Date of Issue: 3 rd Oct 2025
------------------------	-----------	--

Doc. No.: ERP/2023/02	Emergency Preparedness and Response Plan Unit – JK Cement Works, Gotan	Page 15 of 36
-----------------------	---	---------------

Rescuing from Hot Meal Leakage

- After observing hot meal leakages immediately contact CCR in charge and inform about incident and location. Also inform at Emergency control centr about incident.
- Barricade Boiler & hot meal handling area.
- Dedicated train persons with proper tools and Category 4 suits will go to incident site and assess situation.
- Do not apply water on leaked hot meal, leave it for cooling down.
- Initiate TPP shut down / feed stoppage as needed. Carry evacuation.

3.13 Medical Emergency

To save the life of person due to medical emergency i.e Food Poisoning, Snake bite, Heart attack, Fits etc.. Call the ambulance/ Hospital at the incident site. Inform Control room & Plant gate Security. Casualty should be send to Health Centre immediately. Medical officer will examine & then give the treatment. Proper medical treatment will be given under close supervision. If required, further these casualties will be sent to referral Hospital.

3.12 Structural Failure

To combat with the emergency due to structural failure, the responsibility/ emergency team has been formed (Steel/ Civil Structure Cutting).

Spillage of HSD/ LDO/ Liquid AFR/ H₂SO₄/ HCL: -

The following protective equipment should be worn when using sulfuric acid:

- Respirator
- Long rubber gloves
- Boots
- Industrial apron
- Chemical safety goggles
- Face shield

As such these precautions and procedures should be observed to ensure the safety of handlers:

- Always wear protective goggles, gloves and a lab coat, as concentrated H₂SO₄/ HCL causes serious damage to skin and clothing, charring it (see dehydration of sucrose).
- When diluting H₂SO₄/HCL, add small volumes of the acid to large volumes of water to disperse heat whilst mixing thoroughly. During pouring of the liquid, pouring down the sides prevents splashing.
- Work near a running supply of water. If the acid contacts the skin, it must be washed off rapidly with copious amounts of tap water (however with large spills onto the skin, wipe off excess first).
- Have a supply of neutraliser (sodium carbonate or bicarbonate) in case it is split. It should be first isolated to prevent it spreading and the area evacuated in case of fumes. Sand and a bucket can be used to clear acid for neutralisation.
- Store the acid in smaller, easier to handle bottles (<1L). Avoid dribbling acid down the sides of containers, and wipe off any as soon as possible if present. Always place the bottle in a drip tray to ensure that do not contact the bench or shelf.

Issue Date: 01.08.2023	Issue: 09	Rev. Date of Issue: 3 rd Oct 2025
------------------------	-----------	--

Doc. No.: ERP/2023/02	Emergency Preparedness and Response Plan Unit – JK Cement Works, Gotan	Page 16 of 36
-----------------------	---	---------------

Rescuing from Collapse of building and structure

- If building collapse will occur immediately inform emergency control centre and also inform to CCR about incident and its exact location.
- Incident controller will reach at site and start action to control further damage to nearby structures, process and people.
- All persons will gather at safe assembly point for head counting.
- IC will inquire for nos of person were working in collapsed building and final location of them.
- Fire officer will mobilize rescue crew to searching of missing personnel and starting rescue activities.
- SMC will decide upon incident severity whether external agency to be called for rescue and necessary communication to be done

3.13 Mobile Equipment contact with OHE line

If Vehicle comes in contact with overhead powerlines

- A potentially dangerous electrical field will be created around anything in contact with the power lines. This field extends for approximately 8 metres around these items. Try not to panic, remain calm. An attempt can be made to break the contact by driving the vehicle a minimum of 8 meters away from the powerline.
- Advise anyone near the incident site to stay a minimum of 8 metres away from the vehicle and anything else in contact with the powerlines.
- Contact the emergency No 4200 (Intercome) or dial – 9929092117 (Mobile) and reporting the life threatening situation.
- Treat all powerlines as if they are 'live'

In case of personal evacuation from vehicle

- Stay in the vehicle until the power has been isolated and the powerlines removed. Don't risk being electrocuted by attempting to leave the vehicle before power is disconnected.
- An emergency evacuation from the vehicle is extremely dangerous and should only be attempted as a last resort, such as if the vehicle is on fire.
- If escape from the vehicle is absolutely necessary, it's critical that you jump clear ensuring that you don't have contact with the vehicle and ground at the same time. When you jump, ensure that you land with your feet together and if required, take another one or two jumps with your feet still together, ensuring that you do not touch the vehicle, fall forward or backwards or allow your feet to step apart. You must jump/shuffle with your feet together until you are at least 8 metres clear of the vehicle, power lines or anything else in contact with them. Avoid being in line with the side of the tyres/rims as they may explode.
- Once clear, do not return to the vehicle for any reason.
- If a vehicle contacts overhead powerlines, it can cause the tires to explode on contact or could cause the tires to start burning inside. This creates a buildup of gases and heat which could cause the tire to explode at a later time, even 24 hours after the incident. The resulting explosion could potentially injure persons in the proximity with flying debris. The vehicle should be isolated at a safe distance for 24 hours to avoid injury.

Issue Date: 01.08.2023	Issue: 09	Rev. Date of Issue: 3 rd Oct 2025
------------------------	-----------	--

Doc. No.: ERP/2023/02	Emergency Preparedness and Response Plan Unit – JK Cement Works, Gotan	Page 17 of 36
-----------------------	---	---------------

3.14 Oil & Chemical Spillage (Environmental Emergency) General Safety Precautions

Chemical Spills (liquid, gas, solid):

There is a wide range of chemicals in the workplace. The safe clean up of a chemical spill requires knowledge of the properties and hazards posed by the chemical, and any added dangers posed by the location of the spill. If you believe a spill is beyond your capacity to clean up, do not attempt to do so on your own, STOP and contact the University Police. Spill kits with instructions, absorbents, neutralizing agents if applicable, protective equipment, and sealable waste buckets should be present in the workplace. Refer to the chemical Safety Data Sheet (CSDS) for specific guidance on the chemical hazards and spill clean up.

Minor Spill:

- A minor spill is characterized by all of the following criteria:
- Is inside a laboratory and hasn't spread outside the laboratory;
- Did not result in a fire or explosion, nor presents a risk for a fire or explosion; and Did not result in personnel requiring medical attention.

Minor Spill Clean Up:

- Alert people in the immediate area of the spill.
- Put on appropriate Personnel Protective Equipment (PPE), (gloves, protective eyewear, lab coat).
- Contain the spill with absorbent spill material.
- Completely clean the area where the spill occurred.
- Place the absorbed spill material in secondary containment, such as the spill bucket. Label the container and notify Environmental Health & Safety to request a pick up.
- Dispose of contaminated PPE properly.
- Complete the Accident/Incident Report Form.

Major Spill:

- A major spill is characterized by all of the following criteria:
- Results in a fire or explosion, or presents a risk for a fire or explosion;
- Results in personnel requiring medical attention;
- Is not contained within a laboratory;
- or Is characterized as a major spill by the Emergency Coordinator.

For a Major Spill or Leak:

- Alert people in the immediate area of the spill.
- Remove any injured or contaminated persons if you can do so safely.
- Remove all contaminated clothing, shoes etc. and/or use an emergency shower if one is nearby.
- Seek immediate medical attention if you have been exposed.
- Do not attempt to clean up a major spill. Leave it to the experts!
- Complete the Accident/Incident Report Form

Rescuing from Oil & Chemical Spillage

- After observing fire/Spillage at HSD storage tank immediately inform emergency control centre and also inform to CCR about incident and its exact location.
- Incident controller will reach at site and start action to control further damage by fire.

Issue Date: 01.08.2023	Issue: 09	Rev. Date of Issue: 3 rd Oct 2025
------------------------	-----------	--

Doc. No.: ERP/2023/02	Emergency Preparedness and Response Plan Unit – JK Cement Works, Gotan	Page 18 of 36
-----------------------	---	---------------

- Isolate the tanks by isolating valves.
- Evacuate the manpower from the fire location
- Fire officer will mobilize fire fighting crew to control and extinguish fire by using nearby fire hydrant, Spray system, foam pourer system and tender.
- Control the run off fire fighting water so that it does not endanger the environment.

3.15 Vehicular Accidents – Off Site & On Site

o Company Owned Vehicles o Transport Vehicles

In-case of any vehicular Accident off site, the intimation received from any source at security gate or any other responsible person such as, Security Officer, he will immediately report site main controller and Incident Controller. Emergency Controller (Chief Security Officer) will rush to the site and send Ambulance with first aider for providing necessary first aid & shifting to Injured Person/s. After reaching the site he will report to Site Main Controller and Brief about the Incident and Site Main Controller in turn will instruct to Incident Controller to inform the Local Authorities such as police, Distt. Administration if required. Emergency Controller will inform to head Transport In-charge. In-case of Transport Vehicles, Head Sales will inform to concerned Transporters In-charge to reach the site to provide necessary help & support to victims.

Other Emergency related to Isolation & Lockout has been developed and dealt accordingly. All Injured Person will shift to civil Hospital for necessary further treatment.

3.16 Terrorism/ Sabotage - General Safety Precautions

Closely monitor news reports and Emergency Alert System (EAS) radio/TV stations.

- Expect delays, searches of purses and bags, and restricted access to public buildings.
- Take personal security precautions to avoid becoming a victim of crime or terrorist attack.
- Avoid crowded public areas and gatherings.
- Do not travel into areas affected by the attack or is an expected terrorist target.
- Be prepared to evacuate your home or shelter in place on order of local authorities.
- Assist neighbors who may need help.
- Avoid passing unsubstantiated information and rumors.
- Continue normal activities but be watchful for suspicious activities. Report criminal and suspicious activity to local law enforcement. Continue to enjoy individual freedom. Participate freely in travel, work, and recreational activities.
- Take a first aid and CPR classes.
- Learn what critical facilities are located in your community and report suspicious activities at or near these sites.
- Contact local officials to learn about specific hazards in your community.
- Be familiar with local natural and technological (man-made) hazards in your community and what measures you can take to protect your family.
- Know how to turn off your power, gas, and water service to your house.
- Know what hazardous materials are stored in your home and how to properly dispose of unneeded chemicals.
- Support the efforts of your local emergency responders (public safety, fire fighters, law enforcement and emergency medical service).
- Volunteer to assist and support the community emergency response agencies.

Issue Date: 01.08.2023	Issue: 09	Rev. Date of Issue: 3 rd Oct 2025
------------------------	-----------	--

Doc. No.: ERP/2023/02	Emergency Preparedness and Response Plan Unit – JK Cement Works, Gotan	Page 19 of 36
-----------------------	---	---------------

3.17 Riot or Civil disturbances procedure or Bomb threat or terrorist attack

If there are persons on or near company property with the suspected intent of causing damage to the property, injury to the plant personnel, disruption of normal operations, etc. The information will be given to HOD (Personnel) / Head (Security) and the following steps will be taken:

- Security shift supervisor will be instructed to give the related details and the police services will be informed, if required.
- The staff on duty or other personnel as given under plant personnel emergency notification list will be called for alertness.
- Security shift supervisor will instruct to the security to close and lock all the site entry gates.
- It will be ensured that no unauthorized person is allowed access to the site without positive identification by the gate security staff & as per instructions given by HOD (personnel) / Head (Security).
- Emergency vehicles will be kept ready.
- Medical staff at the Medical Centre will be alerted.
- Fire & Safety staff will be alerted.
- All shift supervisors of the site will be alerted

3.18 STP Overflow

In case of overflow of STP, following action to be done:

- All PPEs to be worn by all engaged persons.
- Maintenance team to be worn all required PPEs to handle the situation
- The first priority is to stop or reduce the flow of wastewater into the affected area. This might involve diverting incoming streams or shutting down processes that contribute to the overflow.
- Using barriers or berms to create temporary containment areas.
- Deploying absorbent materials to soak up the spilled wastewater.
- Using pumps to relocate the overflow to a holding tank or another part of the treatment system.
- Thoroughly clean up the overflowed area, removing all contaminated materials.
- Disinfect the affected area to prevent the spread of pathogens.
- If the overflow reaches surrounding soil or water bodies, implement appropriate remediation measures
- Improving maintenance and monitoring procedures.
- If the overflow has escaped the plant, closely monitor the surrounding environment for contamination. This includes testing soil and water samples.

3.19 Environmental Emission - Structure Collapsed/ Demolition

- Prioritize the immediate evacuation of all personnel and the public from the affected area.
- Quickly assess the types of materials involved in the collapse
- Conduct immediate air quality monitoring to detect any airborne contaminants. This is crucial if asbestos, chemicals, or other hazardous materials are suspected.
- Collect soil and water samples to assess contamination levels. This is particularly important if the collapse occurred near water bodies or sensitive ecosystems

Issue Date: 01.08.2023	Issue: 09	Rev. Date of Issue: 3 rd Oct 2025
------------------------	-----------	--

Doc. No.: ERP/2023/02	Emergency Preparedness and Response Plan Unit – JK Cement Works, Gotan	Page 20 of 36
-----------------------	---	---------------

- Characterize the debris from the collapse to identify any hazardous materials that require special handling.
- Remove and dispose of any hazardous materials according to environmental regulations. This may require specialized contractors
- Carefully remove debris, taking precautions to minimize dust and the spread of contaminants □
Remediate any contaminated soil or water to restore the site to a safe condition
- Ensure compliance with all applicable environmental regulations and reporting requirements.
- The collapse can generate large amounts of dust and particulate matter, which can cause respiratory problems. Use Mask inside the plant.

4. AREA SPECIFIC DANGERS (NATURAL CALAMITIES)

Type of Emergencies Identified under Disaster / Natural Calamities

4.1 Earthquake – General Safety Precautions □

Remain calm.

- If you are outdoors, move to an open area away from falling hazards
- Check yourself and others for injuries. Do not move injured people unless they are in danger. □
Safely shut down processes.
- Expect aftershocks. After large earthquakes, tremors and aftershocks can continue for days.
- Be ready to act without electricity or lights.

4.2 Flood – General Safety Precautions

Floods can also be very dangerous due to strong or swift currents. If you have warning of a potential flood, take the following precautionary steps:

- Initiate plant shutdown/ power shutdown if needed
- Turn off all utilities, if applicable, and move valuables to upper floors.
- Store clean water.
- If waters start to rise inside your building, quickly and carefully move to a higher floor. If necessary, you may need to retreat to the roof.
- If you are caught outdoors and there are no buildings or houses close by, move to higher ground and wait there for emergency personnel.
- NEVER try to swim to safety. Stay where you have retreated and wait for emergency personnel.
- Use all available resources to empty out the water from critical area and barricade the area with sand bags to avoid water coming back.

4.3 Rain and Storm

Shift supervisor will take the following actions in case of storm:

- See that all the Electrical Inventories and Machines are properly placed and away from the contact from water.
- Keep inform to all the security gate to avoid the influx of Vehicles, Man power inside the site. specially Heavy Machines should not be allowed to enter the site as the soil is black cotton soil.
- See that all the machines/material at height which are in the rigging process is grounded.
- All the workers working at height are grounded.
- In Case people are trapped at site for long hours appropriate facilities to be provided by the service provider.
- Head count to be initiated to see that some one is not missing if necessary.

Issue Date: 01.08.2023	Issue: 09	Rev. Date of Issue: 3 rd Oct 2025
------------------------	-----------	--

Doc. No.: ERP/2023/02	Emergency Preparedness and Response Plan Unit – JK Cement Works, Gotan	Page 21 of 36
-----------------------	---	---------------

- Shift supervisor will take the following actions in case of storm.
- All loose, light objects will be removed from the site, which could become hazardous missiles during high winds.
- Buckets, ladders, maintenance materials and other like things are to be placed in the safe place.
- Hydra, trucks, welding machines, etc. are to be placed at safe positions / places.
- All construction materials i.e. beams, pipes, power equipments etc. which can not be moved to a safe location, they are to be latched in place in the best possible manner known.

4.4 Cyclone - General Safety Precautions

- Pay heed to the meteorological warnings
- Clear loose material that could blow about and possibly cause injuries or damages during extreme winds.
- In case of a storm warning Create Awareness and ask people to move to the nearest safest place.
- Maintain Communication to stay alerts through Government Authorities / Local Crisis Groups / NGOs or as a minimum local radio/TV for further warnings.
- When the cyclone strikes, disconnect all electrical appliances. Listen to your battery radio for updates.
- Stay indoors (unless you are asked to evacuate) in the strongest part of the building, i.e. cellar, internal hallway or rest room.

5. DISASTER MANAGEMENT PLAN

GENERAL

An industry is expected to protect and preserve its manpower and machines and other assets and take all such measures as are necessary to ensure their safety while deploying them for the manufacturing process and housekeeping operations. We drive enough on this basic element right from the corporate level up to and from brasses to the lowest rank of employees.

A major emergency in a factory is which has potential to cause serious injury or illness or loss of life or damage or loss to property. It would cause serious disruption both inside and outside the factory. It normally requires assistance from emergency services to handle it effectively. Whatever be the causative factors e.g. plant failure, human error, earthquake, vehicle crash and sabotage etc. hazards will invariably manifest in three basic forms viz. Fire, explosion, and/ or toxic releases.

Issue Date: 01.08.2023	Issue: 09	Rev. Date of Issue: 3 rd Oct 2025
------------------------	-----------	--

Doc. No.: ERP/2023/02	Emergency Preparedness and Response Plan Unit – JK Cement Works, Gotan	Page 22 of 36
-----------------------	---	---------------

One of the essential steps to minimize these ill effects is to prepare on site Disaster Management Plan so that preparedness of staff/employees at all levels is spelt out in unequivocal terms and their safety stand ensured together with the nature of assistance from outside agencies to meet any emergent situation.

Purpose

Disaster Management Plan spells out actions and responsibilities for: - □

Quick stoppage of plant.

- Rescue and recuperation of the injured.
- Loss prevention to minimize loss of property in the plant and surroundings, and
- To ascertain normal safety and security and to restore normalcy as early as possible.

The Objective of Disaster Management Plan includes the following:-

- Controlling of an emergency, localizing the emergency and eliminating the hazard.
- Welfare of those managing the disaster. □ Head count and rescue operations □ Treatment of the injured.
- Safeguarding others by timely evacuation.
- Minimizing damage to property and environment.
- Informing and collaborating with statutory authorities.
- Informing the news media.
- Preserving records and organizing an investigation.
- Ensuring safety of the works before personnel re-enters and resumes work.

EMERGENCY PLANNING

Emergency is a general term implies hazardous situation both inside and outside the factory premises. Major emergency is defined as one, which may effect one or several sections of the plant and possibly extend beyond the factory boundaries. It may cause serious injuries, loss of life and or extensive property damage. In order to comply with provisions of the Factories Act and Environment Protection

Act and to ensure the safety of workers as well as general public living in the vicinity of the factory,

Risk Assessment and Emergency Planning has been prepared. The emergency planning has been prepared in order to provide proper guidance to the plant operating personnel to confidently handle any case of major fires and explosions. The main cause of hazard is fire and explosions. It is therefore essential that the plant personnel know all about handling such situations so that they will not be taken unaware under emergency condition. The emergency planning will be great help in making the works safety conditions and make them confident to handle any type of emergent situation.

OBJECTIVES OF EMERGENCY PLANNING:

Emergency planning for the full range of possible incidents is just one aspect of planning for safety. It cannot be considered in isolation. The main objectives of the emergency planning are as follows: a. To assess what dangers what could arise to people on and off site as a result of these foreseeable emergencies and what the effects could be on environment.

- b. To contain and control incidents.
- c. To assess the risks involved and to mitigate the same by preplanned remedial and rescue measures using when necessary the combined resources of the organization concerned and the public emergency services.

Issue Date: 01.08.2023	Issue: 09	Rev. Date of Issue: 3 rd Oct 2025
------------------------	-----------	--

Doc. No.: ERP/2023/02	Emergency Preparedness and Response Plan Unit – JK Cement Works, Gotan	Page 23 of 36
-----------------------	---	---------------

- d. To assess the wide range of events leading to disasters eg. Fires spillage release of toxic and corrosive material etc. The consequences of various events considered should be assessed.
- e. The training of individual personnel with duties under the plans will familiarize the site personnel with their roles, their equipment and details of the plans. Exercise should ensure that the onsite emergency procedures of each process of plant, storage of rice husk facility etc are tested regularly and these exercises should be arranged to test each part of the emergency plan as each process of the plant stage by stage starting with first immediate action.
- f. The On-Site emergency plan should be based on the specific needs of each particular site for dealing with those emergencies, which are unforeseen, may arise.
- g. For an emergency plan to be successful it should be tested when first devised and thereafter to be rehearsed at suitable intervals.

Emergency Lighting arrangement in the plant

The entire plant has been provided with proper lighting arrangement with a standard illumination required.

In case of total power failure a backup of 500 KVA DG Set

Emergency Notification Procedure: The emergency siren is situated at Time Office, Main Gate. For notification of Emergency the emergency siren will wail for 1 minute for duration of 15 seconds repeating after every 5 seconds (3 times Only). If case of emergency during shift changeover siren timings, ONLY EMEGENCY SIREN will wail.

Emergency Control Centre

This is the main center from where the operations to handle the emergency are directed and coordinated. Facilities to be made available in the emergency control are:-

- i. Internal and external communication.
- ii. Computer and other essential records.
- iii. Daily attendance of workmen employed in factory.
- iv. Storage of hazardous material records and manufacturing records.
- v. Pollution records.
- vi. Walky-talky.
- vii. Plan of the plant showing:-
 - a. Storage area of hazardous materials
 - b. Storage of safety equipments
 - c. Fire fighting system and source of water
 - d. Site entrance, roadway and emergency exist
 - e. Assembly points
 - f. Truck parking area.
 - g. Surrounding location.
- viii. Note Book, Pad and Pencil.
- ix. List of Key Personnel with addresses, telephone number etc.

Communication System

Communication is a key component to control an emergency. The following communication system is available in the plant-

- Walky-Talky
- Telephone (internal & external)

Issue Date: 01.08.2023	Issue: 09	Rev. Date of Issue: 3 rd Oct 2025
------------------------	-----------	--

Doc. No.: ERP/2023/02	Emergency Preparedness and Response Plan Unit – JK Cement Works, Gotan	Page 24 of 36
-----------------------	---	---------------

- Cell phone
- Runners (verbal or written messages)

Escape Route:

The escape route of plant clearly marked. The escape route is the shortest route to reach out of the plant area to open area, which leads to assembly point. This route are indicated on the layout on-site Emergency Plan.

All Clear Signal:

After control of emergency the Work Incident Controller will communicate to the works main controller about the cessation of emergency. The main controller can declare all clear by instructing the time office to sound "All Clear Sirens".

6. KEY PERSONNEL CONTACT DETAILS IN CASE OF EMERGENCY

Key Personnel

Emergency can take place in any hour of the day. As such during the time of Emergency, all key personnel and members of safety committee shall be responsible to control the incident.

Area / Section	Contact person	Office	Mobile
Fire/ Security Factory Gate	*Shift In-charge	4222	9929092117
Utility – For water supply	*Shift Operator	4275	7742090558
6.6 KV Sub station	*Shift Engineer and In charge	4229	9799042851
Thermal Power Plant	Section In -Charge	2457 / 2321	7742090497
If response is delayed at 4240 /4241 - To announce	CCR Controller	4344/ 4244	9784592148 / 7742090575/
Doctor To remain at colony dispensary	Dr. Kriti Sheen/ Dispensary	2276	8905989574/ 0159230898
Emergency Coordinator -	Mr. Mukesh Patel	2205	9888388860

*Shift In-charge to ensure water supply / power isolation / power supply to water pumps as applicable For chemical storage and Petro coke / coal / Lignite storage: - The specific Emergency Response Plan supplement to this ON SITE EMERGENCY PLAN displayed at site shall be followed as applicable.

Issue Date: 01.08.2023	Issue: 09	Rev. Date of Issue: 3 rd Oct 2025
------------------------	-----------	--

The emergency co-coordinator will arrange to inform the concerned area in-charge as mentioned below:

Department / Section	Contact Person Name	Office	Mobile Number
Unit Head	Dr. Sachin Gupta	3013	9116124621
Technical Head	Mr. Rajkumar Bansal	2531	9799069482
Commercial Head	Mr. Tushar Sawhney	2224	9582809911
HR & Admin	Mr. Manish Tiwari	2370	9151801397
Mechanical	Mr. Prakash Gujar	2405	9001092617
Mechanical	Mr. Niranjan Jain	4214	7742090552
Production	Mr. Narayan Lal Sharma	4244	9784592148
Production	Mr. Anil Kumar	4246	9784592176
E&I	Mr. Kherajram Chowdhary	2383	9900306217
E&I	Mr. Deepak Khabya	4208	9001093833
Planing	Mr. Virendra Singh Rathore	2345	9001092636
PM Cell	Mr. Khushal Aseri	2437	7742090553
Utility	Mr. Ashutosh Bhardwaj	2209	9001093884
Tile Grout	Mr. Pradeep Mundel	4253	7742090518
QCX	Mr. Surender Singh	2235	9001092665
QCX	Mr. Dinesh Jangid	4237	9784594395
Civil	Mr. Rajesh Kumar Singh	2398	8308827588
Accounts/ Costing	Mr. Mukesh Mathur	2396	9001092700
Stores	Mr. Pushpendra Chouhan	2206	9001092689
Security	Mr. Nanu Ram Chowdhary	2268	8306675373
Environment	Dr. Ranjeet Bagariya	2391	7742090565
Capex	Mr. Aayoush Goel	2504	9799387816
Safety	Mr. Mukesh Patel	2205	9888388860

- Security department to ensure that trolley with working fire-fighting appliances, first aid box / appliances including stretcher and list of first aid trained persons is kept ready at all times at the main gate.
- If the magnitude of the emergency is calling for evacuation of the personnel, the area In-charge shall inform Emergency cocoordinator for use of alarming siren. All the plant personnel will then rush to the assembly point.
- Security team in consultation with the area In-charge / emergency coordinator shall give all clear.

7. RESPONSIBILITIES OF KEY PERSONNEL AND MEMBERS OF EMERGENCY RESPONSE PLAN

In case of any emergency, the highest-ranking authority will hold the over all controls of the situation and issue necessary orders to other key personnel and safety committee members. Office of the Unit Head will be designated as "Master Control Center" If access to his office is not possible, alternate location shall be designated.

In the absence of Unit Head, Technical Head will hold the position highest-ranking authority.

Similarly, any responsibilities assigned to a superior person will be taken over by the next person in absence of the superior.

Role of Site Main Controller:

- o Authorise declaration of Emergency.

Issue Date: 01.08.2023

Issue: 09

Rev. Date of Issue: 3rd Oct 2025

Doc. No.: ERP/2023/02	Emergency Preparedness and Response Plan Unit – JK Cement Works, Gotan	Page 26 of 36
-----------------------	---	---------------

- o Site Main Controller will provide direction and guidance
- o Inform higher management and civic authorities (if required)
- o Conduct Post-incident meetings for preventive actions.
- o Authorise press release, if so required in accordance with the company's policy.
- o Give direction (If required) for reporting to concerned departments/ personnel to local authorities, higher authorities and insurance company.

Roles of Emergency Controllers:

- o To immediately send the Fire Squad/ Rescue Team along with Team Leader to the Emergency Incident location and to start fire fighting/ rescue operations.
- o To inform and update site main controller, Incident Controller, Chief Medical Officer, Central Control Room, Emergency services controller, Emergency support services controller and concerned HOD's viz Maintenance, HR,TPP on requirement of need basis
- o Mobilization of fire fighting and rescue equipments.
- o Rush to site to take charge of Fire Fighting and/ or rescue operation.
- o Regulate access of Vehicles and Personals
- o In case of electric fire, confirm from HOD E&I regarding power isolation.
- o Advise Time Office for "ALL CLEAR" siren as soon as situation is brought under control.

Roles of Emergency Controllers:

- o Render Medical treatment to the injured
- o Transfer badly affected persons to nearby hospital
- o Mobilize extra medical help from outside if required
- o Keep information's about the availability of medicines and facilities.

Role of Fire Coordinator (FIRE FIGHTING, RESCUE OPERATION)

- o Fire Officer will be fire coordinator
- o His responsibilities are as under:
 - Rush to emergency site along with fire tender
 - Report to incident controller
 - Assess the situation
 - Start fire fighting activities immediately for "control"; "suppression" and "mitigation" of the emergency situation
 - Ask for additional resources if required to site in charge
 - Carry out rescue operations along with rescue team if needed
 - Maintain fire hydrant system pressure by operating fire pumps.

Role of Safety Coordinator:

- o Safety Officer will be safety coordinator
- o In his absence Site safety officer will take charge as safety coordinator
- o His responsibilities are as under:
 - Rush to emergency site report to Site Main Controller / IC
 - To arrange for additional safety appliances from store
 - To assist / advice/ guide fire fighting and rescue operation

Issue Date: 01.08.2023	Issue: 09	Rev. Date of Issue: 3 rd Oct 2025
------------------------	-----------	--

Doc. No.: ERP/2023/02	Emergency Preparedness and Response Plan Unit – JK Cement Works, Gotan	Page 27 of 36
-----------------------	---	---------------

- Access the situation whether the it can go beyond the plant premises & will bring it into the notice of Site Main Controller

Role of Administrative & Transportation Services:

- o Head - admin will be admin coordinator o In his absence admin officer will take charge as admin coordinator o His responsibilities are as under:
 - Report to Site Main Controller
 - Arrange for additional vehicles if needed
 - To arrange for transport for emergency service personnel
 - To maintain record of personnel transported in and out of plant
 - To assist incident coordinator, medical coordinator, safety coordinator for the transportation of victims from the affected area to safe places.

Role of IR Coordinator:

His responsibilities are as under:

- Report to Site Main Controller
- To arrange for supply of food and other essentials to emergency fighting crew and affected people both for inside and outside agencies
- To intimate about the casualties to the relatives of the injured persons
- To assess the situation in the neighborhood and help evacuation if necessary
- To keep liaison with press media and release written statement to the press
- To inform state & central government and statutory bodies of the nature and magnitude of the incident, number of casualties etc

Role of Security Coordinator:

- o Security head will be security coordinator & overall in charge o In his absence Security officers on duty will take charge as security coordinator o His responsibilities are as under:
 - Rush to emergency control center and report to Site Main Controller
 - Inform the relevant in charges/ coordinators as per the protocol
 - Take charge of the security gates operations for restricted entries
 - Cordon off the area and control traffic movement
 - Carry out in evacuation if needed
 - Contact external emergency services & seek their help and communicate with all other services as required and directed by Site Main Controller.
 - Mobilize additional security personnel towards affected sites
 - Guide the outside resources to reach to the affected site

Role of Environment Coordinator:

Issue Date: 01.08.2023	Issue: 09	Rev. Date of Issue: 3 rd Oct 2025
------------------------	-----------	--

Doc. No.: ERP/2023/02	Emergency Preparedness and Response Plan Unit – JK Cement Works, Gotan	Page 28 of 36
-----------------------	---	---------------

- o Head – environment will be environment coordinator o His responsibilities are as under:
 - Rush to emergency affected area and report to Site Main Controller
 - Advise environment impact controls at site rising out of emergency scenario.
 - Carry out environment monitoring before “All Clear” declared by Site Main Controller

Evacuation procedure

- Plant evacuation is dependent on incident controller's decision
- All the occupants should rush to the nearest “Emergency Exit”
- After coming out of the risk area all should get assembled at emergency assembly point.
- Nobody is allowed to leave the assembly point unless ordered by the incident controller
- After taking the head count the incident controller will compare it with his available data so as to ensure that all the persons have been evacuated The same should be reported to SMC.

8. SERVICE GROUP IN OFF SITE EMERGENCY PLANS:

The essential service groups to form integrated team of emergency plans are:

- Police commandos with specific training in marshalling evacuation of communities from camps or in enforcing “Stay-in” during the crisis.
- Traffic Police to out-off traffic flow in to affected area and trained to enforce a temporary 'traffic freeze' along the traveling route of the emergency service vehicles to enable the team to reach the site of incident unimpeded and in shortest possible time.
- Fire Brigade with appropriates fighting facilities.
- Ambulance, with trained team of doctors and first aiders and on-board resuscitation units to enable medical care to commence while carrying the affected personnel to designate hospitals.
- Paramedical Group trained in handling seriously injured persons, in administration of life saving medical assistance on the spot and in rescue operation of trapped victims.
- De-contamination squad to begin de-contamination of affected inventories and surface water in the vicinity which are meant for public consumption.

Each group will have to shoulder a specific responsibility and since the entire operation is inter active each group must know before hand what the other groups are doing or are expected to do and provide back-up assistance whenever any one group is severely strained in coping with the situation.

9. TRAINING & EXERCISE:

The training/ re-training/ refresher training shall be imparted as per the yearly training plan/ calendar.

10. MOCK DRILL:

Purpose:

To train and educate employees of their duties and responsibilities and to assess effectiveness of the on-site emergency plan by conducting mock drills of an emergency situation in the Plant.

Scope:

This procedure shall be used for conducting emergency mock drills in the Plant area

Frequency:

Issue Date: 01.08.2023	Issue: 09	Rev. Date of Issue: 3 rd Oct 2025
------------------------	-----------	--

- Fire – Quarterly
- Medical Emergency – Six Monthly

Responsibility:

Head- Safety to organize the mock drill exercise with prior approval from Unit Head/ Technical

Procedure:

- An artificial emergency situation shall be created at suitable location by generating smoke/fire/ Emergency conditions i.e. serious injury.
- The emergency siren will Wail for 1 minute for 15 seconds repeating after every 5 seconds (3 times Only).
- The performance of mock drill will be evaluated to test
 - (a) the effectiveness of the communication system;
 - (b) the speed of mobilization of the plant emergency teams;
 - (c) the effectiveness of search, rescue and treatment of casualties;
 - (d) the emergency isolation and shut down and remedial measures taken on the system; and (e) the conducting of a full rehearsal of all the actions to be taken during emergency through an "Observer".
- The evaluation results of mock drill and attendance shall be recorded by Observer and submitted to Head- Security for onward submission to Unit Head.
- Such exercise for implementation of On-site Emergency Plan shall be compulsory for all those who are responsible for the execution of On-site emergency plan.
- The on-site emergency plan shall be reviewed and revised, if necessary, every year from the date of issue based on the experience gained from the mock drills or inputs.

Mock Drill Record

MEDICAL EMERGENCY RESPONSE (MOCK) DRILL		REPORT
Type of Emergency:		
Objective:		
Mock Drill Coordinator: Mock		
Drill Observer:		
1	Exact Location Where Drill Conducted	
2	Date & Time of Drill	
3	Reporting Time	
4	Reported by	
5	Emergency Services Response time	
6	Any injury reported	
7	Exercise done by Emergency services	

Issue Date: 01.08.2023	Issue: 09	Rev. Date of Issue: 3 rd Oct 2025
------------------------	-----------	--

8	Time of Assembly of site worker			
9	Time of Closure Meeting			
10	Time of Emergency Drill Completed			
11	Mock Drill finding brief by			
12	Observations during Drill:			
	Gaps Identified	Action Required	Action by	Action Taken/ Date of Compliance

Signatures:

Mock drill Coordinator

Safety Head

11. FIRE FIGHTING FACILITIES

SN	Equipment Name	Qty
1	Fire Hydrant	8
2	Fire Extinguisher	82
3	Fire Sand Bucket Stand	6
4	Fire Sand Bucket	19
5	Fire Hose Boxes	2
6	Fire Hoses	10
7	Electrical Pump	1

12. FIRST AID BOX:

We have a first aid boxes at following locations:

JK Cement Works				
SN		Location	Department	FAB Incharge
1	FAB/2023/01- JKC	Security Gate	Security	Prem Shekhawat
2	FAB/2023/02 - JKC	Admin Building	Mechanical	Niranjan Jain
3	FAB/2023/03 - JKC	Sub-station	Electrical	Deepak Deora
4	FAB/2023/04 - JKC	CCR	Production	Anil Kumar

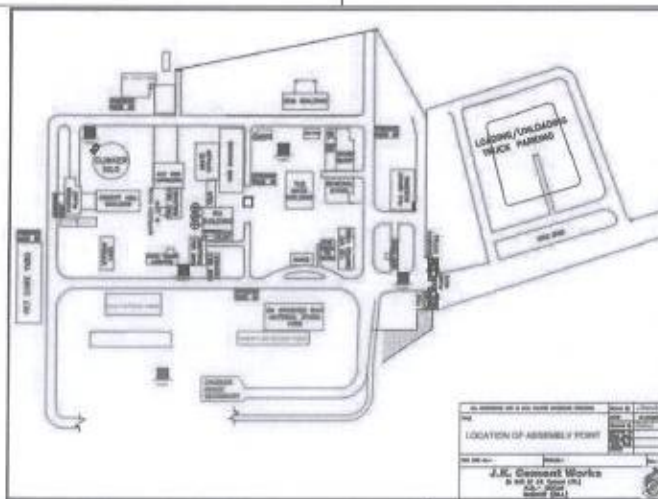
Issue Date: 01.08.2023	Issue: 09	Rev. Date of Issue: 3 rd Oct 2025
------------------------	-----------	--

5	FAB/2023/05 - JKC	Packing Plant	Tile Grout	Pradeep Mundel
6	FAB/2023/06 - JKC	QC	QC Department	Dinesh Jangid
7	FAB/2023/07 - JKC	Crusher	Mechanical	Dileep Singh

13. ASSEMBLY POINTS

We have 5 numbers of assembly points at following locations:

1. Lawn near weigh bridge	2. Near Raw Mill Building
3. Infront of Canteen	4. Near Clinker Silo
5. Crusher	



14. LIST OF MEDICINES WITH QUANTITY KEPT IN EACH FIRST AID BOX - CONTENTS:

ITEM NAME	QTY
Bandage 5 Cm/7cm Roll	2
Bandage 9 Cm Roll	2
Betadine Solution 100 MI	1
Soframycin Cream 30 Gm	1
Surgical Cotton 20 Gm Roll	1
Band Aid Flexi	10
Creap Bandage 6cm/8cm/10 Cm	1
Eye Drops	1
Scissor	1

15. EXTERNAL AGENCIES COMMUNICATION IF REQUIRED

SN	Agency	Distance (KM)	Telephone No.	
			Office	Residence
1	Primary Health Centre, Gotan	2	-	-
2	ESI Hospital	2	-	-
3	Police Station, Gotan	2	231064	-

4	District Collector Nagaur	80	01582-241444	01582-241555
5	Superintend of Police Nagaur	80	01582-242464	01582-242454
6	Inspector of Factories & Boilers, Makarana	88	01588-241348	-
7	Pollution Control Board, Jaipur	245	0141-2711263	-
8	Chief Medical Officer, Nagaur	80	01582-240844	-
9	Panchayat Gotan	2	01591-231158	-
10	Fire Brigade, Merta City	32	01590-220128	-
11	Fire Brigade, Nagaur	80	01582-240810	-
12	AVVNL, GSS Merta City	32	01590-220129	-
13	AVVNL, GSS, Gotan	1	231124	-
14	PHED, Gotan	2	231312	-

16. LIST OF RESCUE EQUIPMENT

(WORK AT HEIGHT)				
Sr. No	Particular	Qty	Purpose	Location
1	Rescue Harness	3	Work At Hight Rescue	Fire Tender
2	Work Positioning Lanyard	2	Work At Hight Rescue	Fire Tender
3	Rope	4	Work At Hight Rescue	Fire Tender
4	Fall Arrestor	2	Work At Hight Rescue	Fire Tender
5	Anchorage Web Sling	2	Work At Hight Rescue	Fire Tender
6	Karabiner	4	Work At Hight Rescue	Fire Tender
7	Knife	1	Work At Hight Rescue	Fire Tender

(CONFINED SPACE)				
Sr. No	Particular	Qty	Purpose	Location
1	Folding Stretcher	1	Confiend Space Rescue	Fire Tender
2	Rope	4	Confiend Space Rescue	Fire Tender
3	SCBA	2	Confiend Space Rescue	Fire Tender
4	Tripod with Winch	1	Confiend Space Rescue	Fire Tender

17. LIST OF FIRST AIDERS

S.No	Name	Department	Contact Number	Ecode
1	Rakesh Dukiya	Civil	9887879021	
2	Kamal Vaishnav	Electrical	9001033325	6100240

Issue Date: 01.08.2023	Issue: 09	Rev. Date of Issue: 3 rd Oct 2025
------------------------	-----------	--

Doc. No.: ERP/2023/02	Emergency Preparedness and Response Plan Unit – JK Cement Works, Gotan	Page 33 of 36
-----------------------	---	---------------

3	Virendra Kumawat	Electrical	9116611078	6100268
4	Sandeep Choudhary	HR	9773361278	13002836
5	Yogesh Nagar	Instrumentation	9001092687	6100250
6	Ajay Kumar	Instrumentation	9602698124	6200184
7	Rajesh Kumar Rathore	Instrumentation	7742090495	5100011
8	Satyendra Kumar Pandey	Instrumentation	9001093868	6100076
9	Shaitan Singh	Instrumentation	8005766757	FT
10	Rajeev Rai	Kiln	7742090575	5100017
11	Bhanwar Puri	Kiln	7297027997	
12	Ram Lal	Kiln	9875117802	
13	Shafik Ali	Legal & Liasion	9001096618	6100215
14	Rahul Bhardwaj	Mechanical	9634438304	7910582
15	Om Prakash Joshi	Mechanical	9001092615	6100074
16	Niranjain Jain	Mechanical	7742090552	5100016
17	Dileep Singh	Mechanical	7742090556	5100031
18	Sachin Kumar	Mechanical	6375426391	
19	Dinesh Chouhan	Mechanical	8529419053	
20	Shalini Babu	Medical Services	9358824540	13000899
21	Nitesh Gupta	Medical Services	9358824538	13000896
22	Khalil Ahamad	Medical Services	9875046898	13000897
23	Jay Prakash	Medical Services	9460590470	13000898
24	Rahul Sain	NPD & Putty Lab	9001092645	6100191
25	Brij Gopal Sewag	NPD & Putty Lab	9001092642	6100124
26	Lalit Garg	Packing Plant	9166164468	6100174
27	Dhanraj Choudhary	Packing Plant	9001092628	6100161
28	Navneet Patodi	Packing Plant	8905993794	
29	Shubham Arora	PM Cell	6376281811	13002419
30	Anil Kumar	Production	9784592176	5100060
31	Vijay Soni	Production	9001490400	6100220
32	Jai Prakash Ojha	Production	9460590470	6100136
33	Bharat Singh	Production	9216828371	
34	Bhagirath	Production	9602862743	
35	Ashok Prajapat	Production	9660224745	
36	Rameshwar Khokhar	Production	8432542556	

Issue Date: 01.08.2023	Issue: 09	Rev. Date of Issue: 3 rd Oct 2025
------------------------	-----------	--

37	Manish Todwal	Project	9001092639	6100141
38	Pankaj Goutam	Project	7742090485	5100068
39	Aradhya Sharma	Project	9001093823	6100128
40	Anu Kumari	Putty Lab	9773361271	
41	Anil Kumar	Putty Plant	9001092650	6100178
42	Amit Kumar Sharma	Putty Plant	9001092647	6100177
43	Jagdish Nai	Putty Plant	9116016510	6100248
44	Gajendra Singh Shekhawat	Putty Plant	8209045285	13000638
45	Bharat Kumar	Putty Plant	9001092651	6100190
46	Sanjay Muwal	Quality Control	7742090568	5100009
47	Hemant Pareek	Quality Control	7742094923	5100083
48	Bal Mukund Sen	Quality Control	7742090573	5100069
49	Balwant Singh	Security	9592086504	
50	Abdul Khan	Security	9001092681	6100133
51	Laxman Singh	Security	7024153661	9000008
52	Sanjay Kumar Sharma	Store	7742090592	5100045
53	Ram Raj Beda	TPP	7742090497	5100020
54	Shubham Srivastava	TPP	9461245469	5100078

18. LIST OF RESCUERS

#	Name of Rescuers	Department	Agency	Mobile
01	Rameshwar Lal	Production	M/s Ram Nath	9571898402
02	Laxman Singh	Production	M/s A to Z Engg. service	9828813302
03	Nepal Singh Chouhan	Production	JKWC	9691986378
05	Mukesh Kathat	Electrical	JKWC Parmanent Worker	9001520987
05	Mahesh Bhambi	Electrical	JKWC Parmanent Worker	9928391867
06	Mahendra Sikhval	Electrical	M/s Tara Ram Suja Ram	8555518245
07	Ram Prasad Prajapat	Electrical	JKC Parmanent Worker	9460332493
08	Anshu Sharma	Electrical	JKWC	9001093831
09	Omprakash Gurjar	Electrical	JKWC	9001093862
10	Sanjeev Mundel	Electrical	JKWC	7742090494

11	Kamlesh Choudhary	Electrical	JKWC	7742094924
12	Ashok Yadav	Mechanical	M/s Azad Fabricators	7568459129
13	Prakash	Mechanical	M/s Hamida Engg.	9460272178
14	Dilip Kumar	Mechanical	JKWC	9001093885
15	Vijay Khandelwal	Mechanical	JKWC	9001092621
16	Khiya Ram	Security	M/s SIS Security	7023140781
17	Bhera Ram	Security	M/s SIS Security	8107443288
18	Prem Singh Shekhawat	Security	JKWC	7728058237
19	Balwant Singh	Security	JKWC	9592086504
20	Mukesh Patel	Safety	JKWC	9888388860
21	Prakash Gujar	PM Cell	JKWC	9001092617
22	Lalit Garg	Packing Plant	JKWC	9001092629
23	Dhanraj Choudhary	Packing Plant	JKWC	9001092628
24	Bharat Kumar	Putty Plant	JKWC	9001092651
25	Praveen Singh	Putty Plant	JKWC	7024153669
26	Dinesh Kumar Jangid	QC	JKWC	9784594395
27	Arvind Purohit	Putty Lab	JKWC	9001092641
28	Kuldeep Singh	HR	JKWC	9001093792
29	Hitesh Gupta	HR	JKWC	9001092634
30	Shubham Srivastava	PM Cell	JKWC	7742090562
31	Ramraj Beda	TPP	JKWC	7742090497
32	Anil Kumar	Fire	M/s SIS Security	9001093851
32	Kamal Singh	Fire	M/s SIS Security	7725916945
34	Naredra Kumar	Fire	M/s SIS Security	8094471080
35	Jitendra Kumar	Fire	M/s SIS Security	8432585085
36	Ankit Yadav	Fire	M/s SIS Security	8955031747
37	Girdhari Lal	Fire	M/s SIS Security	6350319068

19. LIST OF PERSONAL RELATION OFFICERS (PRO)

Name and contact details of communication officers, who will communicate and meet with family in case of emergency with the members of injured person and will communicate them about compensation amount and other information:

#	Name of PRO	Contract Number
01	Girraj Sharan Sharma	9887550575

Doc. No.: ERP/2023/02	Emergency Preparedness and Response Plan Unit – JK Cement Works, Gotan	Page 36 of 36
-----------------------	---	---------------

-0-0-00-0-0-

Issue Date: 01.08.2023	Issue: 09	Rev. Date of Issue: 3 rd Oct 2025
------------------------	-----------	--

Plant/ Site	Employee Name	Employee Code	AUDIDMETRY	Blood Group	DISTANT VISION LEFT	DISTANT VISION RIGHT	ECG REPORT	HEIGHT	NEAR VISION LEFT	NEAR VISION RIGHT	SPIROMETRY	WEIGHT
Line-2	Anand Kumar Soni	5100038	MIL LE	O+VE	6/6 C GLS	6/6 C GLS	NORMAL	175	N-6 C GLS	N-6 C GLS	MILD REST	80
Line-2	Anil Kumar	5100059	NORMAL	O+VE	6/6	6/6	NORMAL	176	N-6	N-6	NORMAL	84
Line-2	Arun Kumar	5100060	NORMAL	B+VE	6/6 GLS	6/6 GLS	NORMAL	166	N-6 GLS	N-6 GLS	NORMAL	80
Line-2	Arunabh Bhan Oha	5100015	NORMAL	O -VE	6/6	6/6	NORMAL	178	N-6	N-6	NORMAL	96
Line-2	ANKIT AGARWAL	5100086	NORMAL	B+VE	6/6 C GLS	6/6 C GLS	NORMAL	173	N-6 C GLS	N-6 C GLS	MILD REST	63
Line-2	Ashok Kumar Chhaparwal	5100012	NORMAL	O+VE	6/6	6/6	NORMAL	170	N-6	N-6	MILD REST	94
Line-2	Bal Mukund Sen	5100069	NORMAL	O+VE	6/6	6/6	NORMAL	168	N-6	N-6	MILD REST	93
Line-2	Bhawani Lal Dhakar	5100049	NORMAL	AB+VE	6/6	6/6	NORMAL	173	N-6	N-6	NORMAL	70
Line-2	Dishdeep Singh	5200024	NORMAL	AB+VE	6/6 C GLASS	6/6 C GLASS	NORMAL	160	N-6 C GLASS	N-6 C GLASS	NORMAL	72
Line-2	Deepak Deyga	5100025	NORMAL	A+VE	6/6	6/6	NORMAL	176	N-6	N-6	NORMAL	81
Line-2	Dharatiraj Chouban	5200001	NORMAL	O+VE	6/6 GLS	6/6 GLS	NORMAL	167	N-6 GLS	N-6 GLS	NORMAL	88
Line-2	Dharmesh Sharma	5100052	NORMAL	B+VE	6/6	6/6	NORMAL	165	N-6	N-6	NORMAL	64
Line-2	Dileep Singh	5100031	NORMAL	AB+VE	6/9 C GLS	6/9 C GLS	NORMAL	167	N-6 C GLS	N-6 C GLS	NORMAL	91
Line-2	Dilip Bhargava	5100081	NORMAL	B+VE	6/6	6/6	NORMAL	171	N-6	N-6	NORMAL	85
Line-2	Dinesh Kumar Jangid	5100006	NORMAL	B+VE	6/6	6/6	NORMAL	183	N-6	N-6	NORMAL	87
Line-2	Dr.Ranjeet Kumar Bagaria	5100021	NORMAL	B+VE	6/6 C GLS	6/6 C GLS	NORMAL	172	N-6 C GLS	N-6 C GLS	MILD REST	74
Line-2	Fed Singh Rathore	5200008	NORMAL	B+VE	6/6 C GLS	6/6 C GLS	NORMAL	171	N-6	N-6	NORMAL	81
Line-2	Gopak Lal Sharma	5100097	NORMAL	A+VE	6/6	6/6	NORMAL	185	N-6	N-6	NORMAL	95
Line-2	Govind Sharma	5200038	NORMAL	O+VE	6/6 GLS	6/6 GLS	NORMAL	172	N-6 GLS	N-6 GLS	NORMAL	87
Line-2	Hari Singh	5200010	NORMAL	A+VE	6/9 C GLASS	6/9 C GLASS	NORMAL	172	N-6 C GLASS	N-6 C GLASS	NORMAL	71
Line-2	Hemant Pareek	5100083	NORMAL	O+VE	6/6 GLS	6/6 GLS	NORMAL	173	N-6 GLS	N-6 GLS	NORMAL	81
Line-2	Indev Singh Rathore	5200003	NORMAL	A-VE	6/6	6/6	NORMAL	166	N-6	N-6	NORMAL	74
Line-2	Kailash Chandra Sikhiwal	5200013	NORMAL	B+VE	6/6	6/6	NORMAL	175	N-6	N-6	NORMAL	96
Line-2	KAMLESH CHOUDHARY	5100084	NORMAL	A-VE	6/6	6/6	NORMAL	172	N-6	N-6	NORMAL	86
Line-2	Kodhar Mal Kurmi	5100026	NORMAL	O+VE	6/6	6/6	NORMAL	180	N-6	N-6	NORMAL	98
Line-2	Kishore Singh	5100019	NORMAL	O+VE	6/6	6/6	NORMAL	171	N-6	N-6	NORMAL	63
Line-2	Kstur Bhakar	9000030	NORMAL	O+VE	6/6	6/6	NORMAL	168	N-6	N-6	NORMAL	63
Line-2	Mahavir Gushal	5100094	NORMAL	O+VE	6/6 C GLS	6/6 C GLS	NORMAL	160	N-6 C GLS	N-6 C GLS	NORMAL	71
Line-2	MASTER SHYVRAI DHAKAR	13004630	NORMAL	A-VE	6/6 CGLASS	6/6 CGLASS	NORMAL	181	N-6 CGLASS	N-6 CGLASS	NORMAL	87
Line-2	Mohit Tiwari	5100096	NORMAL	B+VE	6/6	6/6	NORMAL	180	N-6	N-6	NORMAL	82
Line-2	Narendra Singh	5200025	NORMAL	O+VE	6/9 C GLASS	6/9 C GLASS	NORMAL	172	N-6 C GLASS	N-6 C GLASS	NORMAL	88
Line-2	Naranjan Jain	5100016	NORMAL	AB+VE	6/6 GLS	6/6 GLS	NORMAL	160	N-6	N-6	NORMAL	58
Line-2	Pankaj Goultam	5100068	NORMAL	B+VE	6/6 GLS	6/6 GLS	NORMAL	178	N-6 GLS	N-6 GLS	NORMAL	79
Line-2	PRADEEP KUMAR BAUS	13004516	NORMAL	A+VE	6/6 GLS	6/6 GLS	NORMAL	167.5	N-6 GLS	N-6 GLS	NORMAL	69
Line-2	Pradheep Mundel	5100005	NORMAL	O+VE	6/6	6/6	NORMAL	183	N-6	N-6	NORMAL	74
Line-2	Prahlad Ram Godara	5100036	MIL BE	O+VE	6/6 CGLASS	6/6 CGLASS	NORMAL	170	N-6 CGLASS	N-6 CGLASS	NORMAL	85
Line-2	Rajeev Rai	5100017	MIL RE	O+VE	6/9 C GLS	6/9 C GLS	NORMAL	171	N-8 C GLS	N-8 C GLS	MILD REST	59
Line-2	Rajesh Kumar Rathore	5100031	MIL LE	B+VE	6/6	6/6	NORMAL	158	N-6	N-6	NORMAL	60
Line-2	RAKESH KUMAR ARVA	5100093	NORMAL	B+VE	6/6 C GLS	6/6 C GLS	NORMAL	183	N-6 C GLS	N-6 C GLS	NORMAL	80.5
Line-2	Ram Jeevan Choudhary	5200026	NORMAL	A+VE	6/6 GLS	6/6 GLS	NORMAL	166.5	N-6	N-6	NORMAL	66
Line-2	Ram Lal Prajapati	5200035	MIL BE	O+VE	6/6 C GLS	6/6 C GLS	NORMAL	171	N-6 C GLS	N-6 C GLS	MILD REST	75
Line-2	Ram Raj Beda	5100020	NORMAL	B+VE	6/6 C GLASS	6/6 C GLASS	NORMAL	162	N-6 C GLASS	N-6 C GLASS	NORMAL	92
Line-2	Ramesh Chand Sharma	5200002	NORMAL	O+VE	6/6	6/6	NORMAL	170	N-6	N-6	NORMAL	72
Line-2	Rameshwar Lal Saini	5200021	MIL BE	O+VE	6/6	6/6	NORMAL	152	N-8	N-8	NORMAL	46
Line-2	Razi Khanalwal	5100065	NORMAL	O+VE	6/6	6/6	NORMAL	160	N-6 C GLASS	N-6 C GLASS	NORMAL	62
Line-2	RDHIT SINGH RATHORE	5100087	NORMAL	A+VE	6/6	6/6	NORMAL	163	N-6	N-6	NORMAL	70
Line-2	SANJAY KUMAR DUBE	5100085	NORMAL	A+VE	6/6 CGLASS	6/6 CGLASS	NORMAL	172	N-6 CGLASS	N-6 CGLASS	NORMAL	62
Line-2	Santosh Kumar Sharma	5100045	NORMAL	A+VE	6/6	6/6	NORMAL	178	N-6	N-6	NORMAL	94
Line-2	Sanjay Mawal	5100009	NORMAL	AB + VE	6/6	6/6	NORMAL	182	N-6	N-6	NORMAL	79
Line-2	Sanjay Mundel	5100008	NORMAL	A+VE	6/6 C GLASS	6/6 C GLASS	NORMAL	175	N-6 GLS	N-6 GLS	NORMAL	72
Line-2	SHANTANU SINGH RAJPUT	5200046	NORMAL	A+VE	6/6	6/6	NORMAL	167	N-6	N-6	NORMAL	85
Line-2	SOUBHAB AIMERA	13005595	NORMAL	A+VE	6/6	6/6	NORMAL	167	N-6	N-6	NORMAL	53
Line-2	SIBAWAN KUMAR BENUWAL	5200004	NORMAL	O+VE	6/6	6/6	NORMAL	169	N-6	N-6	NORMAL	63
Line-2	SURENDER SINGH SHAKTAWAT	5100090	NORMAL	A -VE	6/6	6/6	NORMAL	183	N-6	N-6	NORMAL	80
Line-2	Tarun Kumar Chigga	5200042	NORMAL	A+VE	6/6	6/6	NORMAL	178	N-6	N-6	NORMAL	77
Line-2	Tijla Ram Dewasi	5200039	NORMAL	A+VE	6/6	6/6	NORMAL	166	N-6	N-6	MILD REST	73
Line-2	TRILOK KUMAR	13003983	NORMAL	B +VE	6/6 GLS	6/6 GLS	NORMAL	172	N-6 GLS	N-6 GLS	NORMAL	87
Line-2	UMA SHANKAR MEHTA	5100073	NORMAL	B+VE	6/6 C GLASS	6/6 C GLASS	NORMAL	164	N-6 C GLASS	N-6 C GLASS	NORMAL	67
Line-2	Vikas Pallwal	5100058	NORMAL	B+VE	6/6	6/6	NORMAL	176	N-6	N-6	NORMAL	86



CSR ACTIVITIES, JK Cement Gotan



CSR Spent FY 2025-26



Total Spent 2025-26
84 Lakh, 94 Thousand



#	Thematic Area	Major Project	Total Spent FY 2025-26
1	Healthcare	<ul style="list-style-type: none"> Distribution of nutrition kit to TB patients Mega Eye Camp where Eye check-up of 700+ patients and 97 elders cataract operation performed Women's day Mega Health Camp 200+ Women Health diagnose and advice the treatment 	7,21,200
2	Education	<ul style="list-style-type: none"> Providing Water Dispenser and to Govt. School Digital Learning centre at gram panchayat Computer lab at Dhanpa Upper primary girls school Safe Rider League under the Road safety awareness and helmet distribution to youth 	6,66,634
3	Rural Development	<ul style="list-style-type: none"> Beautification work at Crematorium Gaushala Livestock Shed Development SP Office Waiting area development DYSP Office Merta Waiting area development 	43,54,202
4	Environment	<ul style="list-style-type: none"> Installation of 150 Solar light and 200 Benches across the panchayat Mega Cleaning drive under employee engagement Bus sta 	



Major Project Update

#	Focus area	Name of the project	Proposal approved (Yes or No)	Project status (ongoing or completed)	Progress report (write up on output/outcomes)	Mode of Implementation
1	Health	Major Eye camp with cataract surgery of needy person	Yes	Completed	Project completed Organized a Eye camp and done 700 eye checkup with basic health check-up BP, sugar, ECG and completed a 97 cataract operation	Direct
2	Health	26th Jan Republic day parade health department Flote support	Yes	Completed	CHMO department Nagaur present the best practice into health for nagaur district thorough flote at 26th january where JK cement support them as a knowledge partner for slogan messages, branding and vehicle support.	Direct
3	Education	26th Jan celebration with NUT Basti primary school	Yes	Completed	26th Jan celebrate with NUT basti primary school where very marginalized community students are studying	Direct
4	Education	Road safety awareness	Yes	Completed	Promote a Road safety with sports where distribute a 125 helmet, a major bike rally, road safety pledge with school students performed	Direct






Eye Camp





Road Safety Cricket League, Helmet distribution and Bike Rally





26th Jan Health department float



NUT Basti Sweater Distribution for Students





Major Project Update

#	Focus area	Name of the project	Proposal approved (Yes or No)	Project status (ongoing or completed)	Progress report (write up on output/outcomes)	Mode of Implementation
1	Environment	Plastic Bank Installation and Employee Engagement	Yes	Completed	Plastic Bank Installation at Gotan girls school purpose is through is engagement spread the awareness into the community about single plastic waste dangerous to community, through the employee engagement conduct a handover ceremony and awareness session at school where JK employee and HR ADMIN HEAD participate	Direct
2	Social Development	20 Fan handover to Gaushala	Ladies club gives these fan through club members funding	Completed	Two Gaushala Talanpur and Tukliya giving the 20 fan by JK ladies club	Direct



Building Sustainable Communities – CSR at Gotan



Plastic Bank Installation at Govt. Girls School Gotan to promote Plastic Waste Management.



Fan Distribution at Talanpur and Tunkaliya Gaushala by JK Ladies club to Support Animal Welfare



Major Project Update

SL No	Focus area	Name of the project	Proposal approved (Yes or No)	Project status (ongoing or completed)	Progress report (write up on output/outcomes)	Mode of Implementation
1	Health	Women's Day Mega Health Camp	Yes	Completed	8 th March on the occasion of Women's day organize a MEGA health camp where 7 doctors team coming from Ahmedabad and done medical check-up of around 200+ Women's	Direct
2	Education	Madupati Singhnia Vachnalay Inauguration	Yes	Completed	20 th March Inauguration of YADUPATI SINGHINIA VACHNALAY completed in the presence of more than 1000 Villagers, sarpanch, BDO and JK cement unit head this is a Learning center at Khadwasdo ki dhani which panchayat first Public private partnership between panchayat and JK cement jointly support this initiative	Direct
3	Education	Dhanpa Computer Lab Inauguration and Bag Stationary Department	Yes	Completed	28 th March Inauguration of Computer lab at Dhanapa girls school purpose is to give digital learning space to school girls and provide them Bags stationary for helping the studies	Direct
4	Environment	Mega Cleaning Drive at Gotan Crematorium and Bus stand with 150+ Employee engagement	Yes	Completed	25 th March Organize a 5 days Mega cleaning drive under the employee engagement activity where 150+ employee giving 400 hrs.+ contribution into the mega cleaning drive along with the TOP leadership	Direct
5	Rural Infrastructure	Installation of 15 Solar Light and 10 Cement Benches across the Panchayat location	Yes	Completed	Installation of 15 Solar Lights and 20 Benches to improve the Rural infrastructure facility across the village like Gotan, tukliya, dhanapa, panchayat	Direct
6	Rural Infrastructure	Gaushala Painting and Electrification work Guru Narayandas Gausahala Chepia Nada	Yes	Completed	Newly Constructed Narayandas Gaushala Chepia Nada Painting and Electrification work based on request from Panchayat and Management	Direct



Glimpse of Activities



Yadupati Singhania Vachnalay



Women's Day Health Camp



Computer Lab Girls School



Bag and Stationary Distribution



Mega Cleaning Drive


Glimpse of Activities



Gaushala Painting and
Electrification



Cement Benches across the
Panchayat location



Solar Light Installation



Recognition by School
Department Rajasthan



Recognition by Panchayat



Media Coverage



Major activities under CSR initiative

#	Thematic Area	Major Project	What was done	Outcome / impact
1	Healthcare	Distribution of nutrition kit to TB patients	<ul style="list-style-type: none">93 nutrition kit provided to block health office Merta to provide this to 93 TB patients.Mega Eye Camp 700 Eye check-up and 97 Cataract operation under the initiativeWomen day Mega Health camp for women's 7 Doctor team from Ahmedabad	Improved nutritional intake and treatment adherence among 93 TB patients under the Pradhanmantri TV mukt abhiyan, supporting faster recovery and better health outcomes."
2	Rural Development	Providing Water Dispenser to Govt. School	Water dispenser has been provided to Govt. College, Gotan for providing cool drinking water to the students.	Ensured access to safe and cool drinking water for students of Government College, Gotan, improving hydration, comfort, and overall well-being on campus
3	Rural Development	Beautification work at Crematorium	Beautification of crematorium has been started in which repairment of walls, plaster work, 600 plantation work, mesh work etc. has been started.	Upgraded crematorium infrastructure through repairs and plantation, improving community experience and hygiene.
4	Rural Development	Installation of Solar light and Benches across the panchayat	Installed 122 solar street lights across the Panchayat to improve night-time visibility and enhance public safety and 125 Benches for comfortable sitting facility for community	The initiative promotes the contributes to lowering carbon emissions while ensuring sustainable community

Major activities under CSR initiative

Key Achievements

- Awarded by Ministry of Health & Family Welfare Govt. Of India on District Level for Distribute TB Kit under प्रधानमंत्री टीबी मुक्त भारत अभियान
- Safe and clean drinking water access ensured for **students through installation of water dispenser at a Government School.**
- **Crematorium beautification work initiated**, improving cleanliness, dignity, and community infrastructure.
- **122 solar street lights installed across the Panchayat**, enhancing night-time visibility, public safety, and use of renewable energy.
- Contribution to **improved health, sanitation, and sustainable rural infrastructure**, positively impacting community well-being.





Glimpse of CSR Activities



Nut Basti Sweater distribution




Cement Benches Installation at villages



Solar light Installation at villages







Plantation drive Media Coverage

जे के सहयोग से बालिका स्कूल में पौधारोपण किया



गोटन (कास)। जे के व्हाइट सीमेंट वर्क्स द्वारा यूनिट हैट डॉ सचिन गुप्ता के नेतृत्व में एक बृहद पौधारोपण अभियान का शुभारंभ किया गया। इस अभियान का मुख्य उद्देश्य राजस्थान सरकार की मासिकारोके हरियाले उपस्थान और एक

उपस्थान में राजकीय बालिका स्कूल में पौधारोपण कार्यक्रम का आयोजन किया गया। इस अवसर पर गोटन के सभी अधिकारी और छात्राओं ने उत्साहपूर्वक भाग लिया और अपने हाथों से पौधे रोपकर पर्यावरण संरक्षण का योगदान दिया।

इस कार्यक्रम में लायंस क्लब अल्बर्ट प्रेवेंसिब सिरोही, कोकण्डख रणमण्डलन विभाग, और क्लब के मासिकारोके डॉ सचिन गुप्ता शामिल बढकर सदस्य तुलसीदेव टाक, स्कूल प्रधानाचार्य रामचंद्र कश्यप, जे के व्हाइट सीमेंट वर्क्स के तकनीकी प्रमुख प्रमुख स्वर्ण रिवाही, वाणिज्य प्रमुख तुषार साहनी सहित कई उपस्थान नगरिक, विद्यार्थ्य को अभ्योपकारो सह छात्रो उपस्थित रहे।

लायन्स क्लब द्वारा रामनगर स्कूल में पौधारोपण किया



गोटन (कास)। निकटवर्ती रामनगर स्थित राजकीय उच्च श्रार्यािक विद्यालय में जे के व्हाइट सीमेंट वर्क्स के सहयोग से लायन्स क्लब द्वारा राज्य सरकार के हरियाली उपस्थान अभियान के तहत विद्यार्थ्य परिस्तर में 51 पौधे लगाए गए। इस अवसर पर

दैनिक भास्कर

2025-07-30
मेड़ता भास्कर (2)

गोटन के स्थान भूमि में पौधारोपण कार्यक्रम आयोजित



गोटन, समुदायिक स्थान भूमि में पौधारोपण करते लोग।

गोटन। कस्बे की स्थान भूमि में पौधारोपण कार्यक्रम आयोजित किया गया। विनीत पांडे ने बताया कि पर्यावरण संरक्षण के साथ-साथ स्थान भूमि के सौंदर्यकरण के लिए उपस्थान सरकार के 'एक पेड़ एक नाम' अभियान के तहत पौधे रोपकर उनके संरक्षण का संकेत दिया। इस दौरान गोटन सरपंच भंडार लाल जर्मिया, लोग उपस्थित रहे।



जे के व्हाइट सीमेंट वर्क्स द्वारा गौशाला परिसर में पौधारोपण



गोटन (कास)। जे के व्हाइट सीमेंट वर्क्स द्वारा राज्य सरकार के हरियाली उपस्थान अभियान के तहत यूनिट हैट डॉ. सचिन गुप्ता के मार्गदर्शन में टूंकलिया रोड पर स्थित श्रीकृष्ण गौशाला परिसर में एक बृहद पौधारोपण कार्यक्रम का आयोजन किया गया जिसमें 150 पौधे लगाए गए। इस कार्यक्रम में लायंस क्लब गोटन ने अपना सहयोग प्रदान किया।

इस अवसर पर जे के व्हाइट सीमेंट वर्क्स के यूनिट हैट डॉ सचिन गुप्ता, टैक्निकल हैड राजकुमार बंसल, मानव संसाधन प्रमुख

मनीष तिवारी, वाणिज्य प्रमुख तुषार साहनी, सिविल हैड राजेशसिंह, सीएसआर प्रतिनिधि विनीत पांडे, सिन्मोरेटी हैड मेजर नानुराम, उपस्थान प्रदूषण निवंत्रण बोर्ड के अधिकारी मनीष, लायंस क्लब के अध्यक्ष प्रेमसिंह सिरोही, सदस्य रामप्रकाश जोशी, जगदीश सिखवाल, अक्षय सुनी, रामदीन जांगिड़, रामस्वरूप सोनी, नागरिक श्रीराम रिणवा, उदयसिंह राजपुरोहित, चन्द्रशेखर सिखवाल ने भी सक्रिय भागीदारी निभाई। गौशाला प्रबंध समिति की ओर से सहयोगी श्रीराम रिणवा ने आभार प्रकट किया।



Environment Policy

Policy No: FY25/CESD/04
Supersedes: Environment Policy (01)
Pages: 1 of 1
Date of Issue: 23/01/2025
Effective Date: 23/01/2025

Environment Policy

JK Cement Limited (JKCL) promotes environmental protection as a core value in its operations. The company is dedicated to maintain a clean, green, and healthy environment by adhering to responsible practices and continuously improving its efforts in sustainability and resource conservation. JKCL is committed to:

- Ensure full compliance with all relevant laws, regulations, industry standards, and best practices, while adopting any additional measures necessary to go beyond regulatory expectations.
- Make environmental due diligence a core requirement for all upcoming Greenfield and Brownfield projects ensuring the protection of human health and the environment.
- Ensure clearly defined roles and responsibilities for all personnel involved in managing, performing, and verifying activities related to environmental and occupational health & safety (OH&S).
- Optimize resource utilization to enhance environmental management and ensure effective operation of pollution control equipment.
- Implement advanced technologies and robust practices to minimize emissions from our operations, ensuring compliance with regulatory standards & go beyond compliances.
- Set clear, measurable objectives and targets aimed at reducing environmental impacts, such as greenhouse gas (GHG) emissions, air pollutants, and other critical parameters, promoting a culture of continuous improvement.
- Review all active goals and targets at a minimum every 05 years to ensure consistency in our progress. Targets shall be recalculated and revalidated as necessary to align with evolving regulations and requirements.
- Continuously monitor and enhance environmental performance across all units in the areas of air, water, and waste through regular reviews, inspections, and audits.
- Build awareness among all stakeholders on environmental issues and compliance with relevant regulations through training and regular capability building sessions.
- Continuously enhance the effectiveness of our environmental management through a systematic approach for preventing, mitigating, and controlling environmental impacts, across our operations.

The policy shall be reviewed and updated as necessary to align with evolving regulations and best practices. Any amendments will be communicated to all stakeholders in a timely manner.

Approved By:

A.K. SARAOGI
Deputy Managing Director & CFO

