Building a greener world



Building a greener world

Within the context of accelerating climate change and the urgent need for action, one of mankind's greatest challenges is to find alternate paradigms for development and human progress that balances the needs of both man and nature.

It is at this cusp of change that India is emerging as a self-reliant world power, one of the youngest nations in the world with a growth rate that beats all other emerging economies. India's growth will take the form of new roads, railways, bridges and other connectivity networks. It will also mean mass housing, spreading industrial and commercial infrastructure – all of which will require cement.

We, at JK Cement, have built our capabilities to assist India in building a greener tomorrow and a sustainable world. As one of the largest producers of 'green' cement in the country, we have embedded sustainability deep within our growth strategy and use it as the fulcrum for all that we plan to do in the future. Our goal of making cement with more than three-fourths of renewable power feed is one of the most ambitious in the world and we are well on target to achieving this. Our sustainable progress will show the way for many others, which only strengthens our resolve to achieve our green agenda.

Creating a sustainable supply chain

52

Contributing to the development of India's hi-tech medical research capabilities

60

Energy and Climate Change

64

Turning to bamboo for a sustainable way out of the fossil fuel loop

68

Preserving local biodiversity, greening arid zones: How JK Cement is helping to build a greener tomorrow

74

Renewing water sources: Vision of a greener tomorrow

96



Read more online at
jkcement.com

Contents

02 World of JK Cement
02 About our Integrated Report
03 Performance highlights FY 2021-22
04 About us
06 What defines us
07 Our memberships and associations
08 Product range
10 Geographic presence
12 Marquee Projects Snapshots

14 Leadership messages
14 Managing Director's message
16 Deputy Managing Director and CEO's message

18 Value-creation approach
18 Value-creation approach
20 Stakeholder engagement
22 Materiality assessment
24 Risk management
34 Strategic objectives
36 Sustainability strategy

42 Capital wise performance
42 Financial Capital
46 Manufactured Capital
54 Intellectual Capital
62 Natural Capital
80 Human Capital
88 Social and Relationships Capital

100 Our Board
100 Corporate Governance and Ethics

103 Awards and recognition

104 Sustainability Scorecard

117 Statutory Report
117 Management Discussion and Analysis
122 Directors' Report
141 Business Responsibility Report
146 Report on Corporate Governance

174 Financial Statements
174 Standalone Financial Statements
252 Consolidated Financial Statements

329 Notice

345 Assurance Statement

About our Integrated Report

Reporting framework

This Report has been prepared in line with Global Reporting Initiative (GRI) sustainability reporting standards in accordance with "Core" option. The report also aligns with the Value Reporting Foundation's (erstwhile International Integrated Reporting Council) International Integrated Reporting <IR> Framework and contains performance indicators in line with Global Cement and Concrete Association (GCCA).

Reporting boundary and scope

The boundary of the report covers our Indian operations and encompasses the following.

Environmental data reported is for the manufacturing sites, grinding units, and our CPP. The information for remaining KPIs represents the entire organisation unless otherwise mentioned. The report excludes the non-financial performance of our subsidiaries as well as non-financial data from our cement plants outside of India.

Reporting period

This Report covers information from the period 1st April 2021 to 31st March 2022

Data compilation methodology

This report is based on the data on our best-adopted practices and globally accepted frameworks. We calculated carbon emissions using the GNR data workbook developed by the WBCSD Cement Sustainability Initiative (CSI) and European Cement Research Academy (ECRA) and have used relevant conversion factors to quantify the emissions. We have disclosed our non-financial metrics, showcasing the change in our performance over the last few years. We reserve the right to change our internal guidelines regarding the inclusion of data in future Integrated Reports. Any changes will be clearly communicated to our stakeholders.

Navigation Icons

Our capitals

Financial
Manufactured
Intellectual
Natural
Human
Social and relationship

Our stakeholders

Shareholders
Employees
Dealers
Customers
Regulatory and statutory bodies
Media
Local communities

Our strategic objectives

S01 Capacity expansion
S02 Operational efficiency
S03 Consolidate market position
S04 Widen visibility
S05 Launch of value added products
S06 Customer centricity
S07 Sustainable operations

Performance highlights FY 2021-22

Financial Performance

13.1 MTPA
Production
Grey cement , White cement and Wall Putty.
↑ 19%

₹ 7,529 Crores
Net Sales
↑ 21%

₹ 1,536 Crores
EBITDA
↔

₹ 631 Crores
PAT
↑ 5%

₹ 4,252 Crores
Equity
↑ 14%

0.51
Net Debt to Equity

₹15 per share
Proposed dividend

1.45
Net Debt to EBITDA

ESG Performance

JK Cement is one of the Indian cement companies to submit the Energy Compact with the Ministry of New and Renewable Energy

0.56
LTIFR

ZERO
Fatalities

65.6%
Clinker Factor

32%
Green power in energy mix

8.9%
Thermal Substitution Rate

4.6x
Water positive

~2x
Growth in training hours for employees (y-o-y)

0.596 tCO_2e/tonne cementitious material
GHG Emissions Intensity (Scope 1+2)

↑ yoy

Forward looking statements

Certain statements in this Report regarding our business operations may constitute forward-looking statements. These include all statements other than statements of historical facts, including those regarding the financial position, business strategy, management plans and objectives for future operations.

Forward-looking statements can be identified by words such as 'believes', 'estimates', 'anticipates', 'expects', 'intends', 'may', 'will', 'plans', 'outlook' and other words of similar meaning in connection with a discussion of future operational or financial performance.

Forward-looking statements are necessarily dependent on assumptions, data or methods that may be incorrect or imprecise and that may be incapable of being realised, and as such, are not intended to be a guarantee of future results, but constitute our current expectations based on reasonable assumptions. Actual results could differ materially from those projected in any forward-looking statements due to various events, risks, uncertainties and other factors. We neither assume any obligation nor intend to update or revise any forward-looking statements, whether as a result of new information, future events or otherwise.

About us

Building scale with sustainability

Over more than 45 years, JK Cement has partnered in the dreams and ambitions of India and its people. As one of the country's leading integrated cement manufacturers and building product makers, we have continuously evolved – expanding our facilities, innovating and launching new products, optimising our costs and answering to market needs. Today, our focus equally is on building a greener tomorrow through sustainable manufacturing.

As we keep pushing our boundaries, consolidating our market position is a major priority. We are achieving this through planned capacity expansion and by entering into new markets. Sustainable manufacturing is another significant priority. In line with this, we are working on making our operations sustainable by increasing the use of renewable energy and alternate fuels, improving clinker factor, reducing waste, and ultimately increasing input-output efficiencies. With a defined expansion roadmap and clear sustainability targets, we are on course towards a dynamic future.

Market leadership

As a market leader we constantly strive for more and work relentlessly towards our ambition of becoming a leading cement producer. We contribute significantly towards nation building. Our products are used to create the infrastructure that the country needs and some of India's most prominent landmarks carry the JK Cement stamp.

A leading Grey Cement manufacturer in India

Committed to Science Based Targets to reduce Greenhouse gas emissions and Climate Change impacts

One of the world's leading White Cement manufacturers

One of the largest White Cement and Wall Putty manufacturers in India

Integrated manufacturing

Our state-of-the-art integrated manufacturing and split grinding units enjoy strategic locational advantage. Our facilities are located close to our captive limestone mines and fly ash sources. They are also well connected to end-markets by road and rail networks, ensuring seamless delivery to our customers

14.7 MTPA
Current grey cement capacity

25 MTPA
Grey cement Capacity by FY 2024-25

2.81 MTPA
Current white cement capacity including 0.6 MTPA facility in the UAE

102.5 MW
Current Coal Based Captive Power Capacity

17.2 MW
Current Solar & Wind Power Capacity (including Group Captive)

55.7 MW
Solar & Wind Power capacity (including Group Captive) by FY 22-23

42.3 MW
Current Power Capacity from Waste Heat Recovery System (WHRS)

84.3 MW
WHRS capacity by FY 2023-24

Driving Sustainablity Agenda

Climate and Energy

Lead Metric 1
Specific direct net CO_2 emissions

Performance in FY 2021-22
553 $kgCO_2$/tonne cementitious
(Scope1+2 excluding CPP & AFR)

FY 2029-30 target
465 $kgCO_2$/tonne cementitious

Lead Metric 2
Share of Green Power

Performance in FY 2021-22
32%

FY 2029-30 target
75%

Waste as Resource

Lead Metric
TSR Rate

Performance in FY 2021-22
8.9%

FY 2029-30 target
35%

Environment

Lead Metric
Water Positivity

Performance in FY 2021-22
4.6x

FY 2029-30 target
5x

People

Lead Metric 1
Gender Diversity

Performance in FY 2021-22
2.4%

FY 2029-30 target
5%

Lead Metric 2
Training per employee

Performance in FY 2021-22
11 hrs

FY 2029-30 target
20 hrs

What defines Us

Guiding our way

Our Vision

To be the preferred manufacturer of cement and cement-based products that partners in nation building, engages with its community and cares for all stakeholders.

Our Mission

JK Cement aims to deliver innovative products and solutions that meet the needs of its customers. Together with our exceptional people and strong stakeholder relationships, we commit to the highest standards of quality, productivity, sustainability, and performance that drive shareholder value and long-term success.

Our Values

Honour our commitments

We are committed to being honest and ethical in all interactions, maintaining the highest ethical standards in all our markets, financial and operational practices.

Strive for perfection

We are passionate about creating a culture of perfection that encourages and promotes excellence in products and services through innovation and continuous improvement.

Take pride in our promises

We are serious about accepting the responsibility to win and maintain the trust of our stakeholders.

Observe, understand, assist

We genuinely care about our relationships and use compassion to observe and understand stakeholder requirements; and be available to assist in improving the lives of all.

Empower, inspire and respect

We treat one another with respect and collaborate openly. All ideas are welcome, and we value diversity and perspective.

Our memberships and associations

JK Cement is a member of various industry associations. Our employees, belonging to the senior management, periodically represent JK Cement on several platforms and participate in discussions on upcoming regulations, global market scenarios, macro and micro trade environments, etc.

The Associations that we are a part of are listed:

Member of JK Organisation

Global Cement and Concrete Association (GCCA)

Federation of Indian Chambers of Commerce and Industry (FICCI)

Confederation of Indian Industry

Cement Manufacturer's Association (CMA)

Science Based Targets Initiative (SBTi)

Carbon Disclosure Project (CDP

S&P Global Corporate Sustainability Assessment (CSA)

Product range

Creating products that answer to today's needs

As a leading manufacturer of cement and building products, JK Cement has introduced products that fulfil market needs. With a growing portfolio of 'green' cement brands we are progressively balancing the need for cleaner construction options with the considerations of costs, material sourcing and customer centricity.

A portfolio of brands preferred by millions:

Grey Cement

JK SUPER CEMENT Ordinary Portland Cement(OPC)

We produce two grades of OPC: 43-grade and 53-grade, of which 53-grade OPC has superior quality and higher strength. Our OPC brand enjoys high demand because of its extra strength and fineness and is suitable for all kinds of concrete components production.

JK SUPER CEMENT Portland Pozzolana Cement (PPC)

PPC is an all-weather cement variant which also protects structures from corrosion and increase their longevity.

JK SUPER CEMENT Portland Slag Cement(PSC)

PSC is a long –lasting product that also offers a host of green benefits, and is less resource intensive, with lower CO_2 emissions. Its mix of Sulphate and Chloride offers superior protection against the elements.



JK SUPER STRONG Concrete Special

Gives 35% extra strength compared to regular cements and cuts down on cement consumption by more than 10% due to its micro particle enhancement.



JK SUPER PROTECT Weather Shield

The product is highly resistant to water as it is manufactured with Water Repellent Additives. It thus creates mortar, plaster and concrete that resists water seepage, has higher compressive strength and needs less water to prepare.

White Cement

JKCement WhiteMaxX

India's first premium white Portland cement produced with unique raw material and state-of-the-art technology, with an enduring and consistent white colour. It is basic input material for various value-added products. Its ultimate whiteness and strength renders it perfect for both exterior and interior applications, decorative items, composites (garden furniture) and ornaments like glass or synthetic fibre reinforced concrete, etc.

JKCement RepairMaxX

A versatile product used for sealing, filling cracks and gaps, jointing, patching compound on interior as well as exterior surfaces. Its versatility and ease of application makes it a common choice in the masonary as well as household (DIY) segment.

JKCement WallMaxX

White Cement based fine wall putty. It takes cares of the unevenness and covers the pin holes of the walls to give a smooth base for the top coat. It increases durability of the painted surface and protects the peeling of paint and avoids microbial growth. It is formulated with Abrasion Resistant Technology, which provides durability and enhances life of the paint.

JKCement SmoothMaxX

A specially designed white cement based putty with Micro Particle Technology, which ensures a complete matrix to develop an extra smooth coat leading to flawless pearl like finish on walls. It gives monolithic premium finish, lustrous white smooth surface and higher coverage on the wall.

JKCement ShieldMaxX

White cement based Universal resistant wall Putty with active Silane molecules. The advanced formulation of the product helps to protect the walls from dampness and is ideally suitable for both interior and exterior applications. It helps in protecting the walls and prolongs the life of paints by minimizing efflorescence, due to its unique sealing properties.

JKCement LevelMaxX

A white cement based polymer modified, self-curing mortar. It is a water resistant product for all types of internal and external levelling and thin plaster applications over concrete and mortar wall surfaces. It fills the fine pores of the surface and covers undulations to give a white levelled surface up to a thickness of 10 mm. It can be directly applied over RCC surfaces such as ceilings, columns and blocks. It also provides an excellent bond with cementitious surfaces which shields it from weathering effects and gives long lasting protection.

JKCement GypsoMaxx

A premium gypsum plaster made from the purest form of natural gypsum. It is a premium base coat produced as a result of calcination of the raw gypsum under a controlled production process in specialised manufacturing units. It is suitable for application on internal surfaces including walls and ceilings.

JKCement TileMaxX Adhesives & grouts

Both grey and white cement based tile adhesives are modified with high performance polymers, suitable for all tile types. Currently available in 8 variants, is capable to address almost all modern application needs. Cementitious as well Epoxy grouts are also available in 14 colors to complement the requirements of domestic as well as commercial tiling applications.

JK Wood Amore

A wide range of PU wood finishes to provide a better visual appeal and higher durability of wooden surfaces of all types. The range offers Wood stains, PU clears, PU ancillaries and sealants, and PU whites and colors which are compatible with all types of wood and their derivatives like MDF, veneer etc.

Geographic presence

Connecting markets, leveraging strengths

Our strategically located plants, captive resource base and wide distribution network enables us to maintain our leadership in the key markets of North, West, Central, and South India.

We serve customers across India by leveraging our strategically positioned production sites in the north and south, which are well connected by road and rail networks. We also have a global presence and cater to the Middle East and other international markets through our Fujairah (UAE) white cement manufacturing facility.

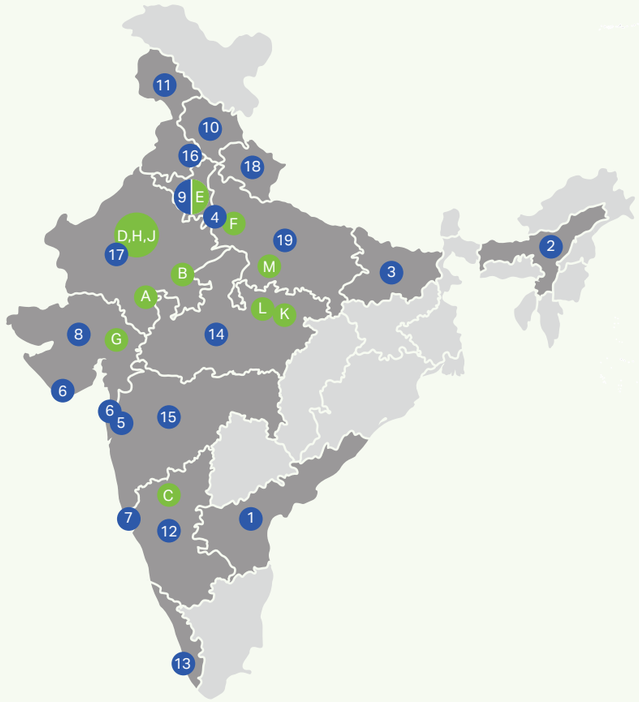

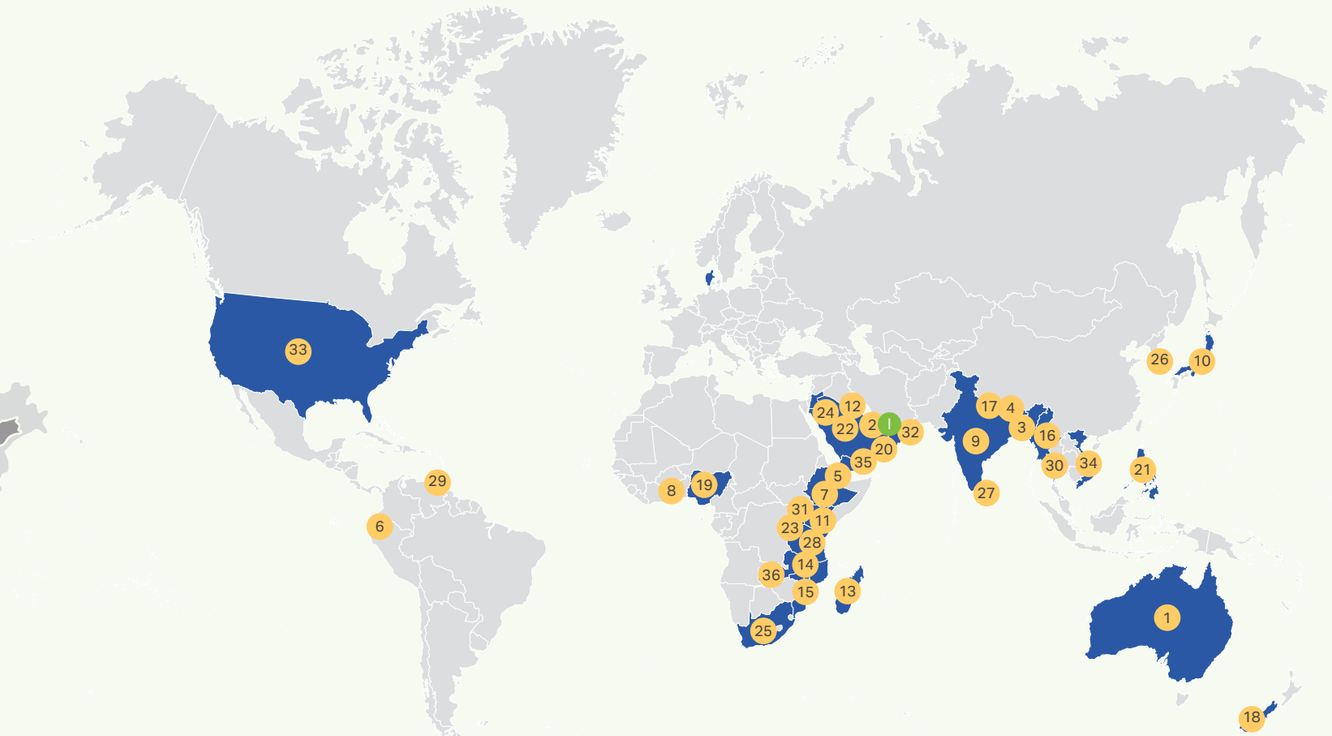

11 Plants

Grey Cement with enhanced reach in entire U.P & M.P.

36 countries
International market presence for White Cement

Over 1 Lacs
Dealers and Retailer in Grey & White Cement Business

Our plants

Grey Cement

A. Nimbahera, Chittorgarh (Rajasthan)
B. Mangrol, Chittorgarh (Rajasthan)
C. Muddapur, Bagalkot (Karnataka)
D. Gotan, Nagaur (Rajasthan)
E. Jharli, Jhajjar (Haryana)
F. Aligarh (Uttar Pradesh)
G. Balasinor (Gujarat)

White Cement

H. Gotan, Nagaur (Rajasthan)
I. Fujairah (UAE)

Wall Putty

J. Gotan, Nagaur (Rajasthan)
K. Katni (Madhya Pradesh)

Green Field Expansions

L. Panna, Madhya Pradesh
M. Hamirpur, Uttar Pradesh

Grey Cement Markets in India

1. Andhra Pradesh
2. Assam
3. Bihar
4. Delhi
5. Dadra and Nagar Haveli
6. Daman & Diu
7. Goa
8. Gujarat
9. Haryana
10. Himachal Pradesh
11. Jammu & Kashmir
12. Karnataka
13. Kerala
14. Madhya Pradesh
15. Maharashtra
16. Punjab & Chandigarh
17. Rajasthan
18. Uttarakhand
19. Uttar Pradesh

White cement markets – International

1. Australia
2. Bahrain
3. Bangladesh
4. Bhutan
5. Dilbouti
6. Ecuador
7. Ethiopia
8. Ghana
9. India
10. Japan
11. Kenya
12. Kuwait
13. Madagascar
14. Malawi
15. Mozambique
16. Myanmar
17. Nepal
18. New Zealand
19. Nigeria
20. Oman
21. Philippines
22. Qatar
23. Rwanda
24. Saudi Arabia
25. South Africa
26. South Korea
27. Sri Lanka
28. Tanzania
29. Trinidad and Tobago
30. Thailand
31. Uganda
32. United Arab Emirates
33. USA
34. Vietnam
35. Yemen
36. Zambia

Note: Map not to scale

Marquee Projects Snapshot

Girding the nation, enabling its growth

Mumbai-Ahmedabad Bullet Train

Project Partner: L&T

Mumbai–Ahmedabad High Speed Rail Corridor is the high speed rail line connecting Mumbai and Ahmedabad. The project has an expected duration of 2.5 to 3 years with peak monthly requirement of 2.25 to 2.5 LT.

Delhi Mumbai Expressway

Project Partners: Patel Engineering, PNC Infratech, G R Infraprojects

The 1,350 kms long 8-lane expressway being built at a cost of ₹ 1 Lacs Crores will connect Delhi and Mumbai, the nation's capital, with its financial nervecentre, it will reduce travel time to just 12 hours. The expressway will be fully completed in another 1.5 to 2 years, though some parts will be operational by 2022.

Partner: Ashoka Buildcon

As part of Delhi Mumbai Expressway, India's first 8-lane, dosed cable stayed bridge, with a total length of 2.22 kms, is being built across the river Narmada. It is expected to be completed within a record time of 33 months.

International Convention & Expo Centre at Dwarka, New Delhi

Project Partner: L&T

One of Asia's largest Convention Centre has a built-up area of 6,45,000 sq ft and a seating capacity for 11,000 persons with world-class accommodation on-premises. Total Project Cost of over ₹ 25,000 Crores.

AIIMS Bilaspur

Project Partner: NCC Ltd

The hospital has a capacity of 750 patient beds, along with accommodation for 1,000 MBBS students and 60 nursing students. The total project cost is ₹ 1,351 Crores

Sangli-Solapur Highway

Project Partner: Dilip Buildcon

The Sangli-Solapur NH 166 is being expanded into a four-lane highway with total length of 149 kms. The total project cost is ₹ 3,272 Crores.

Mumbai-Nagpur Expressway

Project Partner: Megha Engineering

This greenfield project for construction of high-speed, six-lane expressway, with a total length of 701 kms, will cost ₹ 55,000 Crores.

Delhi Airport

Project Partner: L&T

Expansion project will double passenger-handling capacity to 40 million, with a fourth runway being added. 2.1 kms-long elevated taxiway will decongest the airport and reduce TAT.

Narmada Bridge near Vadodara, Gujarat

Project Partner: SP Singla

This bridge will connect the two districts of Vadodara and Bharuch, and help to bypass hilly terrain. Built at total project cost of ₹ 179 Crores.

Brahmaputra Bridge, NE's first 6-lane bridge

Project Partner: SP Singla

This 8.3 kms-long bridge will connect Guwahati with North Guwahati. Total project cost is ₹ 2,608 Crores and likely to get commissioned by 2023.

Dwarka Expressway

Project Partner: L&T

27.6 kms long, 8-lane expressway is expected to decongest the Delhi-Gurgaon traffic. The total project cost is ₹ 7,500 Crores.

Managing Director's message

Building a strong foundation for the future

In spite of the challenging external conditions, consistent progress towards our long-term goals was achieved this year. We are ramping up our capacities with a strategic thrust.

Dear Shareholders,

The year we have left behind was one of the toughest ones ever, but we kept going with focus and resoluteness, and emerged closer to the targets we had set for ourselves. Growth with sustainability has become our enduring focus and we kept to this agenda during the year, using the limited opportunities available to control costs, achieve incremental operating gains and increase our sales and market share.

Robust performance in a challenging year

The first and last quarters of the year came with very different set of challenges. The first quarter began with subdued sales due to the second wave of the pandemic, with rural and peri-urban markets holding up while urban centres stalled. Though the recovery was much swifter on account of localized lockdowns and restrictions, our white business volumes got severely affected. The last quarter witnessed unprecedented cost escalations originating from the breakout of the Russia-Ukraine war and the consequent disruptions in global supply chains. However, our internal teams managed this sudden crisis with great dexterity and skill.

The resilience and strength of our business is even more strongly highlighted by our annual results for FY 2021-22. The revenue from operation stood at ₹ 7,679 Crores as against ₹ 6,328 Crores in FY 2020-21, an increase of 21%. The other income was ₹ 54 Crores for the year, as against ₹ 22 Crores in the previous year. The turbulence faced during the year is visible in the above par increase in operating expenses, which were higher by as much as 29% and stood at ₹ 6,197 Crores in FY 2021-22, as against ₹ 4,814 Crores in FY 2020-21. However, EBITDA was at ₹ 1,536 Crores, same as last fiscal. The commendable results achieved under very stressful circumstances indicate the strength of our diverse markets and our trusted portfolio range.

FY 2021-22 saw exceptionally high price volatility, with pet coke prices more than doubling. This has hit our margins, and though we have increased our prices in line with our peers, only a share of the margin loss has been absorbed. We could also mitigate some of the margin loss with our scale economies improving due to increased capacities, better efficiencies in power and fuel consumption, increased usage of alternate fuels/raw materials and green power. We are also continuously working on improving process efficiencies, and material and input substitution in ways that meet both our growth and sustainability ambitions. Our capacities of renewable energy are also on the rise, with all new capacities are being planned with WHR captives replacing fossil fuel-based ones.

Our white cement manufacturing facility at Fujairah (UAE) has been facing cost escalations on several fronts, with the uncertainty over availability of containers and other logistical logjams being the principal cause. In spite of these challenges, we have maintained volume numbers from this plant.

Remaining steadfast on our goals

In spite of the challenging external conditions, consistent progress towards our long-term goals was achieved this year. We are ramping up our capacities with a strategic thrust, and 4 MTPA of greenfield cement capacity is getting added in the current year at our Panna and Hamirpur locations. These plants are in close proximity to our captive limestone mines and fly ash sources. The 'total cost advantage' thus derived creates a higher torque for cost recovery and greater profitability.

We also completed the brownfield modernisation of our Nimbahera Line-3, with the kiln now capable of producing 6,500 TPD, against the earlier capacity of 5,000 TPD. The brownfield projects that have been undertaken over the past few years have been delivering greater efficiencies in the form of reduced power and fuel consumption and increased WHR. With these expansions, we have close to 15 MTPA of installed capacity in grey cement and 2.2 MTPA of combined capacities for white cement and wall putty, which makes us one of the leading cement and building products companies in India. With steady growth in our markets across India, we aim at creating a total installed grey cement capacity of 25 MTPA by FY 2024-25.

With a view to further strengthening our backward integration, we are participating in the tendering process of limestone mining blocks and have won a block in the southern region and two in the northern region. Securing these blocks will greatly stabilise our raw material streams and control over costs. This dovetails with our plans of increasing capacity in a phased manner to stay in step with demand growth as it progresses over the years.

Standing by the nation, supporting our communities

Supporting our people is a valued tradition at JK Cement and we practice it in many ways. As in the earlier year, in this fiscal too we stood solidly behind the nation during the traumatic months of the second wave of the pandemic. We rolled out a host of new COVID-19 initiatives in FY 2021-22. These included distribution of 47 jumbo oxygen cylinders to government hospitals at Mudhol and Bagalkot and 20 oxygen concentrators to hospitals located near our facilities at Madhya Pradesh and Karnataka. In addition, distribution of Bipap A-40 ventilator, pulse oximetres, face masks were also done in selected hospitals. Further, setting up three oxygen generation plants at different locations out of which one plant has already been commissioned.

As a pioneering initiative, the Company has signed a Memorandum of Understanding with IIT Kanpur to build a Super Specialty hospital on premises. The proposed hospital is part of a larger initiative planned by IIT Kanpur to create world-class facilities for medical research and innovation in the country, and JK Cement has committed ₹ 60 Crores towards this purpose.

We continued our work on our CSR focus areas of water, health and sanitation, energy conservation, pollution-free atmosphere, clean technology and primary healthcare, and ₹ 16.9 Crores was spent in FY 2021-22 towards this end. With a clear vision of bringing impactful change, every year we engage with both our partner NGOs and the beneficiary communities to map the progress of the work done and assess what more needs to be achieved. This year several initiatives were undertaken in the areas of education, community income generation, water quality improvement and healthcare and hygiene. In education, our focus has been on creating the right environment within schools by providing educational support materials and creating basic infrastructure. A vocational training centre (ITI) was also started at Gotan.

To generate better income potential amongst the rural poor we have started a pioneering initiative through the JK Gram Trust in the states of Rajasthan, Haryana and Madhya Pradesh. Under this initiative, the attempt is to improve the health and breed of local cattle through cross breeding. To create a facilitative ecosystem for cattle breeding and dairy farming, JK Cement is supporting services like provision of veterinary care and advising of villagers on how to grow low-cost fodder for cattle.

With this difficult year behind us, we have even greater confidence in the fundamental strength and agility of our business and in the commitment and drive of our employees and partners. Together there are many more milestones left to cover, as we continue to serve the nation and the needs of its people.

Warm regards,

Dr Raghavpat Singhania

Deputy Managing Director and CEO's message

Adapting for a greener tomorrow

JK Cement has always been fully cognisant about its additional responsibilities as a member of the hard-to-abate sector. We view our role as an aspect of the relationships we share with our communities and the commitment that we bear towards partnering in India's holistic growth and development.

Dear Shareholders,

The positive demand scenario for the cement market in India persisted through the better part of the pandemic. Other than being a silver lining in an otherwise bleak year that saw severe input cost volatility, it has also served as a very strong affirmation for the future. India has a per capita cement consumption of 195 kgs. With the government push towards large-scale infrastructure creation and rapid urbanisation, the growth trajectory that can bring us close to the global per capita average of more than 500 kgs, is already underway. The challenge that lies ahead is to achieve this growth in a sustainable and environment-friendly way.

On the road to sustainable growth

JK Cement has always been fully cognisant about its additional responsibilities as a member of the hard-to-abate sector. We view our role as an aspect of the relationships we share with our communities and the commitment that we bear towards partnering in India's holistic growth and development. This decade is an important one for the cement industry as achieving the net-zero by 2050 targets will require calibrated decarbonisation, stretching over a period of many years – this decade will see most of that action taking place. Achieving growth while continuing to decarbonise is the other lever that the industry needs to tackle.

This year, JK Cement achieved a combined production of 13.1 MTPA across its grey and white cement and wall putty capacities, reflecting a y-o-y increase of 19%. The increased production was achieved with several wins against our long-term sustainability targets of controlling emissions, increasing fuel efficiencies and thermal substitution rate, and expanding our green power capacities. Our CO_2 emissions in kg/ton of cementitious product was at 553 kgs as against our 2030 target of 465 kgs in FY 2021-22, which indicates that we are well on course to meet our targets. Our renewable power mix of waste heat recovery systems, solar and wind currently makes up 32% of our total power requirement. Another 54 MW of green power, including 38 MW generated from group captive power sources, are at different stages of installation and commissioning across various locations, with the full suite expected to be operational by FY 2022-23. All our new plants are being set up with WHRS, and this will accelerate our adoption of green power and take us much closer to the target of 75% by 2030. We have successfully achieved an overall Thermal Substitution Rate (TSR) of 18% at our plant in Muddapur, Karnataka. We intend to replicate the best practices followed here across all our plants. Our efforts in terms of product modification continues unabated, with clinker factor on a sustained decline and reaching roughly 65.6% for the year ended.

Transformational change for the cement industry that overhauls its hard-to-abate characteristics, can only come through technologies like CCUS and hydrogen-based fuel, which are yet to gain common acceptance. Till then, incremental change across several axes is what can be achieved, and we are already ahead of the industry in this respect. Use of alternate fuel resources, alternate raw materials, reduction in clinker ratio, replacement of fossil fuels with renewables and green energy, graded emissions reduction, waste reclamation – are the several ways in which we are meeting our sustainability goals.

Leading transformation, scaling change

As a market leader with more than 45 years of manufacturing experience behind us, JK Cement considers it a duty to partner with industry associations like CII, GCCA to build traction for the sustainability agenda within the cement industry. Given the capital intensity and long replacement cycles of the cement industry, timely and well calibrated adoption of transformational technologies are a critical factor. Industry-level initiatives can help to build scale and create favourable drivers for adoption of transformational technologies like CCUS, where we will have to innovate and adapt to achieve our decarbonisation objectives.

The economic benefits of sustainable operations are well taken and JK Cement has been working on multiple fronts to achieve the scale that allows for profitable replacement – including market creation for alternate products, deeper integration of circular economy principles within production processes, improvements in energy efficiency across organisational systems, and also preparing for major shifts in production methods and technology. Carbon pricing and conducive policy interventions will be crucial for kickstarting the major shifts in technology that can really transform the cement industry's energy emissions profile and will help to create a conducive environment for future changes.

Foraying into new business lines

In an attempt to explore business adjacencies and grow downstream synergies, JK Cement will soon be venturing into the paints business. The Company will be focussing on its strong markets of Uttar Pradesh and Rajasthan and for this an investment of ₹ 600 Crores has been planned. Strong synergies for growing business lies with our existing network of dealers for the white cements business and also our painters network and we hope to greatly gain with a diversified portfolio that allows for better 'bundled' sales of building materials.

Increasing portfolio range

Currently our portfolio spans grey cement and white cement brands like WhiteMaxx and value-added products like WallMaxX, GypsoMaxX, TileMaxX, ShieldMaxX, RepairMaxX, SmoothMaxX and Wood Amore. In line with our strategy of increasing our portfolio of products and adding more value-added products, we have launched two new wall putty toll manufacturing plants at Siliguri (West Bengal) and Piduguralla (A.P) and are working out few more locations to better address the unmet demand for our marquee brand JK Cement WallMaxX. We are increasing our regional diversification to gain better logistical benefits. Also in terms of revenue, our value-added product portfolio added about 6% of white business during the- year. We are planning to set up an emulsion manufacturing facility near Mathura in Uttar Pradesh as part of our newly launched paints venture.

As India's growth story revives and gathers renewed momentum, JK Cement is very well placed to address the emerging demand. With around 7 – 8 % y-o-y growth expected for the industry, primarily from infrastructure and rural housing, the Company is well placed through its capacity expansions, growing regional diversification and expanding portfolio mix to cater to the market needs. A growing middle class and rising incomes augurs well for our value-added products portfolio, which we will continue to enlarge.

Warm regards,

Madhavkrishna Singhania

Value-creation approach

Business model

Our business model reflects our commitment to creating value for all our stakeholders and to ensuring our continued progress towards co-creating a sustainable future. Our value creation model takes inputs from all six capitals and generates outcomes for both internal and external stakeholders and also aligns with our values and strategic objectives.

Key inputs

Financial Capital

Retained Earnings: ₹ 2,081 Crores
Debt: ₹ 2,865 Crores
Cash: ₹ 1,236 Crores
Capital Expenditure: ₹ 434 Crores

Manufactured Capital

Grey Cement manufacturing plants: 7
White Cement manufacturing plants: 1
Wall Putty manufacturing plants: 2
Grey Installed capacity: 14.67 MTPA
White Installed capacity: 2.21 MTPA

Intellectual Capital

R&D Expenditure: ₹ 1.9 Crores

Natural Capital

Specific thermal energy:
3.1 GJ/tonne of clinker
Specific electrical energy:
62.5 KwH/ tonne of cement
Specific water consumption:
0.14 m^3/t of cement

Human Capital

Total workforce: 3,941 permanent
Employee Training expenditure:
₹ 2.1 Crores

Social and relationship Capital

CSR expenditure: ₹ 16.96 Crores
Key industry associations: 8
Advertising and branding expenditure: ₹ 84.6 Crores

Our value chain

Our Value

People | Trust | Care | Integrity | Quality

Strategic objectives

- Capacity expansion
- Optimise operational efficiency
- Consolidate market position
- Widen visibility
- Launch of value-added products
- Customer centricity
- Sustainable operations

Our business process

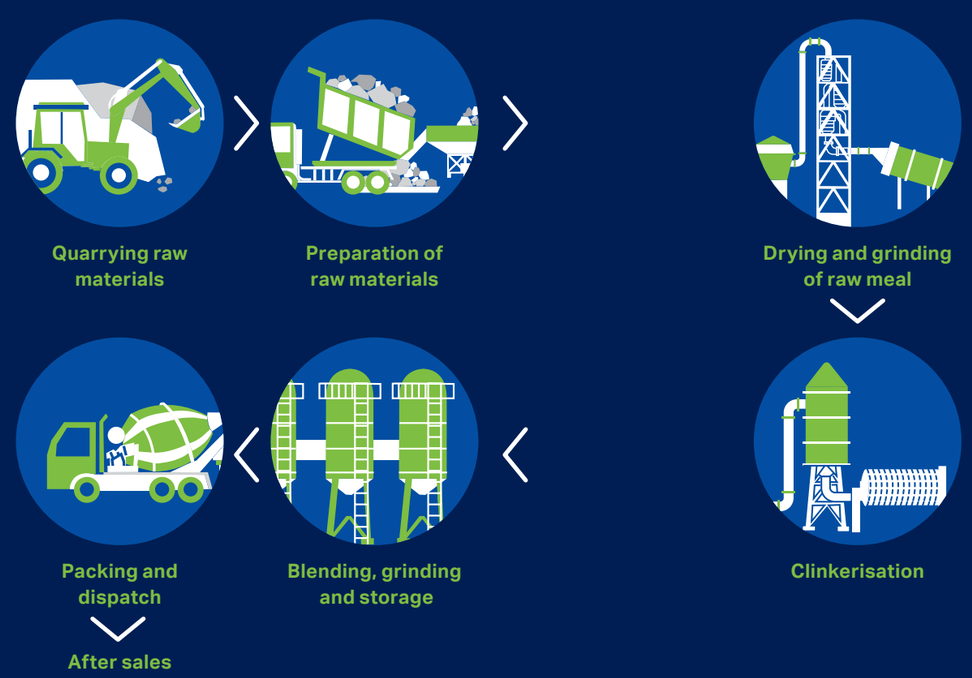

Key outputs

Financial Capital

Net Revenue: ₹ 7,679 Crores
PAT: ₹ 631 Crores
EBITDA: ₹ 1,536 Crores
Paid up Capital: ₹ 77 Crores
Dividend per share: ₹ 15
Free Cash Flow: ₹ 846 Crores

Manufactured Capital

Grey & White Cementitous
Production Volume : 13.1 MTPA
Capacity Utilization: 79%
CPP Power generated: 1,201 TJ

Intellectual Capital

New products developed:
JKC Smooth MaxX

Natural Capital

Scope 1 emissions: 7.7 $MntCO_2e$
Scope 2 emissions: 0.2 $MntCO_2e$
Scope 3 emissions: 1.3 $MntCO_2e$
Direct Gross GHG emissions: 7.3 $MntCO_2e$
Direct Net GHG emissions: 7.2 $MntCO_2e$
Water positivity: 4.6 times
Waste heat recovery energy: 882 TJ
Clinker-to-Cement ratio: 65.6%
Thermal Substitution Rate (TSR): 8.9%
PM: 0.7 kt, SOx: 1.9 Kt, NOx: 8 Kt

Human Capital

Average training hours (permanent employess): 11
LTIFR permanent: 0.56
LTIFR contract workers: 0.23

Social and relationship Capital

CSR beneficiaries: ~5 Lacs
Total dealers and retailers for Grey and white cement: 1 Lacs+

Outcomes

- Improved revenue generation
- Expansion of assets accumulations
- Improved return on capital expenditure

- Superior products quality
- Enhanced capacity utilisation
- Increased captive power generation

- Improvement in quality and new products
- Improved efficiency and material ratios resulting in cost savings

- Reduced environmental footprint of production operations
- Streamlined pathways to reduce climate change impact
- Growing waste heat recovery capabilities

- Increased employee skill level
- Strong safety performance

- Growing dealers & retailer network
- Satisfied customer base
- Strong community relationships

Stakeholder engagement

Informing our perspectives for better decision-making

We greatly value our interactions with our external and internal stakeholders and engage with them regularly to understand their expectations and concerns. They function as our eyes and ears to the world and lend us a perspective that helps us to realistically identify material issues, and to design strategies that reduce our risks.

Internal stakeholders

Our approach to engaging with our internal stakeholder groups comprises of periodic structured engagement methods that are aimed at un-biased bilateral communication. We try to understand the real-time needs of our internal stakeholders and make strategies accordingly based on discussion on the next steps to be taken by the Company.

Stakeholder group	Engagement mechanism	Purpose of engagement	Key stakeholder concerns	Value we create
Employees	• Training programmes, events, townhalls seminars, workshops, plant level reward programmes • Surveys, employee-centric applications	• Stimulating innovation • Employee motivation and teambuilding • Discussion and issue resolution • Prevention of accidents and health hazards	• Career growth and progression • Performance management • Employee motivation • Employee involvement	Creating a safe, healthy, meritocratic and inclusive work environment that empowers employees to reach their full potential

External stakeholders

Our approach to engaging with our external stakeholder groups comprises of periodic meetings with pre-determined agendas and ad-hoc meetings on a need basis that are aimed at clear and concise communication of the Company's strategy and impacts. We discuss with our stakeholders on material topics that have significant influence on our stakeholders and Company.

Stakeholder group	Engagement Mechanism	Purpose of engagement	Key stakeholder concerns	Value we create
Shareholders	• Annual General Meeting • Integrated Report • Periodical investor call and meetings • Grievance redressal mechanisms • Disclosures and updates on Corporate website	Inform about financial performance, provide strategic insights, apprise on new projects and changes in ESG performance	• Timely dividend payments • Transparency in reporting • Company's financial health, growth prospects and performance	• By delivering above average returns and engaging in ethical business practices • Shareholder's value and confidence
Dealers	• Dealer meetings • Dealer surveys • CTS support	Building stronger relationships; reinforcing trust and goodwill and receiving feedback on end-customer concerns, competitor activities	• Product benefits and features • Product quality and feedback • Building relationships and establishing trust • Information sharing on new product development/incentives	Through our loyalty programmes that reward long-term relationships and accord special privileges
Customers	• Through the queries addressed by customer care • Survey based customer feedback • Social media queries and responses	• To ensure better delivery of products and services • To seek specific issue-based feedback • Public platform for customer engagement services, and build better products	• Product benefits and features • Product quality and feedback • New product development • Any additional benefits and incentives	Providing a comprehensive portfolio of products that are in sync with market demands and evolving construction requirements
Government, regulatory and statutory bodies	• Regular compliance reports • Statutory audits	• Disclosures on compliance as required by the government	• Business ethics and compliance • ESG disclosures	• Paying taxes and contributing to the public exchequer • Conducting business in a compliant manner
Media	• Media meets • Press conferences • Management interviews	• Communicate progress made by the business during the financial year • Enhance brand perception and image through unbiased and neutral means	• Transparency • Disclosures on key compliance requirements • Business performance	Reach out to a wider audience, including different stakeholder groups, to communicate Company's performance highlights and other initiatives that affect the public, to enhance brand image.
Local Communities	• Visits and meetings • Connecting with local administration and village/block level officials and representatives • Participation in local events and becoming a member of social organisations	To capture legitimate feedback on issues and concerns so that CSR initiatives can be appropriately designed.	• Building relationships • Communicating issues that can help to improve quality of life and general health • Direction on how and where deployment of Resources is necessary	Developing and empowering communities

Materiality assessment

Mapping our priorities

Identification of issues that are of material importance to the organisation help us determine our priorities for our Environmental, Social and Governance goals. With a diverse universe of stakeholders, it is important to remain cognisant of the issues that matter so that the work we do remains meaningful and carries long-term impact.

Stakeholder priorities are constantly changing, and we must continually evolve to meet expectations. Conducting a thorough materiality assessment helps us identify and prioritise the issues that matter most to our business and stakeholders and potentially impact our value creation abilities over the long term. We have identified 11 material topics, which have been ranked based on business priorities and stakeholder expectations, and were also mapped with the relevant United Nations Sustainable Development Goals (UN SDGs).

Materiality assessment process

- Identification of material issues universe thorugh market study and peer benchmarking
- External and internal stakeholder dicussions to identify specific material issues in universe of issues
- Weightage assigned to material issues by stakeholders based on impact on stakeholders and importance to Company
- Prioritisation of final material issues identified through stakeholder engagement by internal deliberaitons with senior management
- Final list of material issues identified

Materiality Analysis:

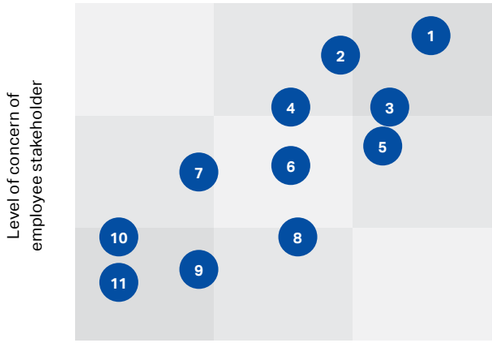

1. Use of alternative fuels and raw materials
2. Occupational health & safety
3. Energy management
4. Water management
5. GHG management
6. Waste management
7. Availability of raw material
8. Employment & labour relations
9. Branding & reputation
10. Employee engagement and development
11. Ethics and transparency

We prioritise our material issues based on their importance to our stakeholders and their impact on our ability to create value. Based on our analysis, we recognised our material issues that are consistent with Global Reporting Initiative (GRI) standards, GCCA recommendations, and Sustainability Accounting Standards Board (SASB) recommendations. As an organisation, it is our constant endeavour to upgrade and improve ourselves. Adding a new material topic is one more step in that direction.

S. No.	Material topic	Description
1	**Use of alternative fuels and raw materials**	Promoting use of alternative fuels and raw materials (AFR) to have minimal environmental impacts.
2	**Occupational health & safety**	Provide a safe and healthy working environment for our employees and other stakeholders. Constantly work towards making our operations safer and becoming a zero-accident organisation.
3	**Energy management**	Comprehensively mapping our energy use and various sources, and constantly work towards reducing our energy footprint.
4	**Water management**	As our operations are mainly in dry and water scarce areas, work towards reducing our water footprint and generating awareness amongst our stakeholders regarding judicious use of water.
5	**GHG management**	Constantly strive to reduce GHG emissions associated with our industry through innovation in operations, installation of greener and cleaner technologies, and use of alternate fuels with lower emissions impact.
6	**Waste management**	Manage our waste properly with focus on 9 R's approach (Rethink, Refuse, Reduce, Reuse, Repair, Recover, Restore, Recycle, and Review).
7	**Availability of raw materials**	Efficiently manage resources being utilised in our business through product and technology innovations such as use of alternate materials.
8	**Employment and labour relations**	Maintain sound labour relations and ensure positive atmosphere for employees and workers to operate in, which is safe, free of harassment and discrimination and upholds the principles of human rights.
9	**Branding and reputation**	Effectively communicate and reach out to our diverse customer segments, maintain high customer perception of a Company's reputation.
10	**Employee engagement and development**	Invest in our employees, implement systems and practices for their continuous skill and career development.
11	**Ethics and transparency**	Ensure ethical business conduct in all our operations and transparently communicate our practices and performance to all stakeholders.

We have defined our targets based on our priority material issues and are detailed in the Sustainability Strategy section of this Integrated Report.

Risk management

Managing uncertainties through a structured approach

Managing enterprise-level risk is an essential aspect of doing business and we do this through a structured assessment of risk probability and possible impact. Viewing risks against a variable time horizon further helps to granularise their likely impact and to take mitigative measures. Our risk assessment goes through a frequent review loop to ensure we stay alert and secured.

We have an organisation-level risk management approach that is detailed in our Risk Policy.

Our risk management process includes our enterprise-level risk management framework which considers emerging ESG risks and follows a robust risk management approach.

We review our risk every quarter and a discussion of our risk analysis is conducted by our Board-level Risk Committee. This committee is responsible for oversight of the processes and mitigation actions wherever necessary. Our risk horizon considered includes long-term strategic risks, short- to medium-term risks as well as single events.

In the current volatile economy, our structured approach identifies potential risks and constantly updates our risk register. Risk assessment is performed from two perspectives – likelihood and impact. Based on this, we constantly monitor our performance on risk management and take the necessary steps to minimise the impact. Our senior management is also actively involved in reviewing the entire process quarterly and suggesting course corrections, if required.

Risk analysis

We evaluate each risk identified to understand the risk's impact on our operations. The impacts are quantified in financial and non-financial metrics like operational cash flows, brand value, and license to operate, employee attrition, business operations, fatalities and injuries, fines and legal action, cost of opportunity loss, etc. We rate the risks by their likelihood of occurrence and impact on the business, to arrive at a final rating for all the risks identified. We then pick the top risks and further apply scenario modelling and stress testing activities to understand their impact on our business through various timelines and intensities. The risks assessed in this manner include financial risks, operational risks, climate risks, water risks and regulatory risks. We assess our climate risks based on 2DS scenario analysis, while our water risks assessment is done by identifying water stress impacts using water risk identification tools.

Risk management

Anticipated Risk Scenarios

External risks

ER1: Market changes

Changes in market scenario can affect the demand of the products

Potential impact

- Economic growth drives the demand for construction. The changes in construction demand impact sales and prices of cement, and eventually JK cement performance
- Any behavioural changes in consumer patterns may lead to an increase in product substitution

Our response

Apart from Grey cement, around 23% of our revenues are from white cement business which mitigates the risk of change in grey cement market scenario

Linkages to Strategic objectives

S03 S04 S05

Linkages to Capitals

ER2: Competition

Being a capital-intensive industry, the leading companies are established players who are extremely competitive. Further, it becomes difficult to increase or maintain the market share

Potential impact

Cement industry is witnessing market consolidation. In the near future, cement industry will be dominated by large players

Our response

- We are an important regional player with signficant capacity and have plans to consolidate in existing and adjoining markets
- Expanding business in Central and North India

Linkages to Strategic objectives

S03 S04 S05

Linkages to Capitals

ER3: Political risks

Political uncertainty and changing state/ local regulations may expose us to the risk of economic and social instability.

Potential impact

Economic, social and political instability can influence the cement industry and result in direct and indirect consequences leading to operational uncertainty.

Our response

- We have presence in multiple Indian states which diversifies our political risk
- Dedicated directives and state specific action plans have been implemented to enhance the crisis management

Linkages to Strategic objectives

S05

Linkages to Capitals

ER4: Pandemic and epidemic

Outbreaks of infectious diseases can slow down the economic growth of any country, particularly emerging economies. It can stagnate business operations due to lockdowns, worker migrations and disruption in the supply chain. This in turn can impact revenues, people and growth of the Company.

Potential impact

The emergence of the pandemic or epidemic can potentially change the lives of employees, customers, influncers and other stakeholders. It results in idle operations, reduction in demand, thereby affecting the economic performance of the Company.

Our response

- Focussed approach on the health of the employees, customers, influencers and other stakeholders while limiting the impact on profitability
- The Company has taken adequate steps for well-being of all its employees and their family members during COVID-19
- The Company has been able to sustain and grow operations during the pandemic

Linkages to Strategic objectives

S03 S04 S05

Linkages to Capitals

Risk management

Operational risks

OR1: Sustainability

Environmental, Social and Governance (ESG) risks such as human rights, air emission, biodiversity management, water, waste, local community, employment & labor relations.

Potential impact

- Failure to meet the ESG goals may lead to fines and business disruptions
- Controversies may get escalated leading to damage to brand reputation

Our response

- Conducted performance assessments and monitoring against the set targets and reporting it regularly
- Developed new techniques for efficient utilisation of natural resources to maintain a balance between ESG and business performance
- Ensured resource efficiency energy efficiency measures. Further, implemented reduced fresh water withdrawal and increase rainwater harvesting
- Rolled out a comprehensive framework of mandatory policies and directives to raise the standards of the practices, standards and responsibilities across our operations
- Implementation of various projects based on need-assessment of the community for economic upliftment of the vulnerable and marginalised sections of society

Linkages to Strategic objectives

S01 S02 S07

Linkages to Capitals

OR2: Greenhouse gas emissions and climate change

The cement industry is linked with high CO_2 emissions and companies operating in this industry have to adhere to a host of regulatory frameworks to cut down emissions. These frameworks can affect the business operations and if not obligated, may affect brand value

Potential impact

Transitional Risk

- **Policy and Legal risk:** Emerging climate-related regulations such as carbon pricing mechanisms may impact JK cement business in the long run
- **Technology:** The need to transition to lower emission technologies, necessitated by regulatory or market environment, might lead to early retirement of our existing assets
- **Market:** With increasing climate change awareness, shift in consumer behaviour to greener products can lead to reduction in revenue
- **Reputation:** Being perceived as a high carbon emitter can reduce brand attractiveness to stakeholders in future

Physical Risk

- **Acute Risk:** Climate change events such as floods, cyclones and droughts can severely affect our operations by increasing cost of logistics and reducing production capacities
- **Chronic Risk:** Sustained increase in temperature, precipitation and water stress over a period can impact our businesses revenue in the long term

Our response

- Committing to Science based targets to reduce our GHG emissions
- Working towards reducing clinker factor
- Adding low-carbon products to our product portfolio
- Increasing the usage of renewable energy across our operations
- Broad-basing use of alternative fuels and raw materials
- Robust emergency repose plans to mitigate physical risks

Linkages to Strategic objectives

S01 S02 S07

Linkages to Capitals

OR3: Legal and compliance risk

Risk associated with non-compliance of regulations can pose challenges of lawsuits, monetary claims, investigations and proceedings. It impacts growth, revenue, employee growth, and business cycle.

Potential impact

Potential impact

- Regulatory violations can impact the operations and overall reputation of our Company
- Company may incur the investigation cost, financial penalties, disqualification, bans and profit disgorgement

Our response

We are involved in a compliance programme which aids in guiding and maintaining the regulations. Five key elements of the programme are Risk Assessment, Controls, Communication and Training, Monitoring and Reporting.

Linkages to Strategic objectives

S07

Linkages to Capitals

OR4: Energy prices

Energy risk can result in increased expenses and decrease profitability.

Potential impact

- An increase in the prices of fossil fuel would adversely impact the industry, leading to an increase in production costs
- It may affect the pricing of product and future cash flows

Our response

Driving optimization of fuel mix, energy efficiency and use of alternative fuel is a key focus area for us

Linkages to Strategic objectives

S01 S07

Linkages to Capitals

Risk management

Operational risks

OR5: Raw materials (including mineral components and fuel)

It involves the risk of not being able to procure the raw material at an optimum cost.

Potential impact

Scarcity of natural resources such as limestone, unavailability of fuels for production, stricter government regulations on consumption of fossil fuel, etc., can hamper normal business processes and affect the whole supply chain

Our response

- Continually expanding the blended cement portfolio
- Driving use of alternative materials to conserve natural resources
- Low-quality fuels are also utilised as additives to high-quality fuels at our plants
- Participate and secure fuel through auctions and import high-grade resources to supplement existing ones
- Consistently diversifying vendor base across geographies
- Maintained adequate inventory of raw materials, fuels and increased use of alternate fuels
- Adequate reserves of limestones

Linkages to Strategic objectives

S02 S07

Linkages to Capitals

OR6: Health and Safety risk

It includes risks related to health and safety of employees at workplace. It impacts the people, local community, and other engagements.

Potential impact

Local incidents can affect the overall business operations of the Company. Any injuries or fatality can interrupt the business processes.

Our response

- Driving the Zero harm programme to maintain safety at workplace
- Conducting awareness programmes related to social distancing, sanitation, thermal screening, wearing masks, etc.
- Shifting employees to remote working
- Conducting safety trainings

Linkages to Strategic objectives

S02 S04 S06 S07

Linkages to Capitals

OR7: Information Technology and cyber threats risk

It arises from inadequate support of IT systems and the loss of data with potential risk of cyber-attacks, computer malware, network outages, or human errors

Potential impact

In the wake of the COVID-19 crisis, the transition to remote location working has exposed us to a range of technical and human centered vulnerabilities, increased risk from cyber-attacks, and operational errors etc.

Our response

- Implemented VAPT (Vulnerability and Penetration Testing) for each and every deployment at JKCL Software through an external agency
- Engaged third-party agency for periodical Audit of our IT security systems
- Fine tuning of organisation-wide ISMS Architecture
- Ample policies and procedures defined for provision, management, and governance of Digital & IT at JKCL

Linkages to Strategic objectives

S02 S07

Linkages to Capitals

OR8: Talent management

Risk which arises due to lack of talent pool.

Potential impact

It is difficult to achieve the Company's mission without the right mix of talent pool.

Our response

- Incentivise star performers and follow people-centric approach to foster a vibrant work culture
- Talent management initiatives such as virtual sessions, employee support programmes, job satisfaction sessions, etc.
- Provided support during COVID-19 and promotions and increments were conducted as scheduled earlier
- Introduced variable pay for senior management

Linkages to Strategic objectives

S02 S07

Linkages to Capitals

Risk management

Financial risks

FR1: Risk involving credit ratings

Being a capital-intensive industry, some of the expansion projects are dependent on the support of the different channels of financing which are dependent on our credit ratings.

Potential impact

Higher credit rating leads to better access to funding sources, both short term and long term, and competitive interest rates, which positively impacts our cash flows.

Our response

Our Consistent Cash Flow with double digit volume growth (higher than Industry) and good debt to equity ratio resulted in improvement of Long Term Rating from AA to AA+ there by getting funding at lower Interest rate.

Linkages to Strategic objectives

S01 S03 S05 S07

Linkages to Capitals

FR2: Liquidity risk

It is associated with the cash flow of the Company.

Potential impact

It can affect us in not being able to meet our operational and financial obligations.

Our response

PAT has improved despite inflationary pressure on input raw material, power and fuel and logistic cost. Thus, the consistent cash flow from operations would help business to grow. Additionally, the Company has maintained sufficient and healthy liquidity at all times.

Linkages to Strategic objectives

S06 S07

Linkages to Capitals

FR3: Interest rate risk

This is associated with the change in the value of investments which impacts our cash flow.

Potential impact

Any movement in the interest rate can impact the profit of the Company, market value and financial results.

Our response

- Optimise the Company's position with regards to interest income and interest expenses to manage the interest rate risk
- Treasury performs a comprehensive corporate interest rate risk management by balancing the proportion of fixed rate and floating rate financial instruments in its total portfolio
- Maintain a good interest ratio coverage

Linkages to Strategic objectives

S01 S02

Linkages to Capitals

FR4: Credit risk

We sell our products to large projects on credit which exposes us to customer credit risk.

Potential impact

Counterparts failing to comply with their commitments, it adversely affects the Company's ability to maintain the required cash flow.

Our response

- Conduct regular assessment of the reliability and credit risks of our customers
- In the wake of COVID-19 outbreak, we closely monitored the risk of increase in bad debts
- Daily Sales Outstanding is regularly monitored using technology tools such as credit monitoring software

Linkages to Strategic objectives

S01 S02

Linkages to Capitals

Strategic objectives

Growing business for good

We have identified seven Strategic Objectives (SOs) that can enable our sustainable and profitable growth. These span across building our operational caliber, developing deeper links with our markets and customers, and finally, transforming towards a more sustainable business.

Strategic objectives	Short term	Medium term	Long term	Linkage with risks
S01 Capacity expansion	4 MTPA expansion at Panna, MP along with a split grinding unit at Hamirpur, UP under implementation	Plan to increase capacity to 25 MTPA by FY 2024-25	Roadmap for 30 MTPA of cement capacity has been developed	FR1, OR1, OR2
S02 Operational efficiency	Increase use of AFR and decrease clinker factor	Increase share of blended cement, and work on fuel and power efficiencies	Be amongst the top 3 lowest cost producers of cement in the industry	OR1, OR2, OR4, OR5, OR6, OR7, OR8, OR9
S03 Consolidate market position	• Maintain and improve market share in existing market for all products. • Enter untapped markets of UP and MP for Grey Cement	• Reinforce leadership position in the White Cement business by improving utilisation and increasing distributed (toll) manufacturing of value added products • Consolidate position in UP and MP markets for grey cement	Drive market share gains with increased capacity and be among the top 3 in market share in each of our markets	ER1, ER2, ER4, FR1
S04 Widen visibility	• Enhance brand visibility further through print and online media and consumer promotions • Maintain market share	• Expand and improve distribution network • Engage with key influencer and channel partners • Best-in-class Customer Technical Services and strong brand equity leading to rising share in trade segment	Strengthen our brand equity and reinforce our position as a premium brand	ER1, ER2, ER4, OR6
S05 Premium and value added product portfolio	Increased volume of premium and value-added products	• Grow proposition of VAP across existing and new markets • Increase share of premium products in grey cement to 25% of trade volume • Launch new value-added products	Entering into Paints business to leverage our white business network	ER1, ER2, ER3, ER4, FR1
S06 Customer centricity	• Meet customers' rapidly changing expectations • Provide rich customer experience • Resolve customer grievances	• Supply quality products at the right price • Strengthen Customer Technical Services and engagement with different customer segments including IHB, contractors, etc. • Leverage technology such as GPS enabled trucks for faster delivery of products	To become the preferred supplier of our products	OR6, FR2
S07 Sustainable operations	• Work towards reducing water footprint. As of FY 2021-22, we reduced water withdrawal intensity by 12% • Work towards renewable energy capacity • Use of alternate fuels with lower emissions impact; manage waste focussing on reduce, reuse and recycle • Currently we have 17.2 MW of Renewable Energy (Solar and Wind) and it is proposed to increase to a total capacity of 55.7 MW by FY 2022-23	• In our clean power portfolio, we have WHRS installed at Nimbahera and Mangrol having a total capacity of 42.3 MW. Further to increase the WHRS capacity, 42 MW of WHRS is planned, taking the total to 84.3 MW by FY 2023-24	Strive to reduce air emissions associated with cement industry through innovation in operations and greener technologies to meet out targets set out for 2030	OR1, OR2, OR3, OR4, OR5, OR6, OR7, OR9, FR1, FR2

Sustainability strategy

Taking incremental steps towards a more sustainable future

Our sustainability charter reflects our holistic view on the kind of business we want to become. Taking a consultative, osmotic approach we have involved all our stakeholders and incorporated the most innovative approaches to design our plan.

We aspire to provide our stakeholders with long-term economic benefit. Our sustainability plan, which is based on our vision and mission, was developed through comprehensive internal and external consultations, peer benchmarking, and alignment with national and international goals. We have established a meticulous and methodical sustainability governance structure through constant monitoring, accountability and transparency.

Strategic framework - Dynamic foresight to retain a competitive edge

Our sustainability framework rests on four pillars – climate, waste as resource, environment, and people and communities. These pillars are mapped with our strategic interventions as well as UN SDGs.

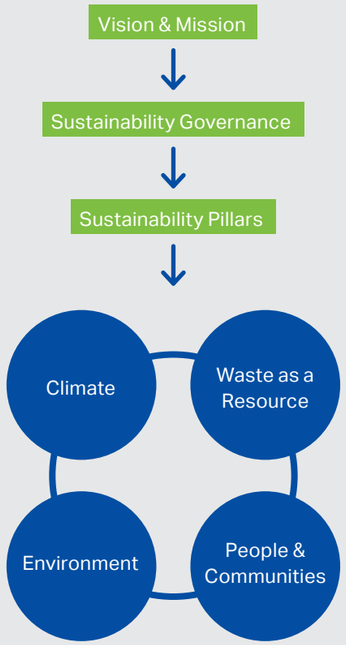

Our focus areas

Climate

Key focus areas

Strategic interventions

Energy efficiency and use of clean energy

- Increased use of green power in manufacturing units
- Increase captive renewable generation capacity
- Increase Waste Heat Recovery System (WHRS) capacity
- Improved thermal and electrical energy efficiency in manufacturing units

Low-carbon transportation and logistics

- Encourage rail transportation to transition towards greater use of electric energy/renewable sources
- Incentivise and build the capacity of suppliers to make our supply chain green

Resilient and sustainably built environment

- Collaborate with the construction and infrastructure sector to develop climate-resilient infrastructures, provide customised solutions, and durable and resilient building materials (cement)
- Partner with research institutions to develop sustainable and innovative products

Environment

Key focus areas

Strategic interventions

Water and biodiversity conservation

- Increase use of low-grade limestone and in the process reduce dependency on high-grade limestone and extend quarry life
- Increase green belt of entire occupied area
- Scale up rainwater harvesting efforts
- Reduce dependency on ground water by increasing mine water utilisation
- Increase biodiversity conservation initaitives: development of a Biodiversity park in 50 hectare of area along with Miyawaki plantation, which will be completed in three phases by FY 2024-25

Sustainability strategy

Waste as resource

Key focus areas

Strategic interventions

Increase use of AFR

- Increase replacement of virgin raw materials and fuels with alternative raw materials and other substitutes
- Reduce clinker ratio
- Increase production of blended cements

People & Communities

Key focus areas

Strategic interventions

Skills enhancement

Link Company-specific initiatives for state and national skill development

Enhance diversity and inclusiveness

- Increase the share of women in total workforce
- Scale involvement and access to local vendors and suppliers

Skills enhancement

Achieve zero harm/incidents/accidents

Communities

Increase beneficiaries of CSR initiatives

Transport safety

- Develop a safety rating system for drivers
- Extend health and safety measures to market fleet

Our targets and performance

We have defined certain targets that are mentioned below which relate to our prioritised material topics. We also have mechanisms in place to ensure that the Company strives to achieve these targets such as recognition awards on meeting milestones, adequate capital expenditure to build capacity for achieving our targets and linkages of employee compensation to targets by setting suitable KRA that align with the target milestones. A few examples of KRAs aligned to our targets include:

- Targets applicable to AFR department on the thermal substitution rates of the plants to ensure we are able to reduce our CO_2 emissions
- Disclosure and ESG ratings related KRAs applicable to Corporate Sustainability Team
- Safety incident related KRAs applicable to line managers and plant heads
- Plantation targets applicable to environment team to ensure reforestation in quarries and plant vicinity

The progress on these targets are mentioned in the Natural Capital and Human Capital sections of the Integrated Report.

Climate change - GHG emissions intensity — Sp. direct net CO_2

$KgCO_2$/tonne cementitious
(Scope (1+2) excluding CPP & AFR)

Waste as a resource — TSR rate %

Environment - Water positivity — Times

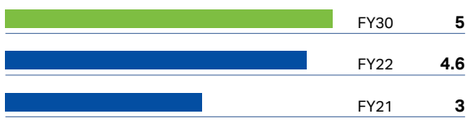

Climate change - Green power — Green Power %

People - Training per permanent employee — Man hours



People - Share of women in total workforce — %



Sustainability strategy

Sustainability governance structure

At JK Cement, we have a well-defined governance structure in place for ensuring sustainable operations. The CSR and Sustainability Committee of the Board oversees the workings of the Sustainability Steering Committee comprising of the Managing Director, C-Suite and the Environment and Sustainability Head.

CSR Committee

The Committee's prime responsibility is to assist the Board in discharging its sustainability responsibilities by way of formulating and monitoring implementation of the Company policies on sustainable operations, observe practices of Corporate Governance at all levels, and to suggest remedial measures wherever necessary.

Sustainability Steering Committee

The role of this committee is to provide inputs to the CSR and Sustainability Committee, which reports to the Board on a quarterly basis. The Board sets the overall objectives and provides direction to the management to achieve sustainability goals within the given framework.

Corporate Sustainability Council

This Council is represented by Plant and Functional heads and is charged with the implementation of sustainability initiatives across JK Cement's operations. It plays a major role in developing sustainability awareness across the organisation and is responsible for communication, reporting, alignment with the global best practices. The Council also facilitates sustainability audits, participating in environmental and social awards, and providing relevant information and disclosures to the stakeholders as well as sustainability rating bodies.

Our Sustainability Champions across plant locations interact with the Council. They collectively provide inputs to the Sustainability Steering Committee.

Our Sustainability Governance Structure

Capital wise performance

Financial Capital

Financial stability fuels our future ambitions

Generating optimal economic returns for our stakeholders has always been our primary focus. To achieve this goal, we continuously conduct our business with dynamism and prudence so that we can build a solid bedrock for greater competitive leverage.

Our key financial activities include investments in niche expansion programmes, ramp-up of capacities, extensive process reorientation to optimise costs and opportunistic leveraging of all emerging avenues help to create our competitive advantage. A strong financial foundation reinforces all other capitals and creates great resilience.



Impact of financial capital on other capitals

Manufactured capital

Increased capital for building and expanding operations and our manufacturing facilities

Intellectual capital

- Improved R&D capabilities
- Capital for new product deployment

Natural capital

Increased Capital for initiatives aimed at meeting environmental and climate change targets

Human capital

- Improved living wages for the workforce
- Increased hiring, training and retention of skilled workforce

Social and relationship capital

- Greater CSR investment in communities
- Robust foundation for dealer and supplier engagement

Capital wise performance

Financial Capital

Financial KPI trends (Standalone)

Net Sales

₹ Crores

4-year CAGR 13.46%

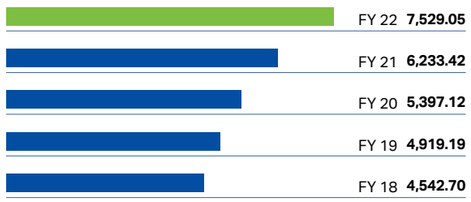

y-o-y 20.79%

EBITDA

₹ Crores

4-year CAGR 16.24%

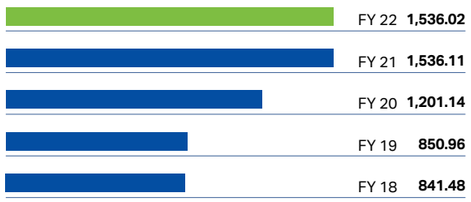

y-o-y Flat

Free cash flow

₹ Crores

4-year CAGR 18.48%

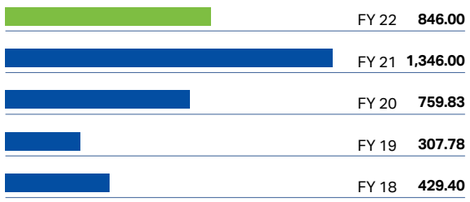

y-o-y (59)%

Net Worth

₹ Crores

4-year CAGR 18.62%

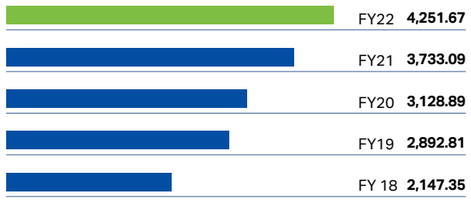

y-o-y 13.89%

Bookvalue per share

₹

4-year CAGR 15.69%

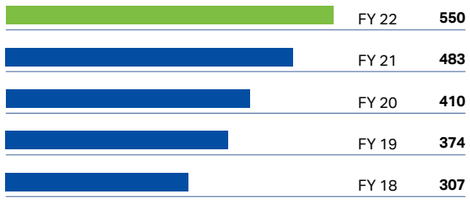

y-o-y 13.87%

Market capitalisation

₹ Crore

4-year CAGR 27.55%

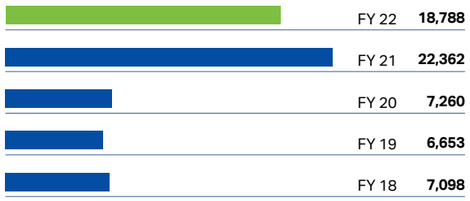

y-o-y (15.98)%

Profit After Tax

₹ Crores

4-year CAGR 16.54%

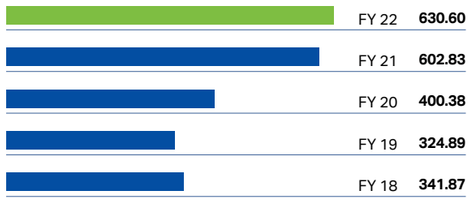

y-o-y 4.64%

Earnings per share

₹

4-year CAGR 13.67%

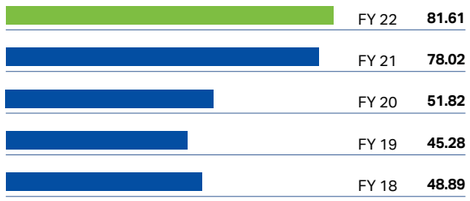

y-o-y 4.60%

Capital Allocation

Ongoing projects

We have allocated ₹2,970 Crores capital expenditure for greenfield Grey cement expansion project having capacity of 4 MTPA at Panna & Hamirpur with WHR of 22 MW. Work is in progress as per schedule with a capex of ₹ 1,535 Crores as on 31 March 2022.

Financial Closure of Consortium Project Loan for ₹1,680 Crores from Banks is completed at an interest rate of 7.20% p.a. Also availed disbursement to the tune of ₹489 Crores in FY2022.

New projects

We intend to increase our production capacity to 25 MTPA in next three years, from our current capacity.

Besides the above, we have a sustenance CAPEX of around ₹250 Crores per annum.

Debt profile

Our standalone gross debt stood at around ₹2,850 Crores and consolidated gross debt at ₹3,434 Crores as on 31 March 2022.

	FY18	FY19	FY20	FY21	FY22
Debt equity ratio	1.04	0.76	0.84	0.80	0.76
Interest coverage ratio	3.62	4.09	5.06	7.36	6.60
Current ratio	1.32	1.34	1.31	1.94	1.64
Fixed asset coverage ratio	1.61	1.65	1.70	1.58	1.67

Manufactured Capital

Growing business, growing capacities

Our plans for the future are linked to the manufacturing capabilities that we are building today. With an existing presence in North, West and South India, we are now expanding to other parts of Central and Northern India.

We hope to achieve our ambitious growth sustainably and are creating green capabilities in energy and through responsible mining practices. Synergies that add to our operating efficiencies are the location of our integrated and split grinding units near rail and road networks, making it possible for us to reach our markets easily and cost effectively.



Impact of financial capital on other capitals

Financial capital

Continuous production to generate revenues

Intellectual capital

R&D to develop new products

Natural capital

Consumption of resources such as land, water, fuel and raw material

Human capital

Employment of people. Educating people on technical as well as non-technical subjects

Social and relationship capital

Strengthen relationship with dealers and customers with reliable product supply

Capital wise performance

Manufactured Capital

Target

Increase production capacity to ~25 MTPA in the next three years, by expanding its footprints in Central and Northern India

Progress

Work is on full swing for new capacity addition in central I-ndia and increase in the existing facilities.

Enhancing our grey cement capacity

We have significantly enhanced our manufacturing capacities for production of grey cement so that we can fulfil the enhanced demand across India. We are adding capacities in the Central and North regions, in addition to our existing facilities in North, West and South India which will greatly help our logistical reach.

Ongoing projects

The Nimbahera Line 3 upgradation was completed and commissioned in September 2021. This resulted in energy efficiency and increase in clinker production.

The 4 MTPA Greenfield Grey Cement project at Panna in Madhya Pradesh is under construction along with a split grinding unit at Hamirpur in Uttar Pradesh. It is expected to become operational in the near future.

Enhancing market position

Under our new campaign – 'Maati ka Laal', we are expanding our outreach in untapped markets of Uttar Pradesh and Madhya Pradesh.

New Projects

We plan to increase our cement production capacity to 25 MTPA by FY 2024-25

14.7MTPA

Grey Cement Total

4.25 MTPA
Nimbahera, Chittorgarh (Rajasthan)

1.50 MTPA
Jharli, Jhajjar (Haryana) (Split grinding unit)

3.25 MTPA
Mangrol, Chittorgarh (Rajasthan)

1.50 MTPA
Aligarh (Uttar Pradesh) (Split grinding unit)

3.00 MTPA
Muddapur (Karnataka)

0.70 MTPA
Balasinor (Gujarat) (Split grinding unit)

0.47 MTPA
Gotan, Nagaur (Rajasthan)

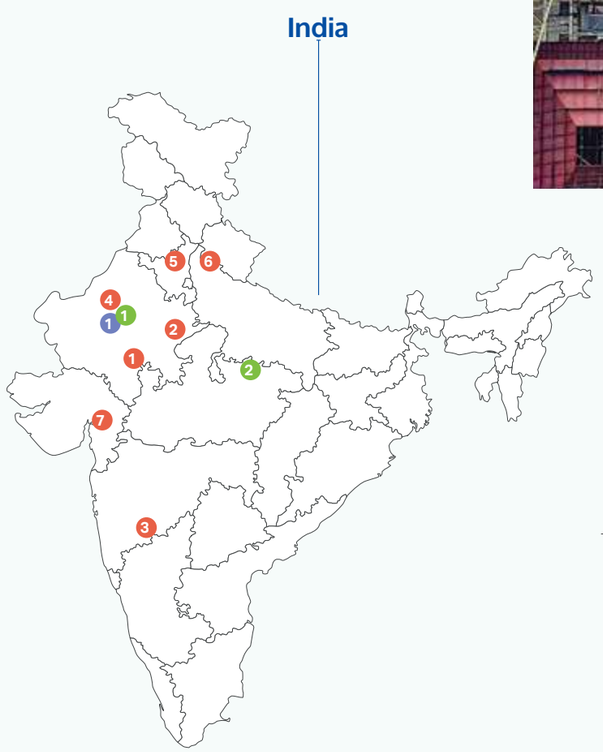

1.5 MTPA

White Cement Total

0.88 MTPA
Gotan, Nagaur (Rajasthan)

0.60 MTPA
Fujairah (UAE)

1.3 MTPA

Wall Putty Total

0.63 MTPA
Gotan, Nagaur (Rajasthan)

0.70 MTPA
Katni (Madhya Pradesh)

Capital wise performance

Manufactured Capital

Revenue mix

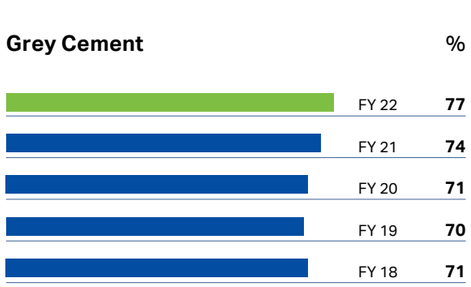

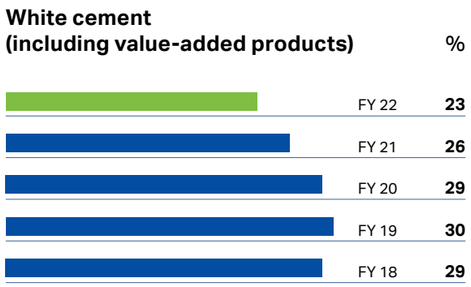

Our energy capacity

Our expansion plans are based on setting up of energy-efficient plants.

- Our total thermal Captive Power Plant (CPP) capacity is 102.5 MW.
- Within our clean power portfolio, we have WHRS systems installed at Nimbahera and Mangrol, with total capacity of 42.3 MW. Further, 20 MW WHRS is planned at the Muddapur plant in Karnataka and 22 MW at Panna in Madhya Pradesh, which are expected to be completed by FY 2023-24
- Currently we have 17.2 MW of Renewable Energy (solar and wind) which is proposed to be increased, with total capacity reaching 55.7 MW by FY 2022-23

Creating a sustainable supply chain

As a part of our sustainable supply chain, our Maliakheda Mines are connected with our Mangrol Plant through high-speed Overland Belt Conveyor to avoid the transportation of limestone via road.

This has significantly reduced CO_2 emissions by reducing our fuel consumption for limestone transportation via road. The high-speed Overland Belt Conveyor travels at a speed of five metres per second. This project has also eliminated safety hazards like over-speeding of vehicles, material spillage due to overfilling, and road accidents.

Intellectual Capital

Sharpening our innovation-led competitive strengths

Our R&D capability is the most critical part of our business model. A high-growth vector, immense competition and growing customer needs have turned the market into a product-led one. Our pedigree of strong R&D based product development has meant that we have a varied product portfolio that is able to address unique needs.

The outcome of our R&D activities build our competitive advantage, and enable us to build new competencies. In FY 2021-22, ₹ 1.9 Crores was spent on R&D by the Company.

Impact of financial capital on other capitals

Financial capital

Technology upgrades, digitisation, and process improvements to enhance long-term profitability

Manufactured capital

Innovations and procedural improvements for better efficiency

Natural capital

Clean technology to improve operational efficiency and reduce negative environmental impact

Human capital

Enhanced capabilities of workforce by leveraging various digital learning tools

Social and Relationship capital

Improved customer satisfaction and digitalisation of value chain

Capital wise performance

Intellectual Capital

Technology infrastructure

Augmenting R&D capabilities with our new Cement Concrete Lab (CCS)

The inauguration of the Concrete Lab significantly adds to the capabilities of the existing state-of-the-art R&D lab at our Muddapur plant. The lab aims to set new benchmarks in innovation and will help us to test the strength of fresh and hardened concrete.

Furthermore, our Muddapur plant is equipped with a Robo Lab and an Automatic Blain Analyser, which aids in process control and quality control using the best available technologies. Our entire plant's operations are managed by Central Control Room (CCR), which also includes Fuzzy Operation.

₹ 1.9 Crores
Spent on R&D activities

Management approach to using R&D for responsible business operations

- Carry out R&D activities to enhance the use of additives such as fly ash and slag to boost blended cement production
- Reduce natural resource consumption
- All units certified with ISO 9001:2015, ISO 14001: 2015, OHSAS 18001: 2007 and ISO 50001: 2017
- Continuous process optimisation for better energy efficiency and lower costs

The importance that JK Cement place on R&D is reflected in our use of R&D as a means of constant improvement. Our cutting-edge labs at our plants in Nimbahera, Mangrol, and Gotan help in constant enhancement of process control instrumentations and quality control systems.

Product development

Our technological progress has enabled us to launch innovative new products. Some examples in FY 2021-22 are listed below:

We have launched seven new colour shades in TileMaxX Grouts range and eight new colour shades in Epoxy Grout and Cementitious Grout.

Going digital

We initiated our Digital Journey a few years ago, automating services and switching to paperless operations. Process control and calibration was also moved to digital platforms. In FY 2021-22, we have inaugurated newer capabilities that further extend the digitalisation of our operations.

Laboratory Information Management System (eLIMS)

To become future ready, we introduced "**eLIMS**," a central repository for all the quality data of Laboratory and to trace and track all the samples they received/carried out tests/record results automatically. Our latest digital initiative acts as an interface for the data from automated lab testing equipment. It automatically creates sample records of incoming raw materials quality data, which was earlier maintained in excels. This initiative helped us achieve a more robust data management systems at a cost of ₹ 1.1 Crores.

Capital wise performance

Intellectual Capital

Launch of apps to speed up stakeholder communications

We have launched a range of apps for our stakeholders within the distribution channel, who are associated with our product categories/brands and act as brand influencers or direct intermediaries. Through these apps we share our best practices and knowledge and provide easy access to benefits – so that their all-round welfare is supported. Some of these functions are briefly described here:

Dealer Network App - Real- time Distribution

The proprietary DNA app is a real-time Distribution Management System that connects and empowers our channel partners and provides them with a self-service portal for their day-to-day business needs. Benefits include 24x7 visibility, finance management, performance management, inventory management, sales management and procurement management.

Painter Loyalty Programme App

The Uphaar app runs a point-based loyalty programme, exclusively designed for the painters connected with JK White Cement's distribution network. Through the app JK Cement tries to make a positive difference in their lives by offering benefits like life and accidental insurance cover, scholarship funds, as well as, business enablement tools. Through the app, training workshops are offered and interested painters can enhance their skills and get educated on using new-age tools.

Contractor Loyalty Programme App

The Shoorveer app is an exclusive reward and recognition programme for contractors who are regular users of JK Super Cement. Through the app, the company shares knowledge on the best construction practices, enabling contractors to adopt, learn and progress. Shoorveer rewards its programme members for their continuous support in brand-building for the Company and for actively engaging in the programme activities. The programme members enjoy special privileges that are customised for them.

Dealer Loyalty Programme App

Samridhi is a loyalty programme exclusively designed for the channel partners of JK Super Cement. The programme aims at recognising the dedicated dealers of JK Cement for their longstanding relationship with the company and providing them with a platform to grow their business. The programme members enjoy special privileges that are customised for them.

Contributing to the development of India's hi-tech medical research capabilities

Innovation-led development creates the foundation for long-lasting growth. Spurred by this belief, JK Cement has always supported public endeavours to build capabilities in science and research.

We have entered an MoU with the Indian Institute of Technology at Kanpur to collaborate in the Institute's ambitious programme of setting up a School of Medical Research and Technology. JK Cement will be funding the development of a Super Specialty Hospital which is part of this programme and has committed ₹ 60 Crores for this purpose. Centers of excellence on futuristic medicines are also planned as a part of this overarching programme. Developing critical research infrastructure is crucial if the nation has to meet its developmental goals, as breakthroughs in research help achieve goals in swifter and more optimal ways.

Our mentor-leader Shri Yadupati Singhania was an alumnus of the esteemed IIT-Kanpur, and the proposed super speciality hospital will carry his name. JK Cement is extremely proud to be part of this venture, as it allows us to contribute towards nation-building in the modern era, while also showcasing the rich heritage and public involvement that the company has always demonstrated. The hospital bearing our leader's name will stand testimony to the role played by Yadupati Singhania in growing JK Cement to become one of the world's largest cement makers. We are proud of where we have reached today and feel humble to be able to contribute towards the development of India's research capabilities.

Natural Capital

Adapting to sustainability needs and discovering new value

We have a strong commitment towards sustainable manufacturing. While the cement industry has little choice but to turn aggressively sustainable, our focus has always been opportunistic. We view sustainability considerations as the new lens for recasting business profitability and rediscovering new sources of value.

We, at JK Cement understand that operating sustainably is a journey and not a destination. We are constantly improving ourselves through our responsible behaviours, technology interventions, process optimisation and environment-friendly operations. During the reporting period, no fines, penalties or non-compliances regarding environment were recorded, and this is testimony to the success of our efforts.

Impact of financial capital on other capitals

Financial capital

Greater investments in green energy and environment-friendly processes

Manufactured capital

Installation of pollution control equipment and judicious use of recources

Intellectual capital

Need for innovation for resource optimisation and circular economy

Human capital

Train our workforce on best practices of environment conservation

Social and relationship capital

Improved health and wellbeing due to better environment

Energy and Climate Change

JK Cement is always striving to reduce its carbon footprint. We are also actively working on improving our energy efficiency.

Building a platform for meeting our energy efficiency objectives through Green Yodha and Energy Compact

JK Cement,along with other leading Indian firms, has recently committed to the Green Yodha initiative to conserve and multiply the impact created by digitalisation towards reducing carbon emissions. We have partnered with Schneider Electric's EcoStruxure Solution to optimise energy and fuel consumption. EcoStruxure is an integrated one stop solution for electrical distribution, control and automation which will lead to seamless integration of all energy measurement tools and adoption of digitisation solutions.

Our commitment towards The Energy Compact, a transition program by the UN for clean energy hosted by MNRE in India, demonstrates the key role that renewables play in our future strategy. The Energy Compact initiative is building a green future for the cement industry across the world and will serve to create great synergies and accelerate the process of change. JK Cement has committed to targets for its renewables adoption, with more than 75% of our energy requirement coming from green sources by 2030. We are excited to partner in the transition as we all build a greener tomorrow, together.

Capital wise performance

Natural Capital

Energy and GHG management measures implemented at JK Cement

- Lowering our clinker factor
- Increasing share of blended products
- Transitioning to renewable energy
- Expanding our WHRS capacity
- Committed to SBTi-evaluating corporate-level target
- Increasing our Thermal Substitution Rate (TSR)
- Process optimisation to improve energy efficiency

Incentives for Climate Change risk management

In order to manage and adapt to the risks identified due to climate change, we incentivise our employees who support the climate change ambitions of the Company. Climate targets is one of the important KPIs which is linked with the employee annual appraisal. We have also implemented KAIZEN to address the climate risk.

JK Cement is one of the Indian Cement Company to Submit **Energy Compact** with the Ministry of New Renewable Energy

Water reduction projects: For any innovations which have led to reduction in water consumption, 'Monetary Rewards' are given.

Energy efficiency: For any suggestion of innovative ideas related to energy reduction and efficient production etc. 'Recognition Award' is given

Circular Economy Recognition award: Awards are given for any suggestion/improvement in TSR%, waste utilisation, waste management, low grade limestone utilisation, etc.

We have committed to SBTi in line with 2 degree scenario to meet the Paris Agreement and accordingly our Company has aligned the entire business with UN SDG's. By implementing various measures of decarbonisation we will cut GHG emissions (Scope 1 + Scope 2) by 21.7% between FY 2019-20 to FY 2029-30. The various measures proposed are - to increase the share of green power mix (RE+WHRS) to the level of 75%, decrease clinker factor to the tune of 65% by producing more blended cement and to increase the TSR to the level of 35% by partially replacement of Kiln fossil fuel with Biomass & AFR. Over the years, JKCL has taken numerous initiatives for clean and green technology perspective.

Turning to bamboo for a sustainable way out of the fossil fuel loop

Bamboo has several advantages as a carbon-neutral alternative.

It is a fast-growing grass that produces forests easily. A hardy and durable native species, bamboo trees can be used as alternatives for timber/wood and even coal for combustion in the kilns. Its easy replaceability and carbon sequestration advantages are a bonus.

Energy farm is a pilot project that JK Cement is running at the Nimbahera plant to meet the threefold objectives of reducing our carbon footprint, maximising our land utilisation and finding AFR. As part of the project, 1,570 bema bamboo saplings have been planted, which are a self-generating species. Planted over an area of 1.6 acres, the bamboo plantation has attained a height of approximately 15 feet in six months and is expected to attain full growth the next three years. We are expecting a yield of 63 tonnes/year for the first harvest, which will be the third year for the plantation. A stabilised average yield of 94 tonnes/year is expected for the 1,570 trees planted.

We also have a bamboo garden at our Muddapur mines and here we have started using drip irrigation in order to avoid the use of tanker water or direct withdrawal from the mines. As a result of drip irrigation, 768 m3 of water consumption has been avoided saving ₹ 36,000 per day.

Bamboo has proved to be an effective alternative in several ways and could be adapted more extensively across our facilities to lessen our carbon footprint and also act as an on-premise biosphere. JK Cement is taking the lead with such initiatives to build a greener tomorrow through comprehensive impact.

Capital wise performance

Natural Capital

Modernisation of Line No. 3 at Nimbahera

To reduce our carbon emissions in line with our target reduction of 21% by FY 2029-30, we are constantly upgrading the technologies we use. With a focus on becoming an energy-efficient plant, our Line No.3 of Nimbahera plant has been upgraded with the replacement of the old four-stage preheater (SCL) with a modern five-stage preheater (ILC). The other alterations that have been done include replacement of VRM with Horizontal Roller Press for Raw Meal Grinding, and replacement of old Ball Mill with VRM for coal and pet coke grinding, replacement of reciprocating compressors (water Cooled) with Screw Compressors (Air Cooled).

Benefits of the Initiative:

Reduction of Specific power and heat consumption.

Electric Vehicles for employee commuting

Moving towards low- and zero-emission transportation, the first battery operated vehicle for ferrying employees was inaugurated at our Nimbahera plant. This service is being made available to those employees who commute to the plant in their personal vehicles or by company vehicle. This initiative has helped us reduce emissions, increase energy efficiency, and also improve the quality of life of the people and wildlife living in the adjoining areas.

Green power out of total power consumed

%

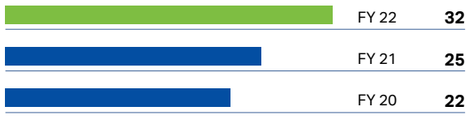

Specific thermal energy

GJ/t of clinker



Specific electrical energy

(kWh/t of cement)

Thermal substitution rate

%

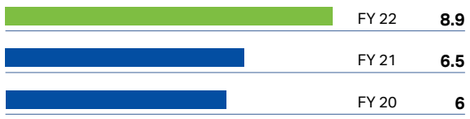

Specific Net CO_2 emission (Scope 1 + 2)

kg/t of cementitious products)

GHG Intensity

Targets for FY 2029-30

Specific Direct and Indirect net CO_2 emissions to be reduced to 465 kg/ tonne of cementitious products from 593 kg/ tonne of cementitious products in baseline year FY 2019-20

Progress as on FY 2021-22

553 kg/tonne of cementitious products. We are on track to meet the targets of FY 2029-30

Green Power Mix

Targets for FY 2029-30

Increase Green power (Wind/Solar/WHRS) to 75% from baseline year: FY 2019-20

Progress as on FY 2021-22

32% green power

TSR

Targets for FY 2029-30

Increase thermal substitution rate by 35% from baseline year: FY 2019-20

Progress as on FY 2021-22

8.9% thermal substitution rate

Capital wise performance

Natural Capital

Air emissions

We are conscious of the potential negative impact of our operations on the air quality and take stringent measures to curb air emissions. This includes measures to reduce SOx, NOx, and dust emissions. We have installed electrostatic precipitators (ESPs) and baghouse filter to control air emissions quality. Our Continuous Emissions Monitoring Systems (CEMS) monitor and help us regulate the air emissions resulting from our combustion and kiln processes. We diligently comply with local regulations of the areas we operate in. Our plants' ambient air quality is also monitored, and emission levels in FY 2021-22 were confirmed to be below permissible limits. As a proactive action and to further improve the ambient air quality, we have also installed pulse radio wave technology to handle airborne pollutants at our factory premises in Nimbahera, Rajasthan.

Circular economy

Alternative fuels and raw materials

We are committed to reducing our natural resources consumption and we have taken calibrated steps in this direction. We utilise the refuse from other industries like fly ash and slag as Alternative Raw Materials (ARM). In addition, we use waste as Alternative Fuel Resources (AFR) like agro-waste, carbon black, fibre mass, plastic waste, liquid mixed waste, RDF/municipal waste and solid mixed waste are used in kilns to partially replace fossil fuel.

2.5 MnT
Fly ash and Slag consumed

8.9%
TSR rate

Plastic negative operations

We are conscious of the impacts of microplastics on our environment and endeavour to help in diversion of plastic waste from landfills. We actively collect plastic waste which includes burst or waste cement bags and have been co-processing plastic waste in our AFR to generate energy. This helps in serving the dual purpose of reducing waste footprint and increase of TSR percentage. In FY 2021-22 we co-processed 2.4 times the plastic waste introduced into the environment by us through plastic packaging bags of our cement.

JK Cement has signed an agreement with multiple Municipal Corporations to collect, segregate, pre-process RDF and MSW for co-processing in our cement kilns at Nimbahera and Mangrol in Rajasthan and at Muddapur in Karnataka. Our efforts are aimed at cleaning the cities under the Swachh Bharat Mission and to co-process the plastic contents being introduced by our products sale as part of our EPR obligation under Plastic Waste Management Rules.

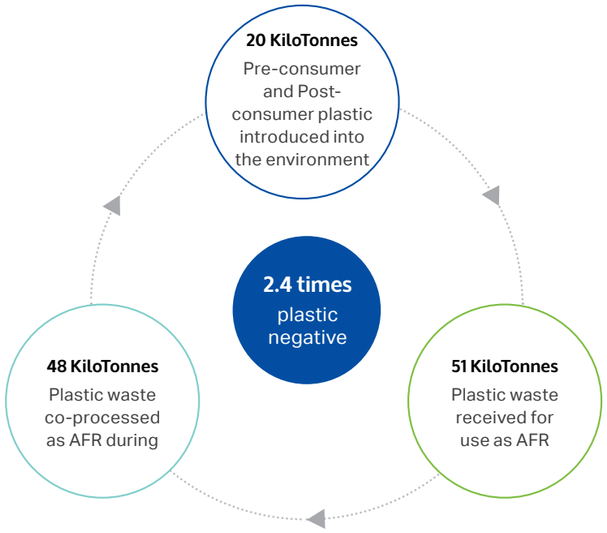

Waste management

We are committed to actively monitoring, minimising, reusing, and recycling the waste we generate from business operations. Both hazardous and non-hazardous waste, generated at our manufacturing facilities, are disposed in accordance with local laws and regulations. In addition to reusing alternative raw materials, we undertake co-processing at our facilities which allows us to divert non-recyclable waste streams to waste heat recovery processes.

Plastic Awareness Programme at the Muddapur Plant

JK Cement Works, Muddapur celebrated a Plastic awareness programme at the City Municipal Council Hall, Bagalkot, during Azadi ka Amrut Mahatsov celebrations. The team distributed 500 cloth bags amongst the public and corporation officials present at the event to create awareness about doing away with "single-use plastics".

Responsible mining and biodiversity protection

We ensure that the mining operations in our limestone quarries and surrounding areas follow responsible mining practices and are in compliance with the applicable laws and regulations.

We conduct thorough inspection and surveillance programmes and installed latest equipment on-site for monitoring safe storage as well as for the transfer of fuels.

Our environmental policy and biodiversity policy clearly define our commitment and guide our plant specific biodiversity action plans for environment conservation by working with local communities and plant horticulture teams. In FY 2021-22, we spent ₹ 4.6 Crores on the new plantation and on maintaining the existing plantation.

Our biodiversity management process includes the following:

- Mining plans in place that are approved by regulatory authorities that clearly define our reforestation plans and timelines. We conduct Environmental Impact Assessments (EIA) as part of the mining approval plans submitted to regulatory authorities. As of FY 2021-22, there are no designated forest lands which are part of our quarries, hence there is no deforestation taking place.
- Evaluation of quarry land status after use to determine reforestation steps to be applied
- Development of green belt through sapling plantation based on the reforestation plans
- Documentation of sapling survival rate for monitoring of reforestation progress

We adhere to the compliance and statutory requirements related to spillage and subsequent recovery.

Investments in Plantation management

(₹ Cr.)

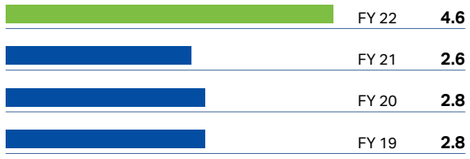

Preserving local biodiversity, greening arid zones:

How JK Cement is helping to build a greener tomorrow

JK Cement believes that to build a greener tomorrow, incremental change at the grassroots level, can make all the difference. At our Ahirpura Mines, located near our Nimbahera plant, we have created a biodiversity park as a secure habitat for local flora and fauna where native species are preserved. The park also helps improving the ecological footprint of the organiation by acting as a carbon sink that serves as an offset for our carbon emissions.

The biodiversity park is being developed in three phases across a 50-hectare area where more than 50,000 saplings will be planted in phases stretching till FY 2025.

- Target Phase 1 – **20 ha, 20,000 saplings in FY 2023**
- Target Phase 2 – **15 ha, 15,000 saplings in FY 2024**
- Target Phase 3 – **15 ha, 15,000 saplings in FY 2025**

We are also targeting to carry out biodiversity assessments across all Integrated plants having quarries at Nimbahera, Mangrol and Muddapur by 2025. We conduct periodic biodiversity risk exposure assessments and develop sapling plantation targets based on area of coverage and sapling survival rate.

To further ensure a positive impact, we are partnering with third party experts for biodiversity impact assessment. All seven quarries have environmental clearances and biodiversity protection plans in place.

Miyawaki forests at Muddapur

At JKCL, we are not only committed to protecting the existing biodiversity but also to create the right habitat in urban areas to ensure that it flourishes. Our Muddapur mines needed a thick green cover. So, since 2021, we have adopted Miyawaki plantation technique which grow trees in two to three years and are self-sustaining plantation areas. This has not only increased the green cover but also has helped lower temperatures in concrete islands, reduce air and noise pollution, attracted local birds and insects, and create carbon sinks.



Capital wise performance

Natural Capital

Water management

Water management has undergone a recent paradigm shift in our cement businesses as water scarcity is increasingly becoming a major concern because most of our operations are in dry, water-scarce areas. We work continuously towards limiting our water usage and improving our water recharge reserves as well as raising awareness among our stakeholders about its optimal use.

All our manufacturing facilities are zero-water-discharge plants that treat and reuse all domestic and industrial wastewater generated on-site. Although we rely on surface water (river water) for water consumption, we reuse the treated wastewater for a variety of purposes. These include plantation and gardening, green belt development, machinery cooling, and coal yard dust reduction, among others.

Water Positive Times

FY 22	**4.6**
FY 21	**3**
FY 20	**3.2**

Investments in Water management (₹ Cr.)

FY 22	**10.9**
FY 21	**2.7**
FY 20	**0.9**

5 times water positive

Target for FY 2029-30



For all our manufacturing facilities:

We use a variety of methods to reduce freshwater withdrawals, including rainwater harvesting, process water efficiency improvements, and the development of innovative products. Since Rajasthan (one of our plant locations) is a semi-arid region, we integrated Air Cooled Condensers (ACC) with Captive Thermal Power Plants (CPP), which reduced water usage by more than 90% compared to standard water-based cooling towers. We also installed mine water treatment plant for utilising the mine pit water for drinking and domestic purposes in plant and colony premises to reduce the dependency on groundwater.

Some of our initiatives are:

1. Switching from Water to Air Cooled Condenser at CPP resulting in reduction of water consumption to increase the life of our water resource.
2. Installation of Drip Irrigation system in our green cover plantations. It will provide the opportunity for increasing green cover with better survival.
3. Use of City Sewage Water for Plantation for fulfilling the need for additional green cover with better survival.
4. Terminatin leakages by replacing old storage and pipelines.
5. Connecting of all mine pits by laying pipelines to increase water storage at our own mines.
6. We constructed a water pond in our nearby village area which is filled with rainwater collected in our mine pit to meet the water requirement for agriculture purposes etc.
7. Installation of mine pit water treatment plant for drinking and domestic purposes at plant and colony which has facilitated in reducing the dependency on groundwater. The groundwater will be available to society for various purposes including agriculture etc.

Capital wise performance

Natural Capital

Sustainable products

We strive to deliver high quality products that are beneficial to the environment. Our green cement products are made up by following the principles of responsible production. We emphasise to maximise the production of blended cement by replacing the conventional cement with minimum use of natural resources. We provide environmental and health and safety product declarations on our product brochure which can be found on our website for each of our products. The notable characteristics of our construction products are:

- Locally extracted or recovered materials from the mines surrounding our plants
- Low embodied carbon materials such as PSC and PPC by recycling fly ash, slag as well as AFR.
- VOC from the product manufacturing is negligible (see sustainability scorecard)
- All products are packaged with recyclable packaging materials

62%

Revenue from Green cement /Blended cement/ Green construction material

- PSC has eco-friendly benefits
- All our products disclose potential health hazards
- We don't include any hazardous materials in our cement manufacturing process such as mercury, cadmium, formaldehyde (added), chlorofluorocarbons (CFCs), halogenated flame retardants, lead, PVC, and others harmful substances

In line with our sustainability journey, we are adopting various sustainable construction practices. In continuation to our journey, we are in the process of obtaining GreenPro Certification for Cement products manufactured by JK Cement Ltd.

New product development –

We conducted studies at our plants to further reduce the Clinker usage by other use SCMs, these trials are:

- Limestone Calcined Clay Cement (LC3)
- Composite cement based on fly ash and Limestone
- Portland Composite cement (PLC)
- Portland Dolomatic Limestone Cement (PDC)
- Multicomponent blended cement.

Impact assessment of our products

Life Cycle Assessment (LCA) study has been carried out by SimaPro using ISO 14040/44 standards for various products at our Nimbahera, Mangrol and Muddapur plants. The inputs for the LCA study included raw material extraction, transportation and emissions during different processing stages until the product exits the factory gate. The functional unit for the study is one tonne of each type of cement. Cradle to gate study approach was adopted and all the data considered for this study was obtained from primary sources. Hence, the need for assumptions was eliminated.

Comparative analysis has been done for the environmental profiles of various types of cement manufactured to analyse the impact on climate change, ozone layer depletion, particulate matter, acidification, eutrophication, land use and impacts on human health. The ReCiPe is a method for the life cycle impact assessment (LCIA). The primary objective of the ReCiPe method is to transform the long list of life cycle inventory results into a limited number of indicator scores. The outcomes of the LCA study reveal that the blended cement has less impact on the environment as compared to the Ordinary Portland Cement.

"PPC, PPPC and PSC have 30%, 16% and 58% lower global warming impact as compared to OPC" Findings of LCA Impact Assessment in our Muddapur Plant

Global Warming kg CO_2 eq

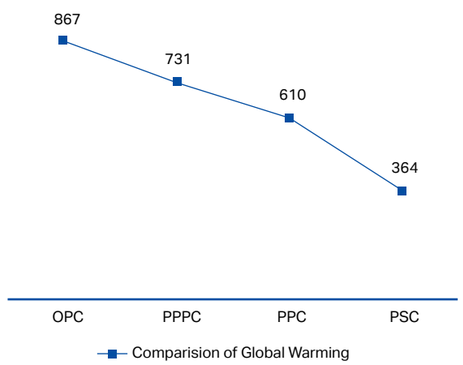

Human Capital

Long-lasting connections built on a foundation of trust and empowerment

We have a strong commitment towards our employees, which is demonstrated through our industry-leading employee welfare practices and a culture of working together. We use modern technology to understand our employees' individual needs and customise their growth path.

Impact of financial capital on other capitals

Financial capital

Investment in knowledge and skill development of employees helps better productivity

Manufactured capital

Improved efficiency and quality across plants and processes

Natural capital

Greater effort on initiatives towards resource conservation

Intellectual capital

R&D ideas and participation for more innovation

Social and relationship capital

Enhanced employee experience through voluntary participation in community engagement drives

Capital wise performance

Human Capital

Building connections with our people

We have digitalised many of our HR systems and processes leading to greater efficiency and transparency for employees across multiple locations. We use the SAP Success Factors cloud-based HR management system for our business processes, and this platform is integrated with our mainstream HR operations, leading to paperless operations. Digitalisation of HR covers our recruitment, performance management and learning systems. This has contributed greatly towards process excellence.

JK Cement wins Great Place to Work for the 3rd consecutive year

The values of integrity, quality, trust and care imbue the initiatives we design for our People. Their physical and mental wellbeing is of great significance to us and we strive hard to create a workplace that is stimulating, inclusive and supportive. For reasons like these, J.K. Cement has been certified as a 'Great Place to Work®' for FY 2021-22, which is the third year in a row.

Employee engagement

We are an equal opportunity employer and strive to ensure that we take into consideration our employees' views in all relevant business operations. During recruitments, we exercise judicial selection in favour of socially disadvantaged communities, provided the prospective candidates fulfil our merit-based criteria.

We also recruit fresh graduate hires who are given the opportunity to interact with Leadership during the orientation sessions. In addition, we also have celebrations in our plants for Diwali, Engineer's day, Women's day, and other festivals. In FY 2021-22, we received zero complaints from employees on human rights and employee wellbeing issues.

The musical evening with KK, held virtually on 21st January 2022 during the third wave, lifted the spirit and morale of our employees. Unfortunately, KK is not with us, but he is still alive in the hearts of all the employees of JK Cement and we pay the great artiste our respects.

Initiatives at JK Cement

1. **Project UDAY** is aimed at grooming the leaders of tomorrow and empowering young talent in the organisation to take on higher responsibilities.
2. **Project SAARTHI** - Lead to Inspire enable. Focuses on building capabilities of young managers and helps them develop their people management skills. Especially of newly promoted first-time managers.
3. **Project SAKSHAM,** we became the first company in the Indian cement sector to fully adopt an end-to-end cloud-based HR platform.
4. **Project SHRUTI** Employee Assitance Programme. Aims to ensure physical, emotional and mental health of our employees.
5. **Project PRAWAH** An initiaitve to understand the feedback from new hires (3-4 months old) to understand their concerns.
6. **YOUR VOICE MATTERS** Our continuous feedback tool in collaboration with Great Places to Work Institute. Employees can give weekly feedback which is confidential.
7. In an advent to support women workforce at JK Cement, "**SHAKTI**", **a women connect platform** was launched on 8th March, 2022 to facilitate women-friendly environment and support the organisation's vision to become a great place to work for women.

Capital wise performance

Human Capital

Talent attraction and retention

JK Cement manages its diverse talent pool of capable and ambitious professionals by offering a nurturing environment, benchmarked compensation, accelerated, merit-based career-progression and best in class people policies. JK Cement's employee value proposition follows a timeless culture that prioritises high-performance, efficiency, safety, and integrity. The talent management function focuses on fresh hires and mentoring programmes and our talent team is actively involved in retaining and nurturing talent through job management development programme, among others.

In FY 2021-22, we recruited new management trainees from various campuses. The learning module has been designed for the new entrants in the JK Cement family, with the objective to lay strong foundation to execute effectively and achieve success in their roles.

Learning and development

Continuous learning and professional development are a core part of our Company. Multiple on-the-job, classroom and other forms of trainings, learning opportunities and structured programmes are offered to the employees in order to help build world-class competencies, regularly reskill and upskill, and provide an environment of continuous improvement. Our Flagship Talent development programme 'UDAY', is a structured process with an aim to build the future talent pipeline and to institutionalise the culture of learning in the organisation to inspire our young employees. Successful role elevations of young minds to higher responsibility echoes the robust process laid down to strengthen the talent pipeline.

Similarly, we have also launched the programme 'SARATHI' to build the capabilities of young managers to develop their required skills.

Total training hours for permanent workforce Hours



₹2.11 Crore
Spent on trainings in FY 2021-22

Project Horizon

To streamline the talent management system, we have implemented a new programme that will clearly define an employee's job role, consistently measure performance, benchmark performance and ensure smooth functioning.

Diversity and inclusion

We are an equal opportunity employer and do not discriminate.

One of the key focus areas remain to encourage more and more women to be a part of the JK Cement team. We ensure our workplace is free from any harassment and discrimination and take stringent action against any incidents found. As a leading manufacturing Company in India, JK Cement has been consistent in its efforts to create more opportunities and provide a safe and empowered working environment for women. We also recruit local youth from and around our operating locations.

Human rights and POSH

At JK Cement, we have zero tolerance for all kinds of discrimination and harassment. We stand with our team in the event of any violation and ensure that strict action is taken. We are committed to establishing a workplace which adheres to strict guidelines. JK Cement also does not tolerate any violation of human rights on plant and mines premises such as human trafficking, child labour, forced labour, etc. We are certified with SA 8000 in our plants that ensures we have robust internal management systems to prevent human rights violations.

2.4%
Permanent female employees and workers

Our processes of Human Rights Risk Mitigation

- Screening workmen for underage persons by verifying ID
- Securing consent for working from each worker
- Reporting process for complaints on discrimination or harassment
- Complying with minimum wage requirements of the area

Capital wise performance

Human Capital

We are cognisant of the fact that every individual brings a different and unique set of perspectives and capabilities to our team and, as such, JK Cement is fully committed to employing people solely on the basis of their ability to do the job, prohibiting any discrimination based on race, colour, age, gender, sexual orientation, gender identity and expression, ethnicity, religion, disability, family status, social origin, and so on.

We periodically assess all our plants and mines operations for instances of human rights violations. We undertake appropriate due diligence in our own operations to ensure that human rights practices are upheld. We also provide sensitisation and awareness sessions in our operational facilities on anti-discrimination and anti-harassment topics. Each site has a risk mitigation and incident resolution/remediation procedure that is guided by our Human rights policy. We include all our stakeholders in our risk assessment scope such as contract workers, permanent workers, women, etc. The remediation procedure consists of an investigation of violations, root cause analysis of identified violations and corrective actions with dedicated responsibilities and timelines. This is followed by trainings and sensitation sessions for our workforce. In the case of sexual harassment incidents, all complaints are directed to the Internal Complaints Committee which undertakes investigation of all harassment incidents.

During FY 2021-22, there were no cases of human rights violation, including child labour, forced labour, below minimum wage payment, discrimination or harassment in our plants, mines, or offices . JK Cement recognises our workforce's right for freedom of association and collective bargaining. We ensure all permanent workers are paid as per the legal requirements of minimum wages.

Health and safety

Safety is a core focus area at JK Cement and are committed to the continuous improvement of our safety performance. The Company is committed to providing a safe, healthy and conducive working environment for all employees and stakeholders. An injury- and fatality-free workplace are key objectives of the Company, and a fully-integrated Health & Safety (H&S) system is one of the core focus areas of our businesses.

Safety Handbook – quick and easy safety reference

In order to ensure the SOPs and standards developed are better organised to understand the basic health safety requirements, our JK Cement Works plant at Gotan came up with a unique solution. We developed a safety handbook for easy and ready reference and to prevent accidents by enabling our workers to adopt proper working procedures. The safety handbook represents the minimum standards on matters of Safety & Health.

Our Zero Harm programme, which began in FY 2019-20, is all about continuous improvements in achieving zero fatalities and injuries, both on-site and off-site. We also went beyond legal requirements and implemented a fully-integrated Environmental, Health & Safety (EHS) management system at all our manufacturing plants and is based on ISO 45001. We are in the process of adopting safety targets at the Group level. We organised various awareness and counselling programmes across plants covering occupational health and safety, and lifestyle and common seasonal diseases. We also have Suraksha Apps, JKCL EHS for safety observations and JKCL EPTW for permit to work available.

New Safety Initiative – Self Commitment Safety Culture across all plants

In an endeavour to achieve Safety Excellence, all the plants have launched Safety Cardinal Rules to achieve Zero Harm. Key activities undertaken:

1. Safety Protocol displayed at prominent location
2. Tip cards on Life Saving Cardinal Rules printed in three languages and distributed
3. Inclusion of Safety manual in Daily toolbox talks and training programmes

Hazard and Injury Management Approach

Encouraging employees and workers to report near misses and unsafe conditions to the Safety team at the earliest

Injury or fatality in the work premises is immediately reported to department lead as well as safety team

Investigation of reported incident or near miss and corrective actions are taken

Corrective action progress discussed in safety committee meetings

We ensure regular worker management discussion as part of safety committee meetings. In addition, we also conduct regular safety trainings to our employees and workers. We also provide regular health checkups to our workers and COVID-19 related assistance to our workforce.

Truck Tippler Platform modification work

People's safety has always been the first and foremost concerns at JKCL. The safety and mechanical department at JK White Cement Works, Gotan observed that sometimes truck drivers climbed on top of their trucks while unloading of raw material into hoppers, to dislodge raw materials. This was very dangerous as there was a risk of slipping and falling into the hopper. To avoid such situations, an extended steel platform has been constructed with increased height to accommodate the removal of leftover limestone through round bars. After modification for removing stuck materials, drivers do not climb the truck. Instead, they now use the new platform for removing limestone from the truck using rods. This initiative now makes our plant a safer workplace.

Annual health and medical camp at Balasinor

Annual Health and Medical Camp organised for all our Staff and Contract Workmen. The event witnessed 100% participation.

Social and Relationships Capital

Creating strong relationships for a durable future together

Our long-term relationships with customers, suppliers, retailers, dealers, and communities are key to our business sustainability. Nurturing these relationships in the long term is integral to our business strategy.

We believe in creating value for the customer over and above the contractual obligations, and seek to continuously build relationships of trust with them.

Impact of financial capital on other capitals

Financial capital

Greater brand loyalty of customer, dealer, retailers and other key stakeholders

Manufactured capital

Better products and process through stakeholder engagement

Intellectual Capital

Greater innovation based on customer insight

Human capital

Greater engagement with stakeholder to gather feedback and share knowledge

Natural Capital

Improved health and wellbeing of society based on stakeholder needs

Capital wise performance

Social and Relationships Capital

Building long-term trust

At JK Cement, all stakeholders play vital roles in ensuring our growth and viability as a business. We operate a consumer-centric business model where suppliers form an integral part of our business. We also work with our partners across our value chain to ensure their operations are sustainable. Our ESG policy for suppliers, contractors, consultants and transporters requires them to adopt responsible business practices.

Customer centricity and value-added support

We believe in creating long-term value for our customer by delivering beyond their expectations. We actively engage with our customers at multiple levels to meet and understand their expectations. Our grievance mechanism provides a platform to our customers for registering their complaints, with a dedicated helpline available online. In FY 2021-22, we conducted a customer satisfaction study and received 1,883 complaints from customer and of which 100% resolved by the end of financial year.

We launched our Cement Xpress service to ensure superior customer service. Our Cement Xpress service provides a unique way to bring us closer to our consumers by allowing customers to order any amount of cement. The cement is delivered to their doorstep with same-day delivery.

Supply chain partners

At JK Cement, suppliers are an integral part of our business, who contribute to our growth and viability as a business. We engage regularly with our suppliers to ensure that our overall ecosystem functions with a sense of responsibility, integrity, and overall compliance. JK Cement is committed to its environmental, social and governance (ESG) goals to create sustainable long-term value for all its stakeholders. We require all our suppliers who come under the ESG Policy to comply with the policy's requirements and submit acceptance before commencement of activities at our plants. In addition, we ensure ethical and labor standards are met during vendor evaluation at the time of screening the suppliers. We have taken proactive steps to identify the most significant environmental and social challenges within the value chain and screen our suppliers based on these areas.

Total Vendors of JKCL are 25,486 and Tier 1 suppliers are 1,729 which have been shortlisted on the basis of top spent which could directly affect the business. Out of 1,72,950 are critical based on 77% of spent and 1,679 are non-critical. All the Tier 1 vendors have been served and made aware of the ESG Policy and an online survey based on the ESG policies being implemented by our suppliers in their business was shared with all the Tier 1 suppliers.

Supplier risk assessment

We engage with our suppliers on a regular basis, and this helps us in risk identification as well as monitoring for compliance to our ESG policy. We require our suppliers to fill a self-assessment questionnaire annually which includes questions on their environment, social and governance practice related systems and performance. In addition, we also conduct physical verification of sample suppliers selected post self-assessment to ensure authenticity of information. In case of any risks or concerns identified, we undertake corrective actions to ensure adherence to our ESG policy requirements.

Dealers

Our dealers are the core drivers of our distribution channels and ensure we are up to date with customer preference and expectations. Our dealer network includes our distributors, painters as well as contractors. We make sure that our dealer network is well-recognised for all their hard work and regularly reward them for excellence in performance.

COVID-19 related initiatives

In our ongoing efforts to help the nation combat the COVID-19 pandemic, we rolled out new initiatives in FY 2021-22.

At our Muddapur plant, our Medical officer launched an initiative where teams of doctors visited nearby hospitals and primary health centres in Mudhol, Lokapur and Metgud. The team also distributed 12 jumbo oxygen cylinders and 10 oxygen concentrators to Taluk Hospital, Mudhol and 35 jumbo oxygen cylinders to District Hospital, Bagalkot. An oxygen generation plant was installed at Mangrol. In addition, 4 oxygen concentrators were given to Government Hospital, Lokapur.

At our Panna plant, 10 oxygen concentrators were distributed to nearby district and tehsil government hospitals.

Donation to Women & Child Development Department

JK Cement aided 24 children who lost their parents during the pandemic. A cheque of ₹ 48,000 for the first-month installment was handed over to the Women & Child Development Department of Ma--dhya Pradesh Government.

Capital wise performance

Social and Relationships Capital

Amplify our outreach

Introduced two fresh content buckets, #MadeWithMaxX and #MaxXMoment using our social media platforms to educate, inspire and engage with our target group. The brand has achieved a reach of 13 Lacs with an engagement of 35k from these social media posts.

#AndarSeSundar

A campaign by JKCement WallMaxX to celebrate the innate goodness of our everyday heroes!

Investing in our communities

At JK Cement, we strongly believe in giving back to the community to enhance the quality of life of our fellow citizens and ensuring lasting relationships with the communities we operate in. Our local community stakeholders can reach out to our location level teams anytime by contacting us through details mentioned on our website. In addition, the local community stakeholders can also engage with our location level Plant teams.

We aim to achieve a 25% increase in beneficiaries of our CSR initiatives by 2025. Our Corporate Social Responsibility efforts are guided by our CSR Policy and based on need-assessments conducted in locations. Our CSR policy reflects our socio-economic development agenda, under which we have identified the focus areas – water, health and sanitation, energy conservation, pollution-free atmosphere, clean technology, and primary healthcare.

~ 5 Lacs

Beneficiaries touched through our CSR activities

We partner with local NGO and other implementation partners, who are monitored by local CSR teams at our plants. We conduct need assessment before the introduction of any intervention programme and also conduct periodic impact assessment studies to understand the effectiveness, efficiency, relevance, and sustainability of the interventions. In FY 2021-22, we spent ₹ 16.96 Crores on community development out of our CSR budget.

CSR expenditure ₹ Crores

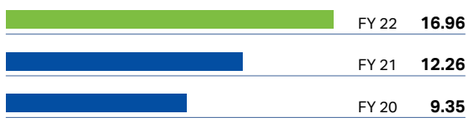

Education

Our development initiatives are focussed on educational support and infrastructure for schools including equipment, buildings, and furniture.

1. **YPS- Education Upliftment Programme - UTKARSH**
   We are skilling 30 youths from the villages around our Panna plant. They will receive free education at Yadupati Singhania Institute of Technology, Nimbahera under our community development programme. The Company is bearing their expenses for the next two years while they complete their vocational training programmes. The expenses include tuition fee, boarding and lodging expenses, uniform and travel expenses etc. After completing their training, they will be offered employment in Panna plant.

2. A Projector was donated to the Government High School at Halki Village located near Halki mines from our Muddapur plant.

3. On the occasion of the first death anniversary of JK Cement's former CMD, Shri Yadupati Singhania, JK Cement created a record by constructing 251 ramps for better accessibility by disabled people in various government schools in the district of Jaipur, Rajasthan in a single day. The initiative is aimed to give access to education for all children, thereby fostering an inclusive academic ecosystem in the process.

Infrastructure development

We strive towards improving the standard of living of our communities by providing them better infrastructure. Over the years, we have helped develop roads, drainage systems, community halls, temples, and schools.

1. During FY 2021-22, we constructed concrete roads in nearby villages. Financial aid was given to Panchayats for rural development.

2. Drainage system construction is done at Karunda Village for better health and hygiene. Construction of rest rooms in village for travellers. Also helped in the renovation of the Merta Railway Station under Jodhpur division. Constructions of Public road and installation of RCC benches at public places.

Capital wise performance

Social and Relationships Capital

Healthcare

We strive to provide our community with access to better healthcare services, by providing financial assistance to various clinics and healthcare service providers near our plants.

1. **SPANDAN – YPS Health & Sanitation Mission (YPS-HSM)**

   JK Cement team donated an ambulance to Simariya Government Hospital. The ambulance was inaugurated and handed over to the hospital by the Hon'ble Member of Parliament and State President of BJP Shri. VD Sharma and Minister of Mineral Resources and Minister of Labor department, Government of Madhya Pradesh Shri. Brijendra Pratap Singh.

2. An eye camp for Cataract was organised for villagers surrounding the plant operations. A total of 73 people were screened out of which 11 people were selected and cataract operations carried out.

3. The success of our business operations lies in the health and wellbeing of the community and in turn the productivity of the workforce. Having said this, we signed Memorandum of Understanding with IIT Kanpur to collaborate for setting up a super specialty hospital as part of the School of Medical Research & Technology (SMRT).

4. We ensure employees health and wellness through organising various health care initiatives. This year we organised health and wellness programme

Mobile Medical Unit under YPS-Health & Sanitation Mission (YPS-HSM)

For the benefit of 25 villages surrounding the Jaykaycem (Central) Limited, Panna plant & mines we inaugurated a Mobile Medical Unit (MMU) with all necessary infrastructure and testing facilities, supported by a qualified medical practitioner and paramedical staff. MMU is equipped with the following infrastructure and facilities for free consultation by doctors, free medicine, X-ray facility and ECG, Sample testing for blood, sugar, urine etc.

Community welfare

We seek to serve humanity by empowering and enabling underprivileged people to improve their lives through various community welfare programmes.

1. **SHEERVARDHAN - YPS: Cattle Breed Improvement Project**

   At Panna, an Artificial Insemination Process project has been implemented to improve the health & breed of local cattle. The objective of this project is to increase the income of farmers by increasing milk production, providing veterinary services and advising the villagers on how to grow low-cost fodder for cattle.

2. Further, to promote cattle cross breeding in rural areas we also made contribution to JK Gram Vikas Udyog.

3. As a part of new philanthropic initiative, our team at Jharli donated ₹ 2,51,000 for the construction of boundary wall around the cowshed at Danvir Balla Jakhar 36 Khap Gausala Sahawas. Moreover, the team at Muddapur inaugurated a new cow shed at Shri Yadureshwar Mahadev Temple, Padamnagar.

Other activities

4. We also distributed food and blankets to specially abled children of Shiva Shakthi Society, a residential school at Mudhol.

5. A High-Mast lighting system installed near Ramakrishna petrol pump at Lokapur – Yadwad Road as a lifesaving road safety measure.

6. Road Safety Initiative: Attention has been paid to the needs of employees and their inputs has been taken in the development of initiatives at JK Cement. One such example is 'Road Safety Awareness' at JK plant. To tackle the frequent road accidents involving Company workers, a team of officials from safety, civil and security organized a road safety awareness for all truck drivers and helpers. The motive was to ensure road safety and significant decrease in accidents.

Anganwadi Renovation Project

Our Nimbahera/Mangrol plants undertook a project of Anganwadi Renovation to provide a better place for children where they can get vital nutrition supplements, counselling for parents/expectant mothers and pre-schooling preparation for children.

The idea to set up Angawadis was well appreciated by the villages but our concern was to sustain this given the current situation of most Anganwadis located in the rural areas.

As a part of our company CSR initiative we have undertaken the renovation of a few centres by partnering with an NGO for a span of three years.

The NGO has conducted a survey and identified 45 Anganwadi Centres for this project where there's an urgent need for renovation.

We have provided the following facilities in these Anganwadis :

- Study tables
- Water bottles
- White board
- Toy house
- Uniforms for school children
- Stationary
- Wall colouring
- Light and fans
- Maintenance/ renovations
- Plantation

Renewing water sources: Vision of a greener tomorrow

In a grass-roots level initiative, JK Cement Works, Muddapur has taken on the onus of improving the agricultural infrastructure of neighbouring Budhani village and also making it a cleaner place. JK Cement was first approached by the farmers of this village, who requested the Company to initiate some environment-promoting activities. Our executives visited Budhani village and inspected an irrigation check dam that had fallen into disrepair and was lying in a clogged and unusable condition. We decided to initiate work for repairing the dam under the Swachhata Abhiyan – an initiative which was already underway, and in which the security team at Muddapur Plant participated each Sunday. A team of volunteers got together to revive and restore the dilapidated and clogged check dam. After its repair and revival, around 20 neighboring sugarcane farmers owning more than 50 acres of land have been benefited. The dam has also improved water recharge in the region and led to more effective rainwater harvesting. Now the village has a dedicated source of clean water for both consumption and irrigation purposes.

Capital wise performance

Social and Relationships Capital

Sparsh Sanitary Napkin Production & Distribution Project

At JK Cement Works- Nimbahera/Mangrol our aim is to focus on social development that can fulfil the basic needs of the communities. The "**Sparsh Sanitary Napkin Project**" would not only create awareness around menstrual health and hygiene but will also generate employment thereby empowering rural women.

For the execution of this project, we collaborated with one of the local NGO called '**Arunima Seva Sansthan**' for a period of five years. All the expenses incurred are borne by the Company under our CSR. After this timeframe the project will be independently managed by the NGO.

The cost of this project is ₹ **27.56 Lacs** per year, that includes procurement of the Sanitary Napkin Machine, Raw Materials, Packaging Machines, Infrastructure, Transport etc. All the above facilities were provided by JK Cement.

Through this initiative the NGO that we partnered with received a good ROI that in turn were used for their other initiatives to empower women.

Through the Sparsh Sanitary Napkin Project, the community, especially the women are directly and indirectly benefitted through:

Direct benefit:

- Generating employment for women
- Improving mensuration hygiene and health
- Provided sanitary napkins on minimal cost to rural women.
- Achieving our social development goal
- Till date, we have given 2,000+ women direct employment
- Sparsh Sanitary Napkins market areas: Pune, Indore, Bangalore, Rajasthan, MP, etc.

Indirect benefit:

- Awareness towards women hygiene
- Educating villagers on women's health and its importance
- Empowering other rural women by providing employment
- Making women self-reliant
- Empowering micro-business ideas

Environment

We work diligently to ensure environmental protection as part of our CSR initiatives.

1. **NEER - YPS: Drinking Water Project (YPS-DWP)**

   In an endeavour to improve water quality in surrounding areas, a detailed hydrology and hydro-geology study has been initiated through a water consultancy firm. This initiative will help to improve the quality and quantity of water that will benefit thousands of villagers.

2. We always focus on optimum utilisation of the available resources. Our team in Muddapur transformed a barren patch of land into an attractive lush green garden by utilising internal resources. The land was situated in the vicinity of Temple in Padamnagar which was turned into a clean and green spot with statues and water fountains attracting the local communities.

Energy conservation

At JK Cement, our focus is to conserve energy by utilising alternate sources of energy.

1. On the festive month of Diwali, we launched a campaign- Kare Harr Raah Roshan #LightOfHappiness. Under this initiative, we identified the dark alleys and by-lanes in the villages where pedestrians found it difficult or unsafe to cross the streets due to inadequate lighting.
2. We installed 160 solar-powered street lights in the streets of different villages across India, impacting a population of 12 Lacs. It helped in preventing road accidents and other road-related incidents.

CSR reach and impact No. of Districts

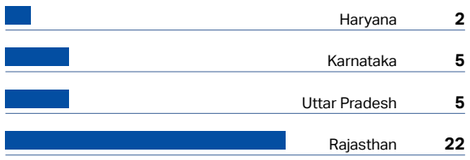

Our board

Corporate Governance and Ethics

Leading with foresight and passion

We have institutionalised good governance led by robust corporate governance guidelines, a Code of Conduct, and financial ethics. We stay committed to achieving value-based growth without compromising ethical standards.

Our Governance Structure

A board comprising of 14 individuals from diverse backgrounds who possess the requisite qualifications and experience to contribute to our growth and decision-making processes leads us. Seven out of our 14 directors are independent, helping us strike the right balance between in-house and external perspectives.

The Board meets regularly to review strategic, operational, and financial matters. The Board has formulated policy and charters for various committees, which sets out their respective roles and responsibilities, composition and scope of authority.

Our corporate governance principles guide us to conduct our business with integrity, fairness and transparency. It decrees making necessary disclosures and decisions in compliance with the laws of the land, be accountable and responsible towards stakeholders and conduct business ethically at all times.

Our committee details

- Audit committee
- Nomination and remuneration committee
- Stakeholder relationship committee
- CSR committee
- Risk management committee

Smt. Sushila Devi Singhania
Chairperson (Non-Executive Non-Independent)

Dr. Nidhipati Singhania
Vice Chairman

Dr. Raghavpat Singhania
Managing Director

Mr. Madhavkrishna Singhania
Deputy Managing Director & CEO

Mr. A.K. Saraogi
Deputy Managing Director & CFO

Mr. Ajay Narayan Jha
Non-Executive Independent Director

Mr. Ashok Sinha
Non-Executive Independent Director

Mrs. Deepa Gopalan Wadhwa
Non-Executive Independent Director

Dr. K. B. Agarwal
Non-Executive Independent Director(Graduate of Law, PhD, ICWA and CS)

Mr. Mudit Aggarwal
Non-Executive Independent Director

Mr. Paul Hugentobler
Non-Executive Non-Independent Director (Civil Engineer & Degree in Economic Science)

Mr. Satish Kumar Kalra
Non-Executive Independent Director

Mr. Saurabh Chandra
Non-Executive Independent Director

Mr. Sudhir Jalan
Non-Executive Non-Independent Director

Our board

Corporate Governance and Ethics

Our new and retiring directors (eligible for reappointment), are elected individually are elected individually in our Annual General Meetings through postal ballots. Since our Chairperson is Non-Independent/Promoter as per SEBI (LODR) Regulations, Independent Directors shall constitute 50% strength of the Board and balance 50% strength may be Non-Executive, Non-Independent Director. Our Board of Directors are required to at least attend one meeting as a minimum attendance as prescribed under the Companies Act, 2013. We also conduct regular annual independent assessment of board performance in the First Quarter of the calendar year.

Diversity in our Board

At JK Cement, we strive to ensure that our Board reflects our diversity commitments and has adequate representation of meritorious women. We ensure no discrimination in terms of age, gender, ethnicity, nationality, race or religion in our selection of Board of Directors and we also have a Board Diversity policy for the same.

Ethics and transparency

JK Cement is firmly committed to adhering to the best ethical standards. Our Code of Conduct details our stand on ethical behaviour and transparent communication. We have strong internal controls to ensure all aspects of our Code of Conduct are implemented appropriately. We assess our operations regularly for breach in Code of Conduct.

Our Board also reviews Company's policies and internal controls regularly to ensure all checks are in place.

We also assess our operations for safety and human rights risks and ensure stringent measures are taken in case of any incidents.

Significant policies governing our business

- Privacy Policy
- Corporate Environment Policy
- Dividend Distribution Policy
- Internal Financial Control Policy
- Archival Policy
- Policy for determination of materiality of events information
- Policy on preservation of documents and records
- Policy on evaluation of performance of directors and the board
- Policy for determining Material Subsidiaries
- Human Rights Policy
- Prevention of Sexual Harassment Policy
- CSR Policy
- Related Party Transaction Policy
- Whistle Blower Policy
- Code of Ethics and Business Conduct
- Risk Management Policy
- ESG Policy
- Internal code of conduct to regulate, monitor and report trading by designated persons
- Biodiversity Policy

The above can be accessed from https://www.jkcement.com/policies.

Awards and recognition

JK Cement is proud to be certified
A GREAT PLACE TO WORK
For the 3rd consecutive year

JK Cement is honoured to be recognised as the
FASTEST GROWING CEMENT COMPANY
By the 5th Indian Cement Review Awards 2021

Maliakhera Limestone Mines of JK Cement Works, Nimbahera presented with
FIVE STAR RATING
by Ministry of Mines

JK Cement Works, Muddapur achieved State Level 1
"**UNNATHA SURAKSHA PURASKARA**"
Award - 2021 for Excellence in Safety

JK Cement Works, Mangrol was awarded the
RAJASTHAN ENERGY CONSERVATION AWARD (RECA2021)

The Bureau of Energy Efficiency (BEE) presented JKCement, Muddapur with a Certificate of **Merit (COM)** at the 31st National Energy Conservation Awards (NECA-2021).

JK Cement Works Mangrol wins
GOLD AWARD FOR OCCUPATIONAL HEALTH AND SAFETY
by apex India safety award 2021

Sustainability Scorecard

Production	Units	FY 2019-20	FY 2020-21	FY 2021-22
Cement	MTPA	9.56	11.00	13.11
Clinker	MTPA	7.02	8.11	8.97
Cementitious	MTPA	9.8	11.4	13.4

Economic Indicators

GRI 201-1

Economic value generated	Units	FY 2019-20	FY 2020-21	FY 2021-22
Income from operations	(₹ Crores)	5,549.65	6,441.63	7,821.38
Economic value distributed	(₹ Crores)	5150.54	5,837.44	7,186.90
A) Cost of Material Consumed	(₹ Crores)	871.99	967.57	1,155.39
B) Power & Fuel	(₹ Crores)	1,011.53	1,106.2	1,571.87
C) Employee Benefit & Wages	(₹ Crores)	390.90	412.14	504.17
D) Finance Cost	(₹ Crores)	222.87	223.16	249.31
E) Tax Expenses	(₹ Crores)	251.64	389.72	332.86
F) Others	(₹ Crores)	2401.61	2,738.15	3,373.26
Economic value retained	(₹ Crores)	399.11	604.19	634.48

Environment Indicators

GRI 301-1

Material consumption (Non-Renewable Materials)	Units	FY 2019-20	FY 2020-21	FY 2021-22
Limestone (Clinkerisation)	Tonnes	1,00,71,779	1,19,84,396	1,27,87,062
Clinker	Tonnes	65,81,965	74,93,389	85,71,132
Gypsum	Tonnes	4,88,569	6,74,114	10,34,204
Puzzolana	Tonnes	31,754	24,779	32,936

GRI 301-2

Recycled Input Materials	Units	FY 2019-20	FY 2020-21	FY 2021-22
Slag	Tonnes	1,19,628	1,30,013	1,42,960
Fly ash	Tonnes	14,64,502	17,99,967	23,52,512

GRI 302-1

Energy consumption in the organization	Units	FY 2019-20	FY 2020-21	FY 2021-22
Non-Renewable Sources (A)	GJ	**3,06,85,600**	**3,20,28,582**	**3,37,76,349**
Fossil Fuel and AFR combustion (Kiln + Non-Kiln)	GJ	2,96,73,000	3,07,07,000	3,19,54,519
Non-Renewable Electricity purchased from Grid	GJ	5,69,000	5,88,334	9,98,074
Energy from WHRs	GJ	3,81,698	5,88,334	7,08,585
Electricity sold externally	GJ	61,902	1,44,914	1,15,172
Renewable Sources (B)	GJ	**1,86,700**	**3,00,700**	8,37,847
Biomass combustion (Kiln + Non-Kiln)	GJ	1,84,000	1,99,000	8,18,095
Renewable (Solar + Wind) Electricity generated and consumed	GJ	2,700	1,01,700	19,752
Total Energy consumption (A+B)	GJ	**3,08,72,300**	**3,23,29,282**	**3,46,14,196**
Other Indicators				
Energy Intensity	GJ / tonne cementitious material	3.15	3.77	2.57
Kiln fuel	TJ	21,736	24,933	27,948
Non – Kiln fuel	TJ	8,121	5,993	4,824
Solar Generated	TJ	2.3	2.7	19.75
Specific thermal energy	GJ/t of clinker	3.09	3.07	3.12
Specific electrical energy	KWH/t of cement	73.6	68.3	**62.5**

GRI 302-4

Reduction of energy consumption	Units	FY 2019-20	FY 2020-21	FY 2021-22
Energy Saved	GJ			19,42,187

GRI 303-3

Water withdrawal	Units	FY 2019-20	FY 2020-21	FY 2021-22
Total freshwater (TDS <= 1,000 mg/L)	ML	1,519	1,704	1,360
Total other water (TDS >1,000 mg/L)	ML			435
Groundwater freshwater (TDS <= 1,000 mg/L)	ML	855	634	403
Groundwater other water (TDS >1,000 mg/L)	ML			435
Surface water freshwater (TDS <= 1,000 mg/L)	ML	665	1,070	957
Surface water other water (TDS >1,000 mg/L)	ML			0
Other indicators				
Percentage Surface water withdrawal	%	44	63	53
Percentage Ground water withdrawal	%	56	37	47

GRI 303-4

Water discharge	Units	FY 2019-20	FY 2020-21	FY 2021-22
Discharged quantity	ML	0	0	0

GRI 303-5

Water consumption	Units	FY 2019-20	FY 2020-21	FY 2021-22
Consumption (Withdrawal – Discharge)	ML	1,519	1,704	1,795
Recycled and Reused	ML	433	332	307
Other indicators				
Percentage Water recycled/reused	%	28.5	19.5	17.1
Specific water intensity	m3/ tonne cement	0.16	0.16	0.14
Water positivity	times	3.2	3	4.6

GRI 305-1, 2, 3, 4, 5, 6, 7

GHG and Other Air Emissions*	Units	FY 2019-20	FY 2020-21	FY 2021-22
Scope 1 Emissions (including CPP fuel usage)	tCO_2e	65,32,699	72,06,969	77,84,307
Scope 2 Emissions	tCO_2e	1,29,599	2,03,639	2,38,321
Scope 3 Emissions	tCO_2e		10,22,991	13,65,166
GHG emissions intensity (Scope 1+2)	tCO_2e/tonne cementitious material	0.680	0.645	0.596
GHG emissions intensity (Scope 1+2+3)	tCO_2e/tonne cementitious material	0.680	0.734	0.697

* Scope 1 and 2 have been calculated by using WBCSD Guidelines Cement Sustainability Initiative CO_2 Emissions Inventory Protocol, Version 2.0 (GNR Sheet) and Scope 3 has been calculated as per Cement Sector Scope 3 GHG Accounting and Reporting Guidance by considering DEFRA and Datasets-CKAN emission factors

Sustainability Scorecard

Initiatives for Reduction of GHG emissions	Units	FY 2019-20	FY 2020-21	FY 2021-22
Emissions from Kiln due to use of AFR and Biomass	tCO_2e	1,08,303	1,31,300	2,13,521
Energy savings initiatives	tCO_2e			58,309
Use of WHRs	tCO_2e		1,29,107	1,55,495

Emissions of ozone-depleting substances (ODS)	Units	FY 2019-20	FY 2020-21	FY 2021-22
R22	Tonnes		0.358	0.48
R32	Tonnes		0.01	0.04
R407-c	Tonnes		0.04	0.01
R134A	Tonnes		0.02	0.01
Total	Tonnes	**0.424**	**0.428**	0.54

Air Emissions	Units	FY 2019-20	FY 2020-21	FY 2021-22
PM	Tonnes	604	723	753
SOx	Tonnes	1,262	1,325	1,851
NOx	Tonnes	8,853	9,638	8,133
Mercury emissions Hg	Tonnes			0.111
Other indicators				
Direct CO_2 (includes CPP)	tCO_2e	65,32,699	72,06,969	77,84,307
Direct gross CO_2 (excludes CPP)	tCO_2e	57,75,432	66,82,752	73,55,199
Direct net CO_2 (excludes CPP and Kiln AFR and biomass)	tCO_2e	56,82,107	65,56,800	72,07,227
Indirect CO_2 (external power)	tCO_2e	1,29,599	2,03,639	2,38,321
Specific direct net CO_2 emissions	$kgCO_2e$ /tonne cementitious product	580	571	535
Specific indirect CO_2 emissions	$kgCO_2e$ /tonne cementitious product	13	18	18

GRI 306- 3

Waste generated	Units	FY 2019-20	FY 2020-21	FY 2021-22
Total Hazardous Waste (Solid)	Tonnes	**14**	**21**	**32.40**
Battery	Tonnes	13.41	11.05	28.28
Biomedical waste	Tonnes	0.13	0.14	0.12
E-Waste	Tonnes	0	10.23	4
Total Hazardous Waste (Liquid)	**L**	**45,458**	**85,718**	**83,540**
Used Oil	L	36,848	46,637	72,440
Contaminated Oil	L	8,610	25,451	100
Biomedical Waste	L	0	30.3	0
Waste Oil	L	200	13,600	11,000
Total Non-Hazardous Waste	**Tonnes**	**4,430**	**6,546**	**19,241[2]**

Waste Disposed	Units	FY 2019-20	FY 2020-21	FY 2021-22
Total Hazardous Waste (Solid)	**Tonnes**	**14**	**21**	**32.40**
Battery	Tonnes	13.41	11.05	28.28
Biomedical waste	Tonnes	0.13	0.14	0.12
E-Waste	Tonnes	0	10.23	4
Total Hazardous Waste (Liquid)	**L**	**45,458**	**85,718**	**69,690**

Waste Disposed	Units	FY 2019-20	FY 2020-21	FY 2021-22
Used Oil	L	36,848	46,637	69,590
Contaminated Oil	L	8,610	25,451	100
Biomedical Waste	L	0	30.3	0
Waste Oil	L	200	13,600	0
Total Non-Hazardous Waste	Tonnes	**4,430**	**6,456**	18,916

GRI 306- 4

Waste diverted from landfill (sent to recyclers and authorised vendors)	Units	FY 2019-20	FY 2020-21	FY 2021-22
Total Hazardous Waste (Solid)	Tonnes	**14**	**21**	32.40
Battery	Tonnes	13.41	11.05	28.28
Biomedical waste	Tonnes	0.13	0.14	0.12
E-Waste	Tonnes	0	10.23	4
Total Hazardous Waste (Liquid)	**L**	**45,458**	**85718**	**69,690**
Used Oil	L	36,848	46,637	69,590
Contaminated Oil	L	8,610	25,451	100
Biomedical Waste	L	0	30.3	0
Waste Oil	L	200	13,600	0
Total Non-Hazardous Waste	Tonnes	**4,430**	**6,456**	**18,916**

GRI 306- 5

Waste directed to disposal	Units	FY 2019-20	FY 2020-21	FY 2021-22
Total Hazardous Waste (Solid)	Tonnes	0	0	0
Total Hazardous Waste (Liquid)	Liters	0	0	0
Total Non-Hazardous Waste	Tonnes	0	0	0
Total Non-Hazardous Waste	Numbers	0	0	0

Biodiversity

Parameter	Units	FY 2019-20	FY 2020-21	FY 2021-22
Total number of saplings planted	Nos.	9,08,127	10,23,238	11,30,137[3]
Sapling survival rate	%	82	84	80[4]

GRI 413-1

Parameter	Units	FY 2019-20	FY 2020-21	FY 2021-22
Operations with local community engagement, impact assessments and development programs		We implement local community development initiatives all over our India operations in line with the CSR regulation of Companies Act, 2013		

Details of CSR activities	Units	FY 2019-20	FY 2020-21	FY 2021-22
Total CSR beneficiaries	Nos.	4,09,449	7,28,120	5,02,013[5]

Sustainability Scorecard

Workforce Indicators

GRI 102-07 and 08 Headcount as on 31st March 2022

India - Total Employee details	Units	FY 2019-20	FY 2020-21	FY 2021-22
Total Permanent workforce = (Male + Female)	Nos.	3,678	3,751	3,941
Total Permanent workforce - Male	Nos.	3,615	3,683	3,847
Total Permanent workforce - Female	Nos.	63	68	94
Total Contractual Workforce	Nos.	2,600+	4,000+	2,637

India Total Headcount	Unit	FY 2021-22
Senior Management	%	2
less than 30	%	0
30 to 50	%	0
over 50	%	1
Male	%	2
Female	%	0
Middle Management	%	6
less than 30	%	0
30 to 50	%	4
over 50	%	2
Male	%	6
Female	%	0
Junior Management	%	77
less than 30	%	21
30 to 50	%	51
over 50	%	5
Male	%	75
Female	%	2
Permanent Workers	%	14
less than 30	%	1
30 to 50	%	9
over 50	%	4
Male	%	14
Female	%	0
GET/DET	%	1
less than 30	%	1
30 to 50	%	0
over 50	%	0
Male	%	1
Female	%	0

GRI 401-1 Hired

India - Permanent Employees	Unit	FY 2019 - 20	FY 2020 - 21	FY 2021 - 22					
Category				<30	30-50	>50	M	F	Total
Senior Management	Nos.		3	0	4	4	8	0	8
Middle Management	Nos.		32	8	30	2	37	3	40
Junior Management	Nos.		278	401	383	3	757	34	791
GET/DET	Nos.		39	74	0	0	58	16	74
Permanent Workers	Nos.		11	0	0	0	0	0	0
Total hired - Male	Nos.	604	355						860
Total hired - Female	Nos.	14	8						53
Hiring rate	%	17%	24%						26%
Open positions filled by internal candidates	%								7%
Average hiring cost/ FTE	INR								43,000

GRI 401-1 Separation

India - Permanent Employees	Unit	FY 2019 - 20	FY 2020 - 21	FY 2021 - 22					
Category				<30	30-50	>50	M	F	Total
Senior Management	Nos.		11	0	0	5	5	0	5
Middle Management	Nos.		34	3	22	15	39	1	40
Junior Management	Nos.		234	143	261	42	432	18	450
GET/DET	Nos.		46	21	0	0	21	0	21
Permanent Workers	Nos.		57	21	18	19	58	0	58
Total turnover - male	Nos.	422	232						555
Total turnover - female	Nos.	6	150						77
Turnover rate	%	12%	24%						18%
Voluntary attrition rate	%		9%						14%

GRI 403-9

Work related injuries	Units	FY 2019-20	FY 2020-21	FY 2021-22
Fatalities – Permanent employees and workers	Nos.	0	0	0
Fatalities – Contract workers	Nos.	0	0	0
High consequence work related injuries – Permanent employees and workers	Nos.	0	0	0
High consequence work related injuries – Contract workers	Nos.	0	0	0
Lost time injuries – Permanent employees and workers	Nos.	0	0	2
Lost time injuries – Contract workers	Nos.		3	3

Sustainability Scorecard

GRI 404-1

Average hours of training per year per employee	Units	FY 2019-20	FY 2020-21	FY 2021-22
Male Senior Management	Manhours	1,027	230	457.5
Female Senior Management	Manhours			0
Male Middle Management	Manhours	3,110	1,267	3230.54
Female Middle Management	Manhours			9.5
Male Junior Management	Manhours	22,083	18,437	32,094
Female Junior Management	Manhours			415
Male GET/DET	Manhours			732
Female GET/DET	Manhours			79
Male Permanent Workers	Manhours	3,312	118	342
Female Permanent Workers	Manhours			0
Male Contract Workers	Manhours	6,464	2,281	4,609
Female Contract Workers	Manhours			0
Male - Others	Manhours			837
Female - Others	Manhours			10
Total hours for Permanent Male Employees and Workers	Manhours	35,996	21,973	36,856
Total hours for Permanent Female Employees and Workers	Manhours		359	504
Total hours for Non-Permanent Male Workers	Manhours	6,464	2,281	5,446
Total hours for Non-Permanent Workers	Manhours			10
Average for Permanent Employees and Workers	Manhours		6	11
Average for Non-Permanent Workers	Manhours			1.8

GRI 405-1

Diversity of governance bodies and employees	Units	FY 2019-20	FY 2020-21	FY 2021-22
Board of Directors – male	%		87%	86%
Board of Directors – female	%		13%	14%
Senior Manager – male	%		98%	100%
Senior Manager – female	%		2%	0%
Middle Manager – male	%		98%	97%
Middle Manager – female	%		2%	3%
Junior Manager – male	%		97%	97%
Junior Manager – female	%		3%	3%
GET/DET– male	%		85%	66%
GET/DET – female	%		15%	34%
Permanent Worker – male	%		100%	100%
Permanent Worker – female	%		0%	0%
Total male	%	98.3%	98.2%	97.6%
Total female	%	1.7%	1.8%	2.4%

Other ESG indicators

CEO and other executive Performance metrics	
Variable pay	At the end of each Financial Year at the recommendation of Nomination and Remuneration Committee the Board of Directors approves payment of Performance Link Incentive and Commission to MD, DMD & CEO and DMD and CFO
Linkages to variable pay	
Management share ownership	The Board has not implemented ESOP scheme in the Company for any level of Official/ executive of the Company.
Political contribution	
	Political contribution worth INR 10 Crore during FY2021-22 has been made through Electoral Bonds.
IT security and cybersecurity	
Board level governance	Our Risk Committee headed by Mr. Mr. Saurabh Chandra is charged with oversight and review of risk management and identification of emerging risks. These risks include cybersecurity and IT risks as well as periodic risk assessments in these aspects.
Executive Management Responsibility	Our Chief Digital Officer, who is a part of our Executive Management Team is in charge of execution of IT security and cybersecurity across our plants and offices. We have started the Journey towards ISO 27001 certification. We also implemented VAPT (Vulnerability and Penetration Testing) for each and every deployment at JKCL Software through an external agency. We also engaged third party agency for periodical Audit of our IT security systems

Ethical performance	FY 2018-19	FY 2019-20	FY 2020-21	FY 2021-22
Number of corruption or bribery cases in reported year	0	0	0	0
Number of substantiated anti-competitive cases reported in year	0	0	1	1
Number of human rights complaints including sexual harassment	0	0	0	0
Number of environmental fines	0	0	0	0
Number of community stakeholder complaints on social, water or other environmental issues	0	0	0	0

Supply chain performance	
ESG screening	We sing contracts with our vendors and drivers to ensure that ESG aspects like child labour, forced labour, hazardous waste spills and biodiversity damage are prevented. We also conduct frequent audits of our suppliers to ensure all suppliers are covered in a span of three years. While we source most primary raw materials from our leased mines, the dependence on suppliers for critical raw material is low. All our vendors are expected to comply with our ESG Policy to ensure there is no adverse impact due to business operations.
Local sourcing	Majority of our suppliers are located within the same state as our plants. Hence we ensure that there is ample local sourcing which includes small and medium vendors as well as large establishments.

Employee Pay Indicators	Male	Female
Executive level: Average Base salary	Available	Not applicable as there are no female employees in this level
Management level: Average Base salary	Equal for both male and female	Equal for both male and female
Non-management level : Average salary	Equal for both male and female	Equal for both male and female

[1] Includes electricity purchased for consumption in cement plants and mines only

[2] The reason for increase in non-hazardous waste is due to large number of metal machinery scrap being discarded.

[3] Cumulative values reported since FY2018 of plantation activities. Numbers are based on approximate saplings planted per species

[4] Approximate values based on assessment at the end of 3 years

[5] Approximate headcount based on assumption of beneficiary populations in villages or schools

GCCA Index

Parameter	Units	FY 2019-20	FY 2020-21	FY 2021-22
Clinker production	MTPA	7.02	8.11	8.97
Cement production	MTPA	9.56	11.00	13.11
Cementious production	MTPA	9.80	11.48	13.46
CO_2 Emissions				
Total direct CO_2 emission-Gross (with CPP and AFR)	tCO_2	65,32,699	72,06,969	77,84,307
Total direct CO_2 emission-Net (excluding CPP and AFR)	tCO_2	56,82,107	65,56,800	72,07,227
Specific direct CO_2 emission-Gross	$kgCO_2$/tonne cementitious product	667	628	578
Specific direct CO_2 emission-Net	$kgCO_2$/tonne cementitious product	580	571	535
Emissions				
Overall coverage rate	%	100	100	100
Coverage rate continuous measurement	%	100	100	100
PM - Absolute Emissions	Tonnes	604	723	753
PM - Specific Emissions	g/tonne clinker	86	89	84
SOx - Absolute Emissions	Tonnes	1,262	1,325	1,851
SOx - Specific Emissions	g/tonne clinker	180	163	206
NOx - Absolute Emissions	Tonnes	8,853	9,638	8,133
NOx - Specific Emissions	g/tonne clinker	1,261	1,188	907
VOC/THC	Tonnes/year	-	-	131.57
VOC/THC	g/tonne clinker	-	-	14.67
Hg	kg/year	-	-	0.11
Hg	mg/tonne clinker	-	-	0.01
PCDD/F	mg/year	-	-	2.20
PCDD/F	ng/tonne clinker	-	-	0.24
Heavy Metals (HM) 1	kg/year	-	-	0.10
Heavy Metals (HM) 1	mg/tonne clinker	-	-	0.01
Heavy Metals (HM) 2	kg/year	-	-	1.78
Heavy Metals (HM) 2	mg/tonne clinker	-	-	0.20
Fuels				
Kiln fuels	Tonnes	8,73,046	10,21,858	12,51,930
Total Energy from fuels used in clinker production	TJ	21,736	24,913	27,948
Alternative fuels	Tonnes	1,36,458	1,85,895	2,92,783
Energy from alternative fuels	TJ	1,163	1,567	1,859
Alternative fuel rate (kiln fuels)	%	5.4%	6.3%	6.7%
Biomass fuels	Tonnes	8,061	3,635	49,063
Energy from biomass fuels	TJ	137	49	615
Biomass fuel rate (kiln fuels)	%	0.6%	0.2%	2.20%
Total alternate fuel rate (kiln fuel)	%	6%	6.5%	8.9%
Specific heat consumption for clinker production	GJ/tonne clinker	3.096	3.074	3.116
Raw Materials				
Total raw materials for clinker produced	MnT		12	14
Total alternative raw materials for clinker produced	MnT		0.12	0.14
Total Raw Materials for cement produced	MnT	2.78	3.37	4.50
Total alternative raw materials for cement produced	MnT	1.58	1.98	2.50
Alternative Raw Materials rate	%		19%	19.8%
Clinker/cement (equivalent) factor	%	70.3%	69%	65.6%

Parameter	Units	FY 2019-20	FY 2020-21	FY 2021-22
Water				
Water withdrawal	m3	15,19,358	17,04,457	17,95,310
Water discharge	m3	0	0	0
Number of sites	Nos.	8	9	9
Number of sites with a water recycling system	Nos.	7	7	9
Water Consumption (Total Water withdrawal – Water Discharge)	m3	15,19,358	17,04,457	17,95,310
Amount of Water Consumption per unit of product	m3/tonne cementitious material	0.16	0.16	0.14
Health & Safety:				
Number of fatalities: directly employed	Nos.	0	0	0
Number of fatalities: contractors and sub-contractors	Nos.	0	0	0
Number of fatalities, third parties	Nos.	0	0	0
Number of reportable lost time injuries - directly employed	Nos.		0	2
Number of reportable lost time injuries: contractors and Sub-contractors	Nos.		2	3
Lost time injury frequency rate : directly employed	Rate		0	0.56
Lost time injury frequency rate : contractors and Sub-contractors	Rate		0.23	0.23
Lost days : directly employed	Nos.	41	0	19
Lost days : contractors and Sub-contractors	Nos.		151	90
Lost time severity rate: directly employed	Rate		0.0	5.3
Lost time severity rate: contractors and Sub-contractors	Rate		11.7	7
Quarry Rehabilitation and Biodiversity Management				
Percentage (%) of quarries with high biodiversity value where biodiversity management plan is implemented.	%	100	100	100
Percentage (%) of quarries where rehabilitation plan is implemented.	%	100	100	100

GRI Content Index

Mapping of Integrated Report for FY 2021-22 (IR) with Global Reporting Initiative (GRI) Standards 2020 in accordance with 'Core' option

GRI Standard	Title	Reference	Pg. no.
		Organizational profile	
102-1	Name of the organization	J.K. Cement Ltd.	102-1: 4
102-2	Activities, brands, products, and services	Product Range	102-2: 8-9
102-3	Location of headquarters	Geographic Presence > Our plants	102-3: Back Cover
102-4	Location of operations	Geographic Presence > Our plants	102-4: 10-11
102-5	Ownership and legal form	About Us and Financial statements	102-5: 3-4
102-6	Markets served	Geographic Presence > Markets served	102-6: 11
102-7	Scale of the organization	About Us	102-7: 3-5
102-8	Information on employees and other workers	About Us and Scorecard (headcount)	102-8: 108-109
102-9	Supply chain	Product Range and Social and Relationship Capital	102-9: 91
102-10	Significant changes to the organization and its supply chain	Reporting boundary and scope	102-10: 2
102-11	Precautionary Principle or approach	Risk Management	102-11: 24-25
102-12	External initiatives	Reporting Framework	102-12: 2
102-13	Membership of associations	Sustainability Strategy > Our membership of associations	102-13: 7
102-14	Statement from senior decision-maker	Leadership Messages	102-14: 14-17
102-15	Key impacts, risks, and opportunities	Risk Management	102-15: 26-33
		Ethics & Integrity	
102-16	Values, principles, standards, and norms of behavior	About Us	102-16: 6-7
102-18	Governance structure	Corporate Governance and Ethics	102-18: 100-102
102-40	List of stakeholder groups	Stakeholder Engagement	102-40: 20-21
102-41	Collective bargaining agreements	Human Capital	102-41: 86
102-42	Identifying and selecting stakeholders	Stakeholder Engagement	102-42: 20-21
102-43	Approach to stakeholder engagement	Stakeholder Engagement	102-43: 20-21
102-44	Key topics and concerns raised	Stakeholder Engagement	102-44: 20-21
102-45	Entities included in the consolidated financial statements	Reporting boundary and scope	102-45: 2
102-46	Defining report content and topic boundaries	Reporting boundary and scope	102-46: 2
102-47	List of material topics	List of material issues	102-47: 23
102-48	Restatements of information	None	102-48:
102-49	Changes in reporting	None	102-49:
102-50	Reporting period	Reporting period	102-50: 2
102-51	Date of most recent report		102-51:
102-52	Reporting cycle	April 2021 to March 2022	102-52: 2
102-53	Contact point for questions regarding the report	shambhu.singh@jkcement.com, sunilk@nsdl.co.in / nileshb@nsdl.co.in	102-53: Back Cover
102-54	Claims of reporting in accordance with the GRI Standards	About the Report	102-54: 2
102-55	GRI content index	GRI Content Index	102-55: 114-116
102-56	External assurance	Assurance statement	102-56: XX
GRI 200		**Financial Topics**	
103-2	Management Approach	Financial Capital	103-2: 42-43

GRI Standard	Title	Reference	Pg. no.
GRI 201		**Economic Performance**	
201-1	Direct economic value generated and distributed	Financial Capital> Economic Value Generated	201-1: 44, 45
GRI 300		**Environmental topics**	
103-2	Management Approach	Manufactured Capital, Natural Capital	103-2: 48, 50-51, 62-79
GRI 301		**Materials**	
301-1	Materials used by weight or volume	Natural Capital, Score card	301-1: 72, 104
301-2	Recycled input materials used	Natural Capital, Score card	301-2: 72, 104
GRI 302	**Energy**		
302-1	Energy consumption within the organization	Natural Capital, Score card	302-1: 71,104
302-4	Reduction of energy consumption	Natural Capital, Score card	302-4: 105
GRI 303		**Water and Effluents**	
303-1	Interactions with water as a shared resource	Natural Capital> Water management	303-1: 76
303-2	Management of water discharge-related impacts	Natural Capital> Water management	303-2: 76
303-3	Water withdrawal	Natural Capital, Score card	303-3: 105
303-4	Water discharge	Natural Capital, Score card	303-4: 105
303-5	Water consumption	Natural Capital, Score card	303-5: 105
GRI 305		**Emissions**	
305-1	Direct (Scope 1) GHG emissions	Natural Capital, Score card	305-1: 105
305-2	Energy indirect (Scope 2) GHG emissions	Natural Capital, Score card	305-2: 105
305-3	Other indirect (Scope 3) GHG emissions	Natural Capital, Score card	305-3: 105
305-4	GHG emissions intensity	Natural Capital, Score card	305-4: 71, 105
305-5	Reduction of GHG emissions		305-5: 106
305-6	Emissions of ozone-depleting substances (ODS)	Natural Capital, Score card	305-6: 106
305-7	Nitrogen oxides (NOX), Sulphur oxides (SOX), and other significant air emissions	Natural Capital, Score card	305-7: 106
GRI 306		**Waste**	
306-1	Waste generation and significant waste-related impacts	Natural Capital> Waste management	306-1: 73
306-2	Management of significant waste-related impacts	Natural Capital> Waste management	306-2: 73
306-3	Waste generated	Natural Capital, Score card	306-3: 106-107
306-4	Waste diverted from disposal	Natural Capital, Score card	306-4: 107
306-5	Waste directed to disposal	Natural Capital, Score card	306-5: 107
GRI 400		**Social Topics**	
103-2	Management Approach	Human Capital, Social and Relationship Capital	103-2: 80-95
GRI 401		**Employment**	
401-1	New employee hires and employee turnover	Human Capital, Score card	401-1: 109
GRI 402	**Labor/Management Relations**		
402-1	Minimum notice periods regarding operational changes	21 days (as per Industrial Disputes Act, 1947)	402-1:

GRI Content Index

GRI Standard	Title	Reference	Pg. no.
GRI 403		Occupational Health and Safety	
403-1	Occupational health and safety management system	Human Capital	403-1: 85-87
403-2	Hazard identification, risk assessment, and incident investigation	Human Capital	403-2: 85-87
403-3	Occupational health services	Human Capital	403-3: 85-87
403-4	Worker participation, consultation, and communication on occupational health and safety	Human Capital	403-4: 85-87
403-5	Worker training on occupational health and safety	Human Capital	403-5: 86-87
403-6	Promotion of worker health	Human Capital	403-6: 86-87
403-7	Prevention and mitigation of occupational health and safety impacts directly linked by business relationships	Human Capital	403-7: 86-87
403-9	Work-related injuries	Human Capital, Score card	403-9: 109
GRI 404		Training and Education	
404-1	Average hours of training per year per employee	Human Capital, Score card	404-1: 84,110
GRI 405		Diversity and Equal Opportunity	
405-1	Diversity of governance bodies and employees	Human Capital, Score card	405-1: 110
GRI 413	Local communities		
413-1	Operations with local community engagement, impact assessments, and development programs	Social and Relationship Capital, Score card	413-1: 90-99,107

Management Discussion and Analysis

Global Economy:

The Global Economy is expected to grow at 3.6% in 2022 as against growth of 6.1% in 2021. The global economy which is on mending path though not yet fully recovered from covid-19 pandemic and short lived omicron variant, suffered another setback from Russia invasion of Ukraine causing humanitarian crisis in Eastern Europe affecting more than 4 million of Ukraine population who have been shifted to Poland, Romania & Hungary putting economic pressure in these regions. Further, trade ban imposition on Russia would hamper supply of Oil & Gas to other economies. Even prior to war, inflation in many countries including advance economies such as United States and some European countries have surged to 40 years high due to soaring commodity prices and pandemic induced supply demand imbalance. In addition, geopolitical tension and frequent lockdown in China have resulted in slowdown in economic activity there by causing more bottleneck in global supply chain. India is also affected by all these global pressure and economic pressure can be felt in terms of tightening of monetary policy. Further, Pandemic, with war and global disruption in supply chain has resulted in increased borrowing. Increasing interest rate will put more pressure on borrowers. As per IMF, the world advance economies such as US & U. K would grow at 3.7% each, while European union at 2.8% & Japan at 2.4%. The world developing economies such as China would grow at 4.4% and India at 7.2% in FY 23.

Global Climate Policy:

Almost 140 countries have set long-term net zero emission targets, still there is large gap between global mitigation and policy on climate change. Greenhouse gas emission need to be cut by one-quarter to one-half by 2030 there by limiting warming to 1.5 to 2 degrees Celsius. However, only one third of countries have reduced their near-term targets substantially and these are mostly advanced economies. There is need for deepest cuts and commitments in attaining these targets by emerging and developing economies.

India Economic Growth:

India is ranked as sixth largest economies of the world with GDP size of $ 2.66 Trillion. Further, it is expected to become one of the third largest economies of the world by 2030.The GDP would grow in the range of 7.2% in 2022-23. The economic growth in the coming years will be supported by increased public investment in infrastructure and a pickup in private investment. India is on the path of sustained economic recovery mainly due to vigorous countrywide drive to deliver safe and wide-reaching COVID-19 vaccinations which helped to reduce the severity of the third pandemic wave with minimal disruptions to mobility and economic activity. The biggest challenge for the Indian economy in 2022-23 is to return to a high growth trajectory despite uncertainty in ongoing geopolitical crisis which is fuelling a surge in global commodity prices, especially crude oil.

In order to accelerate economic growth, series of steps have to be taken by Government such as increase of target capital expenditure to 7.5 lakhs crores which will boost demand for manufacturing and service sector. The Gati Shakti initiative will give much needed legs to infrastructure development and logistic improvement across India and will boost economy. Under Gati Shakti it is planned to build National Highway of 25000 KMs with Centre allocating almost ₹20000 crores for this project.

India Cement Industry:

India is the largest producer of Grey Cement after China with the overall capacity of 565 MTPA and it is expected to add around 27 MTPA in Fiscal 2022-23 to reach 592 MTPA.

The Cement demand in FY 21-22 witnessed volume growth of 6 % to reach around 350 MTPA and in FY 2022-23 it is expected to have annual growth of 5-7% backed by sturdy rural demand, pickup in infra spending, and recovery in urban housing and real estate supported by macro environment and increased Government spending.

The Cement demand would attain the recovery path on wheels of infra and housing, led by government spending on infra sectors followed by Rural housing demand. Further, the Industrial and Commercial segment are expected to recover led by fresh capex rounds by large and mid-size players, PLI implementation and creation of multimodal logistic facility.

Cement demand is spread as housing (60-63%), infrastructure (26-28%), and industrial/commercial (12-14%).

1) The housing segment was not moving up till fiscal 2020 and there is huge built up of inventory in fiscal 2021. Post-pandemic demand in the real estate and urban housing sector shot up on the back of higher demand for space amid work from home, income stabilisation and higher savings, preference for owning home, and lower cost of buying. The housing segment is expected to revive over the next five years, backed by lower concretisation in the country, real estate pickup, the central government's push toward the 'Housing for All' scheme, and sustained demand from individual house builders (IHBs). Hence, the housing segment is expected to remain the bedrock of cement demand in India

a) Housing for All Scheme 2022 mission namely PMAY-G launched in 2016 to build 29.5 million houses by 31 March, 2022. Till now only 17.6 million have been completed and 3.7 million houses are under construction. The slow pace of construction is mainly attributed to slow funding under the schemes.

b) Housing for All Scheme 2022 mission namely PMAY-U launched in 2015 was aimed at providing houses to slum dwellers and economically weaker section aimed at providing 11.5 million houses by 31 March, 2022. Till now only 5.6 million houses have been completed and 3.85 million are under construction. The budgetary allocation for above scheme is ₹28,000 crores for Fiscal 2022-23.

2) Infrastructure demand to be propelled by Road, Railway, Irrigation etc.

a) PMGSY provide all weather road connectivity to habitant of rural area. Rural road construction picked up in last fiscal due to reverse migration of labour from urban to rural area. Centre allocated almost ₹19,000 crores for fiscal 2022-23.

b) Bharatmala project an umbrella project of Centre Government entails construction of 60,000 km of highways under national corridor (north-south, east-west, and golden quadrilateral), economic corridor, inter-corridor roads, and feeder roads. This would require a total outlay of ₹6.9 trillion. Of the 60,000 Km only 53% target is achieved and remaining project would be completed by fiscal 2026.

c) Railways - The Government increased allocation to ₹2.46 trillion for high value projects such as Mumbai –Ahmedabad Bullet Train project, station redevelopment and completion of Dedicated Freight Corridor - the flagship project of Railways.

3) Industrial & Commercial Segment- Cement demand from the segment is projected to grow 5-10% in fiscal 2023, led by spill over of deferred capex and the low-base effect led by brownfield capacity expansions by cement, steel and auto components manufacturers, healthy utilisation levels of large players leading to more capex announcements and timely implementation of the Production Linked Incentive (PLI) schemes.

Performance India Operations:

Industry: As per Crisil, Cement demand growth in fiscal 2021-22 is around 6%. The Company however, managed to get higher growth mainly on account of optimum capacity utilisation of expansion.

Company's Standalone Operational & Financial Performance:

1) Grey and White Cement & Wall Putty Production increased to 13.1 MTpa in 2021-22 as against 11 MTpa in 2020-21 thereby registering growth of 19%.

2) Revenue from Operations increased to ₹7,678.58 crores in 2021-22 as against ₹6,328.28 crores in 2020-21 thereby registering growth of 21%.

3) EBITDA margin flat at ₹1,536.02 crores in FY 21-22 as against ₹1,536.11 crores in FY 20-21.

4) Net profit is ₹630.67 crores in 2021-22 as against ₹602.83 crores in 2020-21 thereby registering growth of 5%.

Expansion:

Nimbahera Line-3

The upgradation work on line No. 3 at Nimbahera was completed and it was successfully commissioned in September 2021.

Panna Project 4 MTPA Greenfield Expansions

The Company initiated greenfield Grey Cement capacity expansion of 4 MTPA at Panna, Madhya Pradesh in wholly owned subsidiary JayKayCem (Central) Ltd. This would have 2 MTPA Cement Grinding Capacity each at Panna in Madhya Pradesh and at Hamirpur in Uttar Pradesh as well as Waste Heat Recovery of 22 MW.

The Cost of Project would be approx. ₹2,970 crores.

The work at both the site is progressing as per Schedule and is expected to complete by Q4FY23.

The expenditure incurred till 31 March, 2022 is ₹1,535 crores out of which ₹489 crores have been funded by borrowing.

Innovative Way to Reach Far Markets & New Ventures:

Toll Manufacturing of Wall Putty- The company started tolled operations of wall putty at two new locations – one at Siliguri in West Bengal and other at Guntur in Andhra Pradesh in order to improve our capability to serve those market which remained untouched so far.

Foray into Paint Business - Management recently announced foray into Paint Business with Investment of ₹600 crores over a period of 5 years to take advantage of existing dealers / painters network of White Business and this will result in increased sales of Wall Putty also.

Branding Campaign:

Grey Cement

BTL Van activation:

With the vision of educating more customers & consumers about the right construction practices and methods. JK Super has continued its van activation with theme "Sampoorna, Surakshit Nirmaan" where thirteen vans were deployed for brand awareness & lead generation across all India.

Activation team visits to labour chowks, IHB Sites, dealer-retailer counters and conduct mason Meets in the evening. Collaterals in regional languages were distributed for better understanding of the product services & best practices.

Awareness about JKSS Weather Shield & JKSS Concrete Special is created through demos, quizzes and games. Soaps & Masks are being distributed among winners & network.

Banaye Har Raah Aasaan - building 251 ramps in schools-

The legacy which have been inherited by us is passed on to society - with the vision to provide support to physically handicapped students the campaign was launched in Jaipur at Rajasthan. 251 ramps were made in 1 day to create history. Credit goes to the entire grey division especially regional team for their super enthusiasm & planning. The contribution provided safe infrastructure for the future generations.

Kare Har Raah Roshan –This Diwali we have touched the lives of 1.2 Million+ people, residing in the rural parts of India, by installing solar-powered street lights in 160 villages across eight states of India to spread the light of Hope, Strength, Safety & Happiness

White Cement:

We have effectively reached out our intended audience through the use of ATL, BTL, and digital media. Our iconic duo Cement WallMaxX and JKCement WhitemaxX stood up to the market standards yet again and has been chosen as a SUPERBRAND, third time in a row.

Launch of SmoothmaxX-

JK White Cement brings lasting beauty and finishing solution for your walls with yet another premium product to its wall putty family- JKC SmoothMaxX- Super smooth wall putty. This revolutionary wall putty sets a new benchmark of smoothness and beautiful walls. Its ultra-fine polymers give an extra smooth coating and unmatched pearl-like whiteness to the walls, along with protecting them from water seepage.

Annual Dealer Conference -White Division also celebrates the indispensable role and rewards the outstanding performance of its channel partners in their growth through grand dealer meets in India and abroad. The pandemic did not stop us from appreciating the hard work that the channel partners put in, especially during these tough times to deliver greater results. We organized a highly immersive and larger-than-lifer **Virtual Annual Dealers Conference 2021-22** hosted by Bollywood celebrity, Aparshakti Khorana. The event was attended and well received by 2000+ stockiest due to highly appealing visuals, entertainment quotient and the seamless experience

Industry Concern:

Cement Industry is facing the heat in operational performance due to increasing trend of Petcoke and International Crude Prices. This would put pressure on margins and Cement Industry needs to pass on this too end user for absorbing increased cost.

Fuel Risk - The major concern for Cement Industry is the increasing price of Pet coke, Imported coal and Crude Price in International Markets amidst Ukraine –Russia Conflicts. During the year price of Pet coke & Imported coal have reached all-time high of above US$ 250 & US$ 200 respectively.

Logistic Risk - Crude price in international market is hovering above US$110, this has significantly impacted inbound and outbound logistic cost.

Above has adversely affected the overall cost on account of increase in cost of Steel, PP granules and Chemicals etc. The cost of power generation based on imported coal has significantly increased. Further, there is a substantial increase in ocean freight impacting the cost of imported goods. There is also acute shortage of containers having impact of overseas trade.

Information Technology:

Enhanced Customer Experience-

Digitalization has added tremendous value to the organization by bringing in customer delight for both Internal (Employee) as well as External Customers.

Channel Partners & Retailers - With an enhanced application for Dealer Management, Logistics Automation including Track and Trace, Online e-Proof of Delivery – supplemented with rewarding the efforts of our partners through Loyalty Portal to encash their redeemable points with Cash – during the pandemic, helping them in meeting their routine requirement. For our end consumers – an App is launched, which helps them identify with the nitty-gritty of building their Dream Home. Supplemented with a focussed efforts from our CTS teams – the journey becomes confident and assured. DNA, IHB, BuildXpert, Uphaar, Shoorveer, Samriddhi, etc. enabled the customers to connect better with JKCL.Smart Chatbot for immediate response and feedback capturing at website.

Employees - The productivity multiplies, when an employee enjoys working in an organization. To facilitate our employees, various tools and solutions are provided which help them to perform their task better and efficiently. Applications like Umber (SFA), CONCUR, Dashboards, Dealer On boarding, Automated CMC have augmented their efforts in the Market thereby reducing time consumed in routine submissions of reports. Further, Self Service tools for enabling employees in performing administrative tasks like On boarding, Attendance, Leave, Performance, Travel, Service Desk and Learning Management through SAP Success Factors, ITSM, Intranet and LMS across the organisation.

Internal Audit Function:

Internal Control-

The internal control systems are commensurate with the size, scale and complexity of the operations of the Company. These have been designed to provide reasonable assurance with regard to recording and providing reliable financial and operational information, complying with the applicable statutes, safeguarding assets from unauthorized use, executing transactions with proper authorization, and ensuring compliance with corporate policies. The Company uses SAP - a well-accepted enterprise resource planning (ERP) system to record data for accounting, consolidation, and management information purposes and connects to different locations for efficient exchange of information.

The Audit Committee of the Board of Directors, comprising of Independent Directors, reviews the effectiveness of the internal control system across the Company including annual plan, significant audit findings and recommendations, adequacy of internal controls and compliance with accounting policies and regulations.

Internal Financial Control-

The Company has in place an adequate Internal Financial Controls framework. The Company has documented Risk and Control Matrices (RACM) covering all activities and all controls are tested for design and operating effectiveness as part of its Internal Financial Control reporting framework. The financial controls are evaluated for both design and operating effectiveness by an external consulting firm of repute. The Internal Financial Controls are adequate and are in line with best practices applicable to organizations of a similar size, nature and complexity

Risk Management-

The Company has a robust Risk Management framework which identifies & assesses strategic, operational, financial and compliance risks and monitors the effectiveness & efficiency of risk mitigation and control measures. The major risks identified by the businesses and functions are systematically addressed through mitigating actions on a continual basis.

Human Resources Development:

The year gone by can well be described as a year full of Volatility, Uncertainty, Complexity and Ambiguity (VUCA). We sailed through two ravenous waves of Covid 19 that gripped the entire nation. A thing of relief post that is the fact that we were able to not only maintain business as usual but could also come up with some new initiatives.

On the HR front, the year was a change adapting year and right from changing our policies to suit the pandemic related requirements to come up with something new so as to keep people engaged and motivated was something that we consistently and constantly working upon.

Talent acquisition also changed a lot, the concept of e-joining and also donning our humane hat could honour all offers which got rolled out even pre pandemic or amidst the uncertainties. As the business is enhancing its footprints, the organization is also able to increase its reach and penetration in attracting people from various sectors.

Introduce E-Learning Modules with Bite Size and any time learning. Team also organised various health related talks to nullify the anxiety and fear generated from Pandemic. Further, use of technology has given employees a world class experience that brings efficiency in HR Operations through Digitization and automation process.

Diversity was taken as a special focus as we embark on a journey to become sector leaders to set an example of having a truly diverse and Inclusive workforce. With this vision we achieved the first milestone of 100 female employees across our geographic spread. A JK Women only program by the name of **"Shakti"** was introduced to further strengthen them through peer learning and sharing.

Managing our existing talent has always been the core focus and we had taken many initiatives to not only measure our scores on Trust, Transparency, Camaraderie, Pride and Wellness, but also how to improve them. We achieved the "Great Place to Work Certification" third year in a row, with good scores.

"Shruti" is another new initiative introduced by us (an ear for employees emotional wellbeing), Your Voice Matters -a continuous survey to check employee pulse on various parameters through a regular engagement survey communicating to all employees that their voice matters to us.

"Protsahan" initiative was launched as the first time ever umbrella reward and recognition program company wide, which created a positivity across all sections of the organization.

We also undertook a detailed exercise for the very first time to adopt the work class practice of Job Evaluations and Job Bands in the company through Our Project "Horizon".

The total workforce as on 31 March, 2022 is 3,941.

Directors' Report

Dear Members,

Your Directors have pleasure in presenting Company's **Twenty Eighth Annual Report** and Audited Financial Statements for the year ended 31st March, 2022.

1. Financial Results

₹ in lacs

Particulars	2021-22	2020-21
Revenue from operations	767858.40	632827.88
Profit before depreciation, tax and exceptional items	137555.53	140408.86
Less: Depreciation	28201.96	24467.71
Less: Exceptional items	13000.00	16686.50
Profit Before Tax	96353.57	99254.65
Tax Expense (Including deferred tax and tax adjustment of earlier years)	33285.85	38972.07
Profit After Tax	63067.72	60282.58
Add: OCI (Other Comprehensive Income)	380.61	136.47
Add: Retained earnings at the beginning of the year	174854.95	121146.50
Add: Transfer from Debenture Redemption Reserve	1357.70	3289.40
Less: Transfer to General Reserve	20000.00	10000.00
Less: Dividend on Equity Shares	11590.24	-
Balance to be carried forward	208070.74	174854.95

2. Performance of the Company

Your Company's performance during the year under report has overall improved. The Company's gross turnover has increased by 21.3% to ₹767858.40 Lakhs during the year compared to ₹632827.88 Lakhs in previous year. Profit after Tax increased to ₹63067.72 Lakhs compared to ₹60282.58 Lakhs.

3. Performance of the Subsidiary /Joint Venture/ Associate Companies

The Company has two wholly owned subsidiaries one in India and another in UAE. The UAE subsidiary has one step down subsidiary and such step down subsidiary has a subsidiary in Africa. There has been no material change in the nature of the business of subsidiaries. As on date of reporting the Company has incorporated another Wholly Owned Subsidiary for entering into Paint business. The Company has entered into Long Term Power Purchase Agreement coupled with Share Subscription Agreement with suppliers of Renewable Energy and as per terms holds 26% equity.

Subsidiary Company

J.K. Cement (Fujairah) FZC (JKCF) recorded net loss of AED 114,172,584.99 (equivalent to ₹23,162.87 Lakhs) for the period from April, 2021 to 31st March,2022 (Previous year net Loss of AED 84885,315 equivalent to ₹17153.81 Lakhs)

JK Cement Works (Fujairah) FZC (JKCWF) is involved in principal business of manufacturing and sale of white cement in Middle East and GCC market and also export to different countries and also has recorded a turnover of AED 166,408,466.55 (equivalent to ₹33,260.29 lakhs) (Previous year AED 147,685,967 equivalent to ₹29,844.68 Lakhs). It recorded a loss before OCI of AED 39,501,152.48 (equivalent to ₹7908.22 Lacs) for the period from April,2021 to 31st March,2022 (Previous year a loss of AED 32,398,118) (equivalent to ₹6,617.29 Lakhs) JKCWF has been incurring losses for past few years and its networth has eroded. During the year, based on business valuation by an independent external valuer, the Company has recognized provision towards diminuation of carrying amount of investment made in JKCF of ₹13,000 Lakhs (₹16,686.50 Lakhs previous year). This amount has been disclosed as exceptional item.

JK White Cement (Africa) Ltd. is second level step down subsidiary of the Company incorporated in Republic of Tanzania. 99.90 % stake is held by JK Cement Works (Fujairah) FZC. It is engaged in the business of manufacturing/trading/import/export of all types of cement, wall putty other allied products, cement clinker, limestone, gypsum etc.

Jaykaycem (Central) Ltd. (JCL), wholly owned subsidiary of your Company, is setting up green field grey cement manufacturing facilities, recorded a net loss of ₹97.31 Lakhs (previous year loss ₹32.37 Lakhs) for the year ended 31st March, 2022. It is proposed to amalgamate JCL with your Company and as on the date of reporting the Company Application/Petition is pending before National Company Law Tribunal, Allahabad Bench.

4. Consolidated Financial Statements

The statement as required under Section 129 of the Companies Act, 2013, in respect of the subsidiaries of the Company viz. J.K. Cement (Fujairah) FZC, J.K. Cement Works (Fujairah) FZC and Jaykaycem (Central) Ltd are annexed and forms an integral part of this Report. Consolidated Financial Statements prepared in accordance with relevant Accounting Standards issued by the Institute of Chartered Accountants of India, form part of the Annual Report and Accounts.

5. Impact of Covid-19 Pandemic

There was no major impact on Company's operation due to the second wave of Covid 19 except for partial impact on volume of white business for two months. The impact of same has been considered in Annual Accounts 2021-22. Further the Company continues to take requisite safeguards and compliances to ensure continuity of business and safety of its employees and other stakeholders.

6. Dividend

The Board of Directors has recommended a payment of dividend at a rate of ₹15 per equity share (150%) for the year ended March 31, 2022 (previous year ₹ 15 per equity share) with a total outgo of ₹ 11590.24 Lakhs subject to the approval of the Members at the 28th Annual General Meeting ('AGM').In terms of the provisions of Regulation 43A of the SEBI (Listing Obligations and Disclosure Requirements) Regulations, 2015, as amended ('the Listing Regulations'), the Company has formulated a Dividend Distribution Policy. It is also available on the Company's website and can be accessed at https://www.jkcement.com/frontTheme/pdf/dividend_distribution_policy_of_jk_cement_ltd_new.pdf

7. Transfer to Reserves

The Company proposes transfer of ₹1357.70 Lakhs (previous year ₹3289.40 Lakhs) from Debenture Redemption Reserve and fulther proposed to transfer ₹20,000 Lakhs (previous year ₹10,000 Lakhs) to General Reserve during Financial Year 2021-22.

8. Share Capital

The paid up Equity Share Capital as at 31st March, 2022 remained at ₹77.27 Crores. During the period under report, your Company has not issued any share including Sweat Equity, ESOP.

9. Finance

During the year under report, your Company has availed a sum of ₹155 Crores towards disbursement of term loans (previous year ₹ 585 Crores), and it repaid ₹189.49 Crores (previous year ₹346.73 Crores) towards Term Loan and NCD.

10. Credit Rating

Looking to Company's strong financials and consistent performance, CARE has upgraded Company's rating for long term bank facilities to AA+ (Double AA+) from AA. It has also reaffirmed A1+ for short term bank facilities.

11. Particulars of Guarantees or Investments by the Company

Details of Guarantees and Investments covered under the provisions of Section 186 of the Companies Act, 2013 are given in the Notes to the Financial Statements.

12. Operations

Grey Cement

During the year under report production increased by 20.48% at 11.70 Million Tonne (compared to 9.71 Million Tonne last year) and sales increased by 19.92% at 11.72 Million Tonne (compared to 9.78 Million Tonne last year).

White Cement

Production of White Cement & Wall Putty increased by 9.23% at 14.09 Lac Tonne during the year compared to 12.90 Lac Tonne last year and sale increased by 6.74% at 14.34 Lac Tonne (compared to 13.44 Lac Tonne last year)

13. Projects of the Company

(a) Construction is undergoing in full swing on setting up of a greenfield grey cement manufacturing unit at Panna, MP with a split grinding unit at Hamirpur, U.P. with total capacity of 4 MnTPA under its wholly owned subsidiary M/s Jaykaycem (Central) Ltd. ('Jaykaycem').

(b) Undertaken upgradation of clinker line 3 at J.K.Cement Works Nimbahera whereupon clincker capacity of Line 3 stood increased to 6500 TPD (from 5000 TPD).

14. Personnel

14.1 Industrial Relations

The industrial relations during the period under review generally remained cordial at all cement plants.

14.2 Particulars of Employees

List of employees getting salary in excess of the limits as specified under the provisions of Section 134 of the Companies Act, 2013 read with Companies (Appointment and Remuneration of Managerial Personnel) Rules, 2014 throughout or part of the financial year under review is annexed

separately marked as Annexure - E. However, the Annual Report excluding the aforesaid information is being sent to all the members of the Company pursuant to proviso to Section 136 of the Companies Act, 2013. Any member interested in obtaining such particulars may inspect and/or send the request to the Company at its Registered Office. None of the employee listed in the said Annexure is a relative of any Director of the Company except Dr. Raghavpat Singhania, Managing Director, Mr. Madhavkrishna Singhania Dy. Managing Director and Chief Executive Officer and Dr. Nidhipati Singhania, Vice-Chairman (Non Executive Non Independent Director). None of the employee hold (by himself or along with his spouse and dependent children) more than two percent of the equity shares of the Company.

The information required pursuant to Section 197(12) read with Rule 5(1) of The Companies (Appointment and Remuneration of Managerial Personnel) Rules, 2014 and Companies (Particulars of Employees) Rules, 1975, in respect of employees of the Company and Directors is furnished hereunder:

Particulars about Key Managerial Personnel.

SN	Name	Designation	*Remuneration Paid in ₹		% Increase in Remuneration from previous Year	Median Ratio to Remuneration**
			2021-22	2020-21		
1	Dr. Raghavpat Singhania	Managing Director (KMP)	143358916	9,01,14,537	59.08	172.72
2	Mr. Madhavkrishna Singhania	Dy. Managing Director (KMP) and CEO	136714250	7,30,53,257	87.14	164.71
3	Mr. Ajay Kumar Saraogi	Dy. Managing Director & Chief Financial Officer (KMP)	88171750	8,20,88,975	7.41	106.23
4	Mr. Shambhu Singh	Vice President (Legal) & Company Secretary (KMP)	8732193	72,97,020	19.67	10.52

* Remuneration does not include payment of contribution to Provident Fund and superannuation fund, which is exempted perquisite under applicable provisions of the Companies Act, 2013

** ₹ 8.30 Lakhs is Median, Ratio is calculated on remuneration 2021-22

Particulars about other Non-Executive Directors.

SN	Name	Designation	Remuneration Paid in ₹		% Increase in Remuneration from previous Year
			2021-22	2020-21	
1	Mrs. Sushila Devi Singhania	Non- Executive Non Independent	30,00,000	28,75,000	4.35
2.	Dr. Nidhipati Singhania	Non- Executive Non Independent	23,00,000	N.A.	-
3.	Mr. Ajay Narayan Jha	Non -Executive Independent	17,50,000	N.A.	-
4.	Mr. Ashok Sinha	Non -Executive Independent	18,25,000	13,75,000	32.72
5.	Mrs. Deepa Gopalan Wadhwa	Non -Executive Independent	19,00,000	14,25,000	33.33
6.	Dr. K.B. Agarwal	Non -Executive Independent	22,75,000	17,75,000	28.16
7.	Mr. Mudit Aggarwal	Non -Executive Independent	16,50,000	N.A.	-
8.	Mr. Paul Heinz Hugentobler	Non -Executive Non Independent	1,29,54,786	1,22,99,529	5.32
9	Mr. Satish Kumar Kalra	Non -Executive Independent	16,00,000	N.A.	-
10	Mr. Saurabh Chandra	Non -Executive Independent	19,75,000	14,50,000	36.2
11.	Mr. Sudhir Jalan	Non -Executive Non Independent	17,75,000	13,50,000	31.48
12.	Mr. A. Karati (ceased w.e.f. 14.08.2021)	Non -Executive Independent	2,00,000	14,50,000	-86.2
13.	Mr. J.N. Godbole (ceased w.e.f 14.08.2021)	Non -Executive Independent	2,50,000	15,50,000	-83.8
14.	Mr. Suparas Bhandari (ceased w.e.f 14.08.2021)	Non -Executive Independent	2,50,000	15,00,000	-83.3

14.3 Human Resources and Industrial Relations

The Company has structured induction process at all locations. Objective appraisal systems based on Key Result Areas (KRAs) are in place for Senior Management Staff. The Corporate HR is effectively involved in nurturing, enhancing and retaining talent through job satisfaction, management development programme etc.

15. Significant and Material Order passed by the Regulator(s) or Court(s)/ Matter of Emphasis

The Competition commission of India (CCI) vide its order dated 31.8.2016 imposed a penalty of ₹12,854 Lakhs on the Company. The Appeal was heard whereupon National Company Law Appellate Tribunal (NCLAT) vide order dated 25.7.2018 upheld CCI's order. The Company has filed statutory appeal before the Hon'ble Supreme Court, which vide its order dated 5.10.2018 has admitted the appeal and directed that the interim order of stay passed by the Tribunal in this matter will continue for the time being. The Company, backed by legal opinion, believes that it has a good case and accordingly no provision has been made in the Audited Annual Report of 2021-22.

In a separate matter, CCI imposed penalty of ₹928 Lakhs vide order dated 19.1.2017 for alleged contravention of provision of Competition Act, 2002 by the Company. On Company's appeal, NCLAT has stayed the operation of CCI's order. The matter is pending for hearing before NCLAT. Based on Legal opinion, the Company believes that it has a good case and accordingly, no provision has been made in the Audited Annual Report of 2021-22.

Members' attention is drawn to the statement on contingent liabilities in the notes forming part of the Financial Statements.

16. Corporate Governance

A report on Corporate Governance along with the Practicing Company Secretary's Certificate on its compliance, forms an integral part of this Report.

17. Public Deposits

Your Company has not invited any deposits from public/ shareholders under Section 73 and 74 of the Companies Act, 2013.

18. Whistle Blower policy/vigil mechanism

The Company has a Whistle Blower Policy to report genuine concerns or grievances, if any. The Whistle Blower Policy has been posted on the website of the Company. No complaint/grievance under Whistle Blower has been received by the Company.

19. Mitigation of risk

The Company has been addressing various risks impacting the Company including details of significant changes in key financial ratios which is more fully provided in annexed Management Discussion and Analysis. As per the Listing Regulation Risk Management Committee for enforcing Risk Management Policy is in place.

20. Commodity price Risk/Foreign Exchange Risk and hedging activities

Your Company hedges its foreign currency exposure in respect of its imports and export receivables as per its laid down policies. Your Company uses a mix of various derivative instruments like forward covers, currency swaps, interest rates swaps or a mix of all. Your Company does not have material exposure of any commodity and accordingly, no hedging activities for the same are carried out. Therefore, there is no disclosure to offer in terms of SEBI circular No. SEBI/HO/CFD/CMD1/CIR/P/2018/0000000141 dated 15th November, 2018.

21. Remuneration Policy

The Board of Directors and Nomination & Remuneration Committee follows a policy concerning remuneration of Directors, Key Managerial Personnel and Senior Personnel Management of the Company. The Policy also covers criteria for selection and appointment of Board Members and Senior Management and their remuneration. The Remuneration Policy is stated in the Corporate Governance Report and also on Company's website.

22. Related Party Transactions

All the related party transactions are entered on arm's length basis, in the ordinary course of business and are in compliance with the applicable provisions of the Companies Act, 2013 and the Listing Regulations. There are no materially significant related party transactions made by the Company with Promoters, Directors or Key Managerial Personnel etc. which may have potential conflict with the interest of the Company at large or which warrants the approval of the shareholders. Accordingly, no transactions are being reported in Form AOC-2 in terms of Section 134 of the Act read with Rule 8 of the Companies (Accounts) Rules, 2014. However, the details of the transactions with Related Party are provided in the Company's financial statements in accordance with the Accounting Standards and also half yearly reported to Stock Exchanges. All Related Party Transactions are presented to the Audit Committee and the Board. Omnibus approval is obtained for the transactions which are foreseen and repetitive in nature. A statement of all related party transactions is presented before the Audit Committee on a quarterly basis, specifying the nature, value and terms and conditions of the transactions. The statement is supported by the certificate from the MD and the DMD & CFO. The Related Party Transactions Policy as approved by the Board is uploaded on the Company's website at www.jkcement.com.

23. AUDITORS' REPORT

Your Company prepares its financial statements in compliance with the requirements of the Companies Act, 2013 and the Generally Accepted Accounting Principles (GAAP) in India. The financial statements have been prepared on historical cost basis (except items disclosed in significant accounting policies). The estimates and judgments relating to the financial statements are made on a prudent basis, so as to reflect a true and fair manner, the form and substance of transactions and reasonably present the Company's state of affairs, profits and cash flows for the year ended 31st March, 2022. Auditors' Report to the shareholders does not contain any qualification in the standalone or in the consolidated financial statements for the year under report. However, Auditors have drawn attention of shareholders on penalty imposed by Competition Commission of India (CCI), the matter is adequately covered by Para 15 above read along with notes on accounts.

24. Internal Financial Controls and its Adequacy.

The Board has adopted policies and procedures for ensuring orderly and efficient conduct of its business including adherence to the Company's Policies, the safeguarding of its assets, the prevention and detection of Frauds and errors, the accuracy and completeness of the accounting records and the timely preparation of reliable financial disclosures. The Company's internal control system is commensurate with its size, scale and complexities of its operations. The Audit Committee of the Board of Directors actively reviews the adequacy and effectiveness of the internal control system and suggests improvements to strengthen the same. It also reviews the quarterly Internal Audit Reports.

25. Directors and key Managerial Personnel.

25.1 Appointments

a. In accordance with the provisions of Section 152 of Companies Act, 2013 and the Company's Articles of Association, Mr. Sudhir Jalan (DIN 00111118) will retire by rotation at the ensuing Annual General Meeting and being eligible, offers himself for reappointment.

b. Mr. Ajay Narayan Jha appointed as Non Executive, Independent and Dr. Nidhipati Singhania as a Non Executive Non Independent Director of the Company w.e.f 28.05.2021 and Mr. Mudit Aggarwal, Mr. Satish Kumar Kalra were appointed as Non Executive, Independent Director of the Company w.e.f. 14.08.2021. Shareholders have confirmed their appointment.

All Independent Directors have given declaration that they meet the criteria of independence as laid down under Section 149(6) of the Companies Act, 2013 and Listing Regulations.

25.2. Cessations

Mr. Suparas Bhandari , Mr.Achintya Karati and Mr. Jayant Narayan Godbole ceased to be Director w.e.f 14.08.2021 due to expiry of their respective term.

25.3. Key Managerial Personnel

During the year under report, following Officials acted as Key Managerial Personnel:-

SN	Name of the Official	Designation
1.	Dr. Raghavpat Singhania	Managing Director
2.	Mr. Madhavkrishna Singhania	Dy. Managing Director & Chief Executive Officer.
3.	Mr. Ajay Kumar Saraogi	Dy. Managing Director & CFO
4.	Mr. Shambhu Singh	Vice President (Legal) & Company Secretary

26. Meetings of the Board of Directors

During the year 2021-22, 6 (Six) Board Meetings were convened and held, the details of which are given in the Corporate Governance Report. The intervening gap between the Meetings were within the period prescribed under the Companies Act, 2013.

27. Board Evaluation

Pursuant to the provisions of the Companies Act, 2013 and Regulation 17 of the Listing Regulations, the Board has carried out an annual performance evaluation of its Independent Directors and the Independent Directors also evaluated the performance of Non- Independent Directors. The Board of Directors expressed their satisfaction with the evaluation process. The Board of Directors also evaluated the functioning/performance of Audit Committee, Stakeholders Relationship Committee, Nomination & Remuneration Committee, CSR Committee, Committee of Directors and expressed satisfaction with their functioning/performance.

28. Directors' Responsibility Statement

Pursuant to Section 134(5) of the Companies Act, 2013 the Board of Directors to the best of their knowledge and ability confirm that:

i) In the preparation of the annual accounts, the applicable accounting standards have been followed along with proper explanations relating to material departures;

ii) The Directors have selected such accounting policies, judgments and estimates that are reasonable and prudent and applied them consistently, so as to give a true and fair view of the state of affairs of the Company as on 31st March, 2022 and of the statement of Profit and Loss and cash flow of the company for the period ended 31st March, 2022;

iii) Proper and sufficient care has been taken for the maintenance of adequate accounting records in accordance with the provisions of the Companies Act, 2013 for safeguarding the assets of the Company and for preventing and detecting fraud and other irregularities;

iv) The annual accounts have been prepared on an ongoing concern basis;

v) Proper internal financial controls to be followed by the Company has been laid down and that such internal financial controls are adequate and were operating effectively and

vi) Proper systems to ensure compliance with the provisions of all applicable laws has been devised and that such systems were adequate and operating effectively.

29. Statutory Auditor

M/s. S.R. Batliboi & Co. LLP., Chartered Accountants (ICAI Firm Registration No. 301003E/E300005) were appointed as statutory auditors in 23rd Annual General Meeting held on August 29th July, 2017 for a consecutive term of five (5) years from the conclusion of the 24th Annual General Meeting till the conclusion of 28th Annual General Meeting.

The Audit Committee and the Board at their respective meetings held on 21st May 2022 considered, approved and recommended the re-appointment M/s. S.R. Batliboi & Co. LLP., Chartered Accountants (ICAI Firm Registration No. 301003E/E300005) as the statutory auditors for a second term of five (5) consecutive years i.e from conclusion of the 28th annual general meeting till the conclusion of 33rd annual general meeting.

The necessary resolution(s) seeking your approval for their appointment as Statutory Auditors are included in the notice of the ensuing Annual General Meeting.

30. Cost Auditor

Pursuant to section 148 of the Companies Act, 2013 the Board of Directors on the recommendation of the Audit Committee appointed M/s K.G. Goyal & Company Cost Accountants, as the Cost Auditors of the company for the Financial Year 2022-23 and has recommended their remuneration to the Shareholders for ratification at the ensuing Annual General Meeting. M/s K.G. Goyal & Company, have confirmed that their appointment is within the limits of the Section 139 of the Companies Act, 2013, and have also certified that they are free from any disqualifications specified under Section 141 of the Companies Act, 2013. The Audit Committee has also received a certificate from the Cost Auditor certifying their independence and arm's length relationship with the company. The Cost Audit Report for the financial year 2020-21 was filed with Ministry of Corporate Affairs.

31. Secretarial Audit

In terms of the provisions of Section 204 of the Act read with the Companies (Appointment and Remuneration of Managerial Personnel) Rules, 2014, the Board has appointed M/s. Reena Jakhodia & Associates, Kanpur, Company Secretaries in Practice, as the Secretarial Auditor for conducting Secretarial Audit of the Company for the Financial Year ended March 31, 2022. The report of the Secretarial Auditor is attached as Annexure A. The Secretarial Audit Report does not contain any qualification, reservation or adverse remark except as detailed in MR-3 annexed to this Report. The Company is in compliance with the Secretarial Standards, specified by the Institute of Company Secretaries of India ('ICSI').

32. Reporting of Fraud

There has been no report of any fraud committed to the Company as specified under Section 143(12) of the Companies Act, 2013. Further, no case of Fraud on the Company has been reported to the Management from any other sources.

33. Compliance with Secretarial Standards On Board and General Meetings

The Company has complied with Secretarial Standards issued by the Institute of Company Secretaries of India on Board meetings and General Meetings.

34. Corporate Social Responsibility (CSR)

Corporate Social Responsibility is an integral part of the Company's ethos and policy and it has been pursuing this on a sustained basis. The Company assists in running of Schools at their Cement Plants, Vocational Training Center at Plants and other locations and Sir Padampat Singhania University, Udaipur imparting value based education to students. During the year your Company has also contributed to IIT, Kanpur for construction of Super Specialty Hospital. Also the Company played a constructive role in the infrastructural development of surrounding areas. During the period under report, the Company undertook various activities e.g. Art, Culture, Community Welfare, Drinking Water, Sanitation, Education, Health, Rural Development, Eradicating Hunger/Poverty. The Annual Report on CSR activities is annexed herewith as Annexure B.

35. Statutory Information

35.1 Conservation of Energy, Technology Absorption, Foreign Exchange Earnings and Outgo.

Particulars with regard to conservation of Energy, Technology Absorption, Foreign Exchange Earnings and outgo in accordance with the provisions of Section 134 (3)(m) of the Companies Act 2013 read

with Rule 8(3) of Companies (Accounts) Rules, 2014 in respect of Cement plants are annexed hereto as Annexure C and form part of the Report.

35.2 Annual Return

In terms of Section 92(3) of the Companies Act, 2013 and Rule 12 of the Companies (Management and Administration) Rules, 2014, the Annual Return of the Company is available on the website of the Company at the link: https://www.jkcement.com/investors/ /annualreturns

35.3 Business Responsibility Reporting

The Business Responsibility Report for the year ended 31st March, 2022 as stipulated under regulation 34 of the Listing Regulations is annexed as Annexure D and forms part of the Annual Report.

35.4 Management Discussion & Analysis (MDA) Statement

The MDA as required under Listing Regulation is annexed hereto and forms an integral part of this Report

36. Transfer to Investor Education and Protection Fund

During and pertaining to the year, the Company has transferred a sum of ₹10,73,258 /- which represents unclaimed dividend and 12613 Shares (held by1413 Shareholders) which represents unclaimed shares were due for transfer has been transfered after the close of financial year to the Investor Education and Protection Fund in compliance with provisions of the Companies Act, 2013.

37. Disclosures under the Companies Act, 2013 and Listing Regulations

37.1 Composition of Audit Committee:

The Board has constituted the Audit Committee which comprises of Dr. K.B. Agarwal as the Chairman and Mr. Ajay Narayan Jha, Mr. Saurabh Chandra, Mr. Ashok Sinha, and Dr.Nidhipati Singhania as Members. More details about the committee are given in the Corporate Governance Report.

37.2 Policy on Sexual Harassment of Women at Workplace:

The Company has zero tolerance towards sexual harassment at the workplace and towards this end, has adopted a policy in line with the provisions of Sexual Harassment of Women at Workplace (Prevention, Prohibition and Redressal) Act, 2013 and the Rules framed thereunder. All employees (permanent contractual, temporary, trainees) are covered under the said policy. An Internal Complaints Committees have also been set up at various location to redress complaints received on sexual harassment. During the financial year under review, the Company has not received any complaint of sexual harassment from any of the women employees of the Company.

38.1 Independent Directors

The Company's Independent Directors have submitted requisite declarations confirming that they continue to meet the criteria of independence as prescribed under Section 149(6) of the Act and Regulation 16(1)(b) of the Listing Regulations. The Independent Directors have also confirmed that they have complied with Schedule IV of the Act and the Company's Code of Conduct. The Board is of the opinion that the Independent Directors of the Company possess requisite qualifications, experience and expertise in the fields of finance, people management, strategy, auditing, tax and risk advisory services, infrastructure, banking, insurance, financial services, investments, mining & mineral industries and e-marketing and they hold highest standards of integrity. Regarding proficiency, the Company has adopted requisite steps towards the inclusion of the names of all Independent Directors in the data bank maintained with the Indian Institute of Corporate Affairs, Manesar ('IICA'). The Independent Directors of the Company have Qualified themselves under Companies (Appointment & Qualification of Directors) Rules, 2014.

38.2 Familiarization Programme For Independent Directors

The familiarization program aims to provide Independent Directors with the cement industry scenario, the socio-economic environment in which the Company operates, the business model, the operational and financial performance of the Company, significant developments so as to enable them to take well informed decisions in a timely manner. The familiarization program also seeks to update the Directors on the roles, responsibilities, rights and duties under the Act and other statutes.

39. Equal Opportunity by Employer

The Company has always provided a congenial atmosphere for work to all employees that is free from discrimination and harassment including sexual harassment. It has provided equal opportunities of employment to all irrespective of their caste, religion, color, marital status and sex.

40. Cautionary Statement

Statements in the Directors' Report and the Management Discussion and Analysis describing the Company's objectives, expectations or predictions, may be forward looking within the meaning of applicable securities laws and regulations. Actual results may differ materially from those expressed in the statement. Important factors that could influence the company's operations include: global and domestic demand and supply conditions affecting selling prices, new capacity additions, availability of critical materials and their cost, changes in government policies and tax laws, economic development of the country, and other factors which are material to the business operations of the company.

41. Other Disclosure

No disclosure or reporting is made with respect to the following items, as there were no transactions during the year under review:

- Details relating to deposits that are covered under Chapter V of the Act
- The issue of equity shares with differential rights as to dividend, voting or otherwise
- The issue of shares to the employees of the Company under any scheme(sweat equity or stock options)
- There is no change in the Share Capital Structure during the year under review
- The Company does not have any scheme or provision of money for the purchase of its own shares by employees or by trustees for the benefits of employees
- Managing Director, Dy. Managing Director & CEO and Dy. Managing Director & CFO have not received any remuneration or commission from any of its subsidiaries
- There was no revision in the financial statements
- There was no change in the nature of business
- There were no material changes and commitments affecting financial position of the Company between the end of the financial year and the date of this report

42. Acknowledgements

Your Directors wish to place on record their appreciation for the valuable support received by your Company from Banks, Govt. of Rajasthan, Govt. of Karnataka, Govt. of Haryana, Government of Madhya Pradesh, Govt. of Uttar Pradesh, Central Govt. and Government of Fujairah. The Board thanks the employees at all levels for their dedication, commitment and hard work put in by them for Company's achievements. Your Directors are grateful to the Shareholders/ Stakeholders for their confidence and faith reposed in Board.

For and on Behalf of the Board

Place: New Delhi
Dated: 21.5.22

Dr. Raghavpat Singhania
Managing Director
DIN: 02426556

Madhavkrishna Singhania
Dy.Managing Director &CEO
DIN: 07022433

Annexure-A

Secretarial Audit Report

For The Financial Year Ended 31st March, 2022

[Pursuant to Section 204(1) of the Companies Act, 2013 And Rule No. 9 of the Companies (Appointment and Remuneration of Managerial Personnel) Rules, 2014]

To,
The Members,
J. K. Cement Limited,
KamlaTower,
Kanpur.

We have conducted the Secretarial Audit of the compliance of applicable statutory provisions and the adherence to good corporate practices by J.K. Cement Limited CIN: L17229UP1994PLC017199 ("the Company") having its registered office at Kamla Tower, Kanpur, U.P. and manufacturing units at (i)Kailash Nagar, Nimbahera, Dist. Chittorgarh, Rajasthan, (ii)Mangrol, Dist. Chittorgarh, Rajasthan, (iii) Gotan, Dist. Nagaur, Rajasthan, (iv) Muddapur, Dist. Bagalkot, Karnataka, (v) Jharli, Dist. Jhajjar, Haryana , (vi) Village: Rupand, Tensil-Badwara, Dist. Katni, M.P. (vii) Aligarh U.P. (viii) Balasinor, Gujarat etc. Secretarial Audit has been conducted in a manner that provided us a reasonable basis for evaluating the corporate conduct/statutory compliances and expressing our opinion thereon.

Based on our verification of books, papers, minute books, forms and returns filed and other records maintained by the Company and also the information provided by the Company, its Officers, Agents and Authorized representatives during the conduct of secretarial audit, the explanations and clarifications given to us and the representations made by the Management and considering the relaxations granted by the Ministry of Corporate Affairs and Securities and Exchange Board of India warranted due to the spread of the COVID-19 pandemic, we hereby report that in our opinion, the Company has, during the audit period covering the financial year ended on 31st March, 2022, complied with the statutory provisions listed hereunder and also that the Company has proper Board-processes and compliance-mechanism in place to the extent, in the manner and subject to the reporting made hereinafter:

We have examined the books, papers, minute books, forms and returns filed and other records maintained by the Company for the financial year ended on 31st March, 2022 according to the provisions of:

i. The Companies Act, 2013 ('the Act') and the rules made there under;

ii. The Securities Contracts (Regulation) Act, 1956 ('SCRA') and the rules made there under;

iii. The Depositories Act, 1996 and the Regulations and Bye-laws framed there under;

iv. Foreign Exchange Management Act, 1999 and the rules and regulations made thereunder to the extent of Foreign Direct Investment and Overseas Direct Investment and External commercial Borrowings.,

v. Secretarial Standards as prescribed by Institute of Company Secretaries of India.

vi. The following Regulations and Guidelines with amendments thereto prescribed under the Securities and Exchange Board of India Act, 1992 ('SEBI Act'):-

a) The Securities and Exchange Board of India (Substantial Acquisition of Shares and Takeovers) Regulations, 2011;

b) The Securities and Exchange Board of India (Prohibition of Insider Trading) Regulations, 2015;

c) The Securities and Exchange Board of India (Issue of Capital and Disclosure Requirements) Regulations, 2018 and amendments from time to time;

d) The Securities and Exchange Board of India (Issue and Listing of Debt Securities) Regulations, 2008 and amendments from time to time;

e) The Securities and Exchange Board of India (Listing Obligations and Disclosure Requirement) Regulations, 2015 and amendments from time to time;

f) The Competition Act, 2002 and Rules/ Regulations framed thereunder;

vii Following other laws are applicable specifically to the company

a) Factories Act, 1948;

b) Industries (Development & Regulation) Act, 1951;

c) Laws prescribed related to mining activities;

d) Labour Laws and other incidental laws related to labour and employees appointed by the Company either on its payroll or on contractual basis as related to wages, gratuity, provident fund, ESIC, compensation etc;

e) Laws prescribed under prevention and control of pollution;

f) Laws prescribed under Environmental protection;

g) Laws prescribed under Direct Tax and Indirect Tax;

h) Land Revenue laws of respective States;

i) Labour Welfare Laws of respective states;

j) Local laws as applicable to various offices, plants, grinding stations/Units and bulk cement terminals.

We have also examined compliance with the applicable clauses of the following:

(i) Secretarial Standards issued by The Institute of Company Secretaries of India.

(ii) The applicable provisions of SEBI (LODR) Regulations 2015 for listing of Company's shares with the Bombay Stock Exchange Ltd and National Stock Exchange of India Ltd.

During the period under review the Company has complied with the provisions of the Acts, Rules, Regulations, Guidelines, Standards, etc.

We have relied on the representation made by the Company and its Officers for systems and mechanism formed by the Company for Compliances under other Act, Laws and Regulations to the Company.

During the period under review the Company has complied with the provisions of the Acts, Rules, Regulations, Guidelines, Standards, etc. mentioned here in above. We have relied on the representation made by the Company and its Officers for systems and mechanism formed by the Company for Compliances under other Act, Laws and Regulations to the Company.

We further report that during the year under report, following events/actions had major bearing on the Company's affairs in pursuance to the above referred laws, rules, regulations, guidelines, standards etc.

We further report that the Board of Directors of the Company is duly constituted with proper balance of Executive Director, Non-Executive Directors and Independent Directors. The changes in the composition of the Board of Directors that took place during the period under review were carried out in compliance with the provisions of the Act.

Adequate notice is given to all directors to schedule the Board Meetings, agenda and detailed notes on agenda were sent at least seven days in advance, and a system exists for seeking and obtaining further information and clarifications on the agenda items before the meeting and for meaningful participation at the meeting.

Majority decision is carried through while the dissenting members' views, if any, are captured and recorded as part of the minutes.

We further report that there are adequate systems and processes in the Company commensurate with the size and operations of the Company to monitor and ensure compliance with applicable laws, rules, regulations and guidelines.

For: Reena Jakhodia & Associates
Company Secretaries

(Reena Jakhodia)
Proprietor
Membership No: F6435
C.P. No.: 6083
UDIN: F006435D000288827

Place: Kanpur
Date: 09.05.2022

This report is to be read with our letter of even date which is annexed as Annexure A and forms an integral part of this report.

'Annexure A'

To,
The Members,
J. K. Cement Limited,
Kamla Tower,
Kanpur.

Our report of even date is to be read along with this letter.

1. Maintenance of Secretarial record is the responsibility of the management of the company. Our Responsibility is to express an opinion on these secretarial records based on our audit.

2. We have followed the audit practices and processes as were appropriate to obtain reasonable assurance about the correctness of the contents of the Secretarial records. The verification was done on test basis to ensure that correct facts are reflected in secretarial records. We believe that the processes and practices, we followed provide a reasonable basis for our opinion.

3. We have not verified the correctness and appropriateness of financial records and Books of accounts of the company.

4. Where ever required, we have obtained the Management Representation about the compliance of laws, rules and regulations and happening of events etc.

5. The compliance of the provisions of Corporate and other applicable laws, rules, regulations, standards is the responsibility of management. Our examination was limited to the verification of procedures on test basis.

6. The Secretarial Audit report is neither an assurance as to the future viability of the company nor of the efficacy or effectiveness with which the management has conducted the affairs of the company.

For: Reena Jakhodia & Associates
Company Secretaries

(Reena Jakhodia)
Proprietor
Membership No: F6435
C.P. No.: 6083
UDIN: F006435D000288827

Place: Kanpur
Date: 09.05.2022

Annexure- B

Annual Report Details of the CSR Activities

1. **A brief outline on the Company's CSR policy:**
   The CSR Policy was approved by the Board of Directors at its Meeting held on 1st November, 2014 and has been uploaded on the Company's website. The web link is http://www.jkcement.in/ce/policies/csrp/csr_ policy.html. The Company undertook activities relating to rural development, community welfare, disaster relief, education promotion, environmental sustainability, eradicating hunger, poverty and malnutrition, healthcare and sanitation, drinking water, sports promotion .

2. Composition of the CSR Committee.

Sr. No.	Name of Director	Designation/ Nature of Directorship	Number of meetings of CSR Committee held during the year	Number of meetings of CSR Committee attended during the year
1.	Dr. K.B. Agarwal	Independent, Non Executive (Chairman)	2	2
2.	Mr. Ajay Narayan Jha	Independent, Non Executive	2	1
3.	Mrs. Deepa Gopalan Wadhwa	Independent, Non Executive	2	1
4.	Mr. Mudit Aggarwal	Independent, Non Executive	2	1
5.	Mrs. Sushila Devi Singhania	Non Independent, Non Executive	2	NIL

3. Provide the web-link where Composition of CSR Committee, CSR Policy and CSR Projects approved by the Board are disclosed on the website of the Company:

   https://www.jkcement.com/ Corporate Governance

   https://www.jkcement.com/policies

   https://www.jkcement.com/csr

4. Provide the details of impact assessment of CSR projects carried out in pursuance of Sub-rule (3) of rule 8 of the Companies (Corporate Social Responsibility Policy) Rules, 2014, if applicable (attach the report):

   Provisions of Rule 8(3) of the Companies (CSR Policy) Rules 2014 in respect of impact assessment is not applicable for this financial year.

5. Details of the amount available for set off in pursuance of Sub-rule (3) of rule 7 of the Companies (Corporate Social responsibility Policy) Rules, 2014 and amount required for set off for the Financial year, if any:

Sr. No.	Financial Year	Amount available for set off from preceding financial years	Amount required to be set off for the financial year, if any
		Nil	

6. Average net profit of the Company as per section 135(5): ₹ 8,448,864,000

7 (a) Two percent of average net profit of the Company as per Section 135(5): ₹ 168,977,280

   (b) Surplus arising out of the CSR projects or programmes or activities of the previous financial years: NIL

   (c) Amount required to be set off for the Financial year, if any: NIL

   (d) Total CSR obligation for the Financial year (7a+7b+7c): ₹ 168977280

8 (a) CSR amount spent or unspent for the Financial year: Spent

Amount Unspent (in Rs.)

Total Amount spent for the Financial Year (in Rs.)	Total Amount transferred to unspent CSR Account as per Section 135(6)		Amount transferred to any fund specified under schedule vii as per second proviso to section 135(5)		
	Amount	Date of Transfer	Name of the fund	Amount	Date of Transfer
169585002	NA	NA	NA	NA	NA

(b) Details of CSR amount spent against ongoing projects for the financial year:

in INR

SL NO	Description of activity	Name of the Project	Item from the list of activities in schedule VII to the Act	Local Area (Yes? No)	Location of the Project		Project duration	Amount spent in the financial	Mode of Implementation	Mode of implementation	
					State	District	in months	year in Rs.	Direct (Yes/No)	CSR Regn no	Name
1	Contribution to IIT-Kanpur for setting up Super Specialty Hospital	Education	Education	Yes	UP	Kanpur	60 months	50000000	Direct		
2	Contribution to J.K. Gram vikas udyog for cross breeding projects in rural areas	Rural Development	Rural Development	No	RAJASTHAN & MP	Chittorgarh	48 months	10400000	Direct		
3	Contribution for Aganbadi Development Project - Nandghar Yojana and Construction of School room and boundary	Education Promotion	Education Promotion	Yes	Rajasthan	Chittorgarh	36 months	5691903	Indirect		ARUNIMA SEWA SANSTHAN, NIMBAHERA
4	Sparsh Sanitary Pad Project for Women self help groups and providing structured setups & training for earning through production and sell of low cost sanitory pads. Organising training programs for Woman Skill development.	Livelihood Development	Livelihood Development	Yes	Rajasthan	Chittorgarh	84 months	4814230	Indirect		ARUNIMA SEWA SANSTHAN, NIMBAHERA

(c) Details of CSR amount spent against other than ongoing projects for the financial year:

in INR

S No.	Name of the project	Item from the list of activities in Schedule VII to the Act	Local Area or other	District	Specify State and other	Amountspent for the Project (inRs.)	Amount spent:Direct or through implementing Agency
	NIMBAHERA						
1	Distribution of PPEs at nearby villages, provided DG sets at nearby hospitals for Power arrangement during emergency power cuts.	Disaster Relief	Narsakhedi	Chittorgarh	Rajasthan	102660	
			Nimbahera		Rajasthan	263865	
2	Reimbursement of expenses on Coaching of students of rural areas at near by villages. Construction of school , Bio Toilets at Schools for better health & hygiene of student, School bag & water distribution	Education Promotion	Falwa	Chittorgarh	Rajasthan	154675	
			Ghatera	Chittorgarh	Rajasthan	480000	
			NBH	Chittorgarh	Rajasthan	2076144	
			Maliakheda	Chittorgarh	Rajasthan	5258244	
			Ahirpura	Chittorgarh	Rajasthan	211420	
			Karunda	Chittorgarh	Rajasthan	521699	
					Rajasthan		
3	Contribution for Construction and Renovation of Strutures of Public utility like Bathroom, Communicty Center in nearby villages and Camera Distribution	Community Welfare	Falwa	Chittorgarh	Rajasthan	1626481.92	
			Baswa	Chittorgarh	Rajasthan	1032960	
			Ahirpura	Chittorgarh	Rajasthan	1147053	
			Karunda	Chittorgarh	Rajasthan	2030936	
			Nimbahera	Chittorgarh	Rajasthan	3097389	
4	Contribution for infrastructure development & other modifictaion work at hospitals. Provided medical equipments at hospital better treatments. Sanitization work at nearby villages.	Health Care	Karunda	Chittorgarh	Rajasthan	311024.4	
			Maliakheda	Chittorgarh	Rajasthan	348923.64	
			Nimbahera	Chittorgarh	Rajasthan	5349750	
5	Drinking water arrangement at nearby villages.	Water Management & Conservation	Ahirpura	Chittorgarh	Rajasthan	126550	
			Maliakheda	Chittorgarh	Rajasthan	73231	
			Karunda	Chittorgarh	Rajasthan	69594	
			Nimbahera	Chittorgarh	Rajasthan	5094891	
6	Construction of Road and painting work	Rural development	Karunda, Maliakhera and Sand	Chittorgarh	Rajasthan	11850909	
			Ahirpura	Chittorgarh	Rajasthan	2591755	
7	Plantation	Environment sustainability	Nimbahera	Chittorgarh	Rajasthan	873974	
8	Contribution towards District football association and Misc. Sports items purchased	Sports Promotion	Ahirpura	Chittorgarh	Rajasthan	160000	
			Karunda	Chittorgarh	Rajasthan	112415	
			Murlia	Chittorgarh	Rajasthan	13000	
			Nimbahera	Chittorgarh	Rajasthan	173280	
	NIMBAHERA					**45152823.96**	
	MANGROL						
1	Drinking water supply by tankers in nearby villages & water pipe line work	Water Management & Conservation	Arniya Joshi	Chittorgarh	Rajasthan	172260	
			Shahbad	Chittorgarh	Rajasthan	99120	
			Mangrol	Chittorgarh	Rajasthan	2844604	
			Tilakhera	Chittorgarh	Rajasthan	123192	
2	CC Road Construction and development work	Rural Development	Mangrol	Chittorgarh	Rajasthan	6530039	
			Tilakhera	Chittorgarh	Rajasthan	86193	
			Murlia	Chittorgarh	Rajasthan	1843682	
3	Sanitization work	Health Care	Mangrol	Chittorgarh	Rajasthan	497000	
4	Repairing of DG set at court & Construction of community hall	Community Welfare	Mangrol	Chittorgarh	Rajasthan	4216133	
			Tilakhera	Chittorgarh	Rajasthan	1208573	
	MANGROL					**17620796**	
	JHARLI						
1	Pulse oximeter & other medical items	Promotion of health care including prevention heath care and sanitation, and disaster management	Mohanbari	Jhajjar	Haryana	8208	Direct
2	Payment to Redcross Society for COVID-19 support in Jhajjar dist	Promotion of health care including prevention heath care and sanitation, and disaster management	Jharli & jhajjar	Jhajjar	Haryana	200000	Direct
3	Salary pay cleanning work for panchayat	Promoting education, including special education and employment enhancing vocation skills especially among children, women, elderly, and the differently abled and livelihood enhancement projects,	Jharli	Jhajjar	Haryana	48000	Direct
4	Safe and Clean Drinking Water Supply in Rural areas & Water Purifier	Eradicating hunger, poverty and malnutrition, promoting preventive health care and sanitation and making available safe drinking water	Jhajjar	Jhajjar	Haryana	225910	Direct
5	Gaushala and Temple repairing	Rural Development	Sahlawas and Jharli	Jhajjar	Haryana	313000	
6	Sports promotion	Sports	Akehri and Khanpur Khurd	Jhajjar	Haryana	202000	
7	Solar system installation	Rural Development	Jharli	Jhajjar	Haryana	56465	
	JHARLI					**1053583**	

in INR

S No.	Name of the project	Item from the list of activities in Schedule VII to the Act	Local Area or other	District	Specify State and other	Amountspent for the Project (inRs.)	Amount spent:Direct or through implementing Agency
	MUDDAPUR						
1	Distribution of Oxygen Concentrators	Health	Muddapur Village	Baghalkot	Karnataka	425600	Direct
2	CSR contribution to BHOOMIKA TRUST towards COVID relief	Health	Tamil Nadu		Tamil Nadu	1500000	Indirect through Agency
3	Eye Test Camp	Health	Muddapur Village	Baghalkot	Karnataka	60000	Direct
4	Mass Marriage Community Hall	Rural Development	Muddapur Village	Baghalkot	Karnataka	734902	Direct
5	Office furnitue / desk etc	Rural Development	Muddapur Village	Baghalkot	Karnataka	429120	Direct
6	High Mast tower lighting	Rural Development	Muddapur Village	Baghalkot	Karnataka	417045	Direct
7	Construction and development of road	Rural Development	Muddapur Village	Baghalkot	Karnataka	1063190	Direct
8	Swachhta and sanitisation at local areas	Health and sanitisation	Muddapur Village	Baghalkot	Karnataka	32260	Direct
	MUDDAPUR					**4662117**	
	BALASINOR						
1	Covid 19 expenditure	Health	Vadadala Gram Panchayat		Gujrat	192000	
2	Community development project	Rural Development	Vadadala		Gujrat	174062	
	BALASINOR					**366062**	
	ALIGARH						
1	Dustbin distribution to Samudayaik Swasthya Kendra	Health	ALIGARH	Aligarh	Uttar Pradesh	19000	
2	Oxygen cyliner distribution for COVID 19	Health	ALIGARH	Aligarh	Uttar Pradesh	431000	
3	High Mast Tower and Social light installation	Rural development	ALIGARH	Aligarh	Uttar Pradesh	2388000	
4	Primary School renovation work	Education	ALIGARH	Aligarh	Uttar Pradesh	3144000	
	ALIGARH					**5982000**	
	TOTAL (GREY)					**85343514.96**	
	KATNI						
1	Distribution for covid	Health	Katni & Badwara		Madhya Pradesh	161196	Direct
2	Rural Development in Badwara	Rural Development Projects	Katni & Badwara		Madhya Pradesh	375134	Direct
	KATNI TOTAL					**536330**	
	WHITE CEMENT & GOTAN						
	GREY						
1	Promoting to Education-Chilldrens-Toilet block(govt.sec. sch.,Tukliya)	Promoting education-Childrens	Tukaliya	Nagaur	Rajasthan	3000	
			Dhannappa	Nagaur	Rajasthan	796000	
			Gotan	Nagaur	Rajasthan	302000	
2	Promoting Health Care-Corona Virus-Covid-19,Vaccination, Patient Treatment	Promoting Helth care/ Ensuring Environmental Sustainability	Gotan	Nagaur	Rajasthan	53000	
3	Plantation work in Rural Area	Enviromental Sustainability	Chittorgarh	Nagaur	Rajasthan	77000	
4	Promoting to Education-Chilldrens-Repair & Mait.(govt.sch. Natiya colony,Gotan)	Promoting Education-Childrens	Gotan	Nagaur	Rajasthan	36000	
5	Medical grade Oxygen Concentrators 15 nos.dristibution to Govt. Hospital in Nagaur Dristrict	Promoting Health care/ Ensuring Environmental Eustainability	Gotan, Thawala, Padukala, Harsour, Edwa 1 nos each, Merta and Nagaur 5 nos each	Nagaur	Rajasthan	2009000	
6	Cabin police station,Gotan	Rural Development	Gotan	Nagaur	Rajasthan	31000	
7	RCC Bench fixing at Panchayat Bhawan,Gotan	Rural Development	Gotan	Nagaur	Rajasthan	8000	

in INR

S No.	Name of the project	Item from the list of activities in Schedule VII to the Act	Local Area or other	District	Specify State and other	Amountspent for the Project (inRs.)	Amount spent:Direct or through implementing Agency
8	Weighing Machines distribution	Promoting Helth care/ Ensuring environmental sustainability	Gotan	Nagaur	Rajasthan	28000	
9	Battery for UPS	Rural Development	Gotan	Nagaur	Rajasthan	60000	
10	Plantation work in Rural Area	Enviromental Sustainability	Panchayat Kherdaya	Nagaur	Rajasthan	20000	
11	Promoting to Education-Chilldrens-ICT LAB(govt.sch.Dangawas,Shiv and Bhatiyo ki Dhani)	Promoting education-Childrens	Merta Block	Nagaur	Rajasthan	228000	
12	ENVIONMENTAL SUSTAINABILITY-DFO office Nagaur under GHAR GHAR AUSHDHI YOJNA(10000 pcs)	Enviromental Sustainability	Nagaur	Nagaur	Rajasthan	38000	
13	Steel Wire,Gate and Polls for Developmnt of Greenery at Chepiya Nada	Rural Development Projects	Gotan	Nagaur	Rajasthan	225000	
14	FOOGING WORK AT GOTAN MARKET	Eradicating Poverty,Promoting Helth Care	Gotan	Nagaur	Rajasthan	2000	
15	SANITARY NAPKIN DISPENSING MACHINE 3 nos	Prmoting Education-Women,Childrens	Gotan,Merta Road,Merta city	Nagaur	Rajasthan	50000	
16	CONTRIBUTION TOWARDS SPORTS STADIUM IN NAGAUR	Training to promote rural Sports	Nagaur	Nagaur	Rajasthan	1000000	
17	RURAL DEVELOPMENT PROJECT - BUS STAND , GOTAN (Floring with paver block,wall modification nd Mushafir Rest Shelter)	Rural Development Project	Gotan	Nagaur	Rajasthan	7910000	
	TOTAL (WHITE CEMENT)					**12876000**	
	HO CSR EXPENDITURE (UPTO 31.03.2022)						
1	Distribution of BIPAP A-40 Ventilator, Oxygen concentrators to Hospitals, Pulse Oxymeter, Face masks to general public during Covid Wave-2 and Vaccination drive for general public inlarge	Promoting Healthcare			Delhi, Uttar Pradesh, Rajasthan, Karnatka, Haryana & Maharashtra	10351006	
2	Distribution of academic curriculam Books school going childrens of orphange, Blood Camps etc	Education			Uttar Pradesh	78151	
	HO(UPTO 31.03.2022)					**10429157**	
	TOTAL JKCL UPTO 31.03.2022)						
	Total					**98678869**	
	TOTAL CSR EXPENDITURE APRIL TO MARCH,2022					**169585002**	

(d) Amount spent in Administrative Overheads: NIL

(e) Amount spent on Impact Assessment, if applicable: Not Applicable

(f) Total Amount spent for the Financial Year (8b+8c+8d+8e): 169585002

(g) Excess amount for Set Off, if any: NIL

Sr. No.	Particulars	Amount (₹ in Lakhs)
(i)	Two percent of average net profit of the Company as per Section 135(5)	1689.77
(ii)	Total amount spent for the Financial year	1695.85
(iii)	Excess amount spent for the Financial year [(ii)-(i)]	6.08
(iv)	Surplus arising out of the CSR projects or programmes or activities of the previous financial years.	NIL
(v)	Amount available for set off in succeeding financial years [(iii)-(iv)]	NIL

9 (a) Details of Unspent CSR amount for the preceding three financial years:

Sl. No.	Preceding Financial Year	Amount transferred to Unspent CSR Account under Section 135(6) (Rs. Crore)	Amount Spent in the reporting Financial Year (Rs. Crore)	Amount transferred to any fund specified under Schedule Vii as per section 135(6), if any			Amount remaining to be spent in succeding financial year (Rs. Crore)
				Name of the Fund	Amount(Rs. Crore)	Date of transfer	
NIL							

(b) Details of CSR amount spent in the financial year for ongoing projects of the preceding year(s):

Sl. No.	project ID	Name of the Project	Financial year in which the project was commenced	project duration	Total amount allocated for the project (Rs. Crore)	Amount spent on the project in the reporting Financial Year (Rs. Crore)	Cumulative amount spent at the end of reporting Financial Year. (Rs. Crore)	Status of the project- Completed/ ongoing
NIL								

10. In case of creation or acquisition of Capital asset, furnish the details relating to the asset so created or acquired through CSR spent in the financial year (asset-wise details):

    (a) Date of creation or acquisition of the Capital asset(s): **Not Applicable**

    (b) Amount of CSR spent for creation or acquisition of capital asset: Not Applicable

    (c) Details of the entity or public authority or beneficiary under whose name such Capital asset is registered, their address etc: Not Applicable

    (d) Provide details of the Capital asset(s) created or acquired (including complete address and location of the Capital asset): Not Applicable

11. Specify the reason(s), if the Company has failed to spend two percent of the average net profit section 135(5): **Not Applicable**

Place: New Delhi
Date: 21-05-2022

Dr. Raghavpat Singhania
Managing Director
DIN : - 02426556

Dr.K.B. Agarwal
Chairman - Corporate Social Responsibility Committee
DIN:- 00339934

Annexure-C

Particulars of Energy Conservation , Technology Absorption , Foreign Exchange Earnings and Outgo Required Under Companies (Accounts) Rules 2014 Pursuant to section 134(3)(m) of the Companies Act,2013 read with Rule 8(3) of the Companies(Accounts) Rules,2014

A) Energy Conservation

Sustainable Development and continuous improvement of Key Performance Indicators are of prime importance for the company.Energy reduction in every field is the need of time to sustain business in the current scenerio of each & every industry including Cement. Major contribution towards cost of manufactured cement is the Electrical energy and Thermal energy consumption, so for J K Cement main focus to reduce cost of production is the conservation of electrical & thermal energy.

During the year 2021-22, various efforts have been done to reduce the consumption of electrical & thermal energy for the production of cement by our different manufacturing units .These energy conservation measures during 2021-22 has resulted in reduction of power consumption by ₹749.96 lacs kwh, equivalent to MTOE.

In an additional reduction in Thermal energy consumption, 34304 MTOE during the year have been replaced by alternative fuel & other Operational initiatives to conserve primary fuels. Total Investment was INR 29542.25 lacs

The overall energy saving projects are classified into the listed categories:-

- ✓ Process optimization with nil investment
- ✓ Installation of energy efficient equipments
- ✓ Implementing in house kaizens & modifications
- ✓ Downsizing of existing equipments
- ✓ Improving Thermal efficiency.
- ✓ Improving Production & Operational efficiecy.
- ✓ R&D Activities and Adopting new Technology.
- ✓ VFD installation in fans

Process optimization

By the optimization of various process parameters , interlockings and logics etc., many savings were achieved. Monitoring of Production process and Analysis of data is very important for energy conservation.By various process optimizations saving of INR 2890.99 lacs achieved with reducion of 201.02 lacs kwh of electricity with expenditure of INR 236.18 lacs only.Most of the optimizations are done without investment.

Installation of Energy Efficient Equipments

Replacement of low efficiency motors by high efficiency motors, replacement of high power consumption lamps by energy saving LED lamps and other energy efficient equipments of the latest technology were installed to improve the electrical efficiency of the system. By these steps saving of 13.82 lacs KWH equivalent to 983 MTOE and INR 98.96 lacs with the expenditure of INR 71.63 lacs. Achieved savings are comparitively less with respect to the actual spend, due to completion of most of the initiatives during Q4'22.

Implementing In-house kaizens & modifications

Small steps of energy savings like kaizen in various section of Production & Process is a big tool for energy conservation. Such small modifications resulted in savings of 19.93 lacs KWH equal to 252 MTOE and INR 180.77 lacs of electricity with INR 41.31 lacs investment only.

Downsizing of the existing equipments

Utilization of optimum loading on motors with respect to existing lower loading and rated KW, various motors were replaced by lower KW ratings resuting in Improvement in loading factor and efficiency. Such steps in total resulted in savings of INR 7.94 lacs by reducing 1.15 lacs KWH of electricity with an investment of only 5.76 Lacs.

Improvement in Thermal Efficiency

Besides the in-house monitoring & optimization of the clinkering section, optimization of burner momentum, reducing false air, accurate kiln operation control, Nimbahera Clinkering Capacity expansion alongwith installation of efficient equipment's viz. Raw Mill & Coal Mill etc. has resulted in improving the thermal effieciency of the pyro systems.In Power Plant operations also higher generation of units with optimized parameters resulted in equivalent fuel savings. Company has saved INR 7735.66 lacs through various initiatives likewise AFR usage improvement in all 3 Kilns of Mangrol, achieved Highest TSR% in Muddapur i.e. 18% and hence substitute the primary fuels usage with an expenditure of 29135.23 Lacs. Total thermal energy saved during the year is 35658 MTOE. (Achieved savings are less w.r.t expenditure, due to completion of Nimbahera Line-3 expansion project in Sep'21 followed by Kiln stablization in furthur 3-4 months)

Improvement in Production & Operational Efficiency

Improvement in the Production rate index of Kilns with optimization of process & operational parameters in which savings in terms of rupees as well as effieciency of the system are achieved. Through improvement in output & operational efficiency, company has saved INR 699.93 lacs by reducing 185.24 lacs kwh of electricity & 1593 MTOE saved

VFD installation in fans

Replacement of existing drive system by VFD installation in fans has resulted in savings 16.15 lacs kwh and INR 112.98 lacs of electricity with expenditure of INR 98.92 lacs only.

Savings are as under:-

Detail of Savings are as under:-

	Saving(KWH) in lacs	Saving(MTOE)	Saving(₹ In lacs)
Installation of Energy Efficient Equipment	13.82	983	98.96
In house small modifications	19.93	252	180.77
VFD Installation	16.15	131	112.98
Improving production & operational efficiency	185.24	1593	699.30
Improving Thermal efficiency	312.63	35658	7735.02
Downsizing of the existing equipment	1.15	10	7.94
Process optimization	201.02	799	2890.98
	749.95	39426	11725.97

B) Technology Absorption and R&D Activities

By technology upgradation and R&D activities in the areas of Process Improvement, and Energy Management JK Cement Ltd, in FY 2022-23 INR 10326 lacs has been planned for Technology Absorption & Energy Conservation measures.

Major steps in R&D activities are:-

i) For FY 2021-2022 by R&D activities & Energy saving initiatives, expenditure of ₹150 Lacs planned to save ₹4458.38 Lacs throughout in Mangrol & Muddapur Unit.

ii) Nimbahera Line-3 Capacity enhancement saved INR ₹2498.77 lacs & 2688 MTOE by investing INR ₹26015.90 lacs.

C) FOREIGN EXCHANGE EARNINGS AND OUTGO

Particulars	₹ In lacs
Foreign Exchange earned in terms of actual inflows	428.71
Foreign Exchange outgo in terms of Actual inflows	84338.91

Annexure-D

Business Responsibility Report

Mapping of Integrated Report for FY2022 (IR) with Securities and Exchange Board of India's Business Responsibility Report (SEBI BRR 2015) Framework

SECTION A: GENERAL INFORMATION ABOUT THE COMPANY		
1.	Corporate Identity Number (CIN)	L17229UP1994PLC017199
2.	Name of the Company	J.K. Cement Limited (JKCL)
3.	Registered Address	Kamla Tower, Kanpur – 208001, Uttar Pradesh, India
4.	Website	https://www.jkcement.com/
5.	E-mail ID	shambhu.singh@jkcement.com, sunilk@nsdl.co.in / nileshb@nsdl.co.in
6.	Financial Year Reported	FY 2022
7.	Sector(s) that the Company is engaged in (industrial activity code-wise)	

Industrial Group	Class	Sub Class	Description
374	3741	37410	Plaster of Paris
	3744	37440	Manufacturing of Cement and Cement related products
35	3551	35110	Primer

As per National Industrial Classification – Ministry of Statistics and Programme Implementation

8.	List three key products/services that the Company manufactures/ provides (as in balance sheet)	1) Grey Cement 2) White Cement 3) Wall Putty
9.	Total number of locations where business activity is undertaken by the Company	
9.i	Number of International Locations (Provide details of major 5)	Cement plant in Fujairah, UAE
9.ii	Number of National Locations	Refer Geographic Presence section
10.	Markets served by the Company- Local/State/National/ International	Refer Geographic Presence section

	BRR Section	
SECTION B: FINANCIAL DETAILS OF THE COMPANY (STANDALONE)		
1.	Paid up Capital (₹lacs)	7726.83
2.	Total turnover (₹lacs)	767858.40
3.	Total profit after taxes (₹lacs)	63067.72
4.	Total Spending on Corporate Social Responsibility (CSR) as percentage of profit after tax (%)	Refer Financial Capital
5.	List of activities in which expenditure in 4 has been incurred (₹Lacs)	Refer Social and Relationship Capital
SECTION C: OTHER DETAILS		
1.	Does the Company have any Subsidiary Company/ Companies?	Yes - The Company has two (2) wholly owned subsidiaries - J.K. Cement (Fujairah) FZC, United Arab Emirates (UAE) and Jaykaycem (Central) Limited, India
2	Do the Subsidiary Company/Companies participate in the BR Initiatives of the parent Company?	No
3.	Do any other entity/entities (e.g., suppliers, distributors etc.) that the Company does business with, participate in the BR initiatives of the Company? If yes, then indicate the percentage of such entity/ entities?	No

SECTION D: BR INFORMATION

1.	Details of the Director/Directors responsible for BR:	
1.a) (i)	Details of the Director / Directors responsible for implementation of the BR policy / policies:	
	Name:	Dr. Raghavpat Singhania
	Director Identification Number (DIN):	02426556
	Designation:	Managing Director
1.a. (ii)	Name:	Mr. Shambhu Singh
	Designation:	Company Secretary and Vice President (Legal)
	Telephone Number:	+91-512-2371478-81
	E-mail ID:	shambhu.singh@jkcement.com
2	Principle-wise (as per National Voluntary Guidelines) BR Policy/policies (Reply in Y/N) The National Voluntary Guidelines on Social, Environmental and Economic Responsibilities of Business (NVGs) released by the Ministry of Corporate Affairs has adopted nine areas of Business Responsibility. These briefly are as under: Principle 1 (P1): Businesses should conduct and govern themselves with Ethics, Transparency and Accountability Principle 2 (P2): Businesses should provide goods and services that are safe and contribute to sustainability throughout their life cycle Principle 3 (P3): Businesses should promote the well-being of all employees Principle 4 (P4): Businesses should respect the interests of, and be responsive towards all stakeholders, especially those who are disadvantaged, vulnerable and marginalized Principle 5 (P5): Businesses should respect and promote human rights Principle 6 (P6): Businesses should respect, protect, and make efforts to restore the environment Principle 7 (P7): Businesses, when engaged in influencing public and regulatory policy, should do so in a responsible manner Principle 8 (P8): Businesses should support inclusive growth and equitable development Principle 9 (P9): Businesses should engage with and provide value to their customers and consumers in a responsible manner	

BRR Section									
QUESTIONS	P1	P2	P3	P4	P5	P6	P7	P8	P9

i. Do you have a policy/policy for.	Yes
ii. Has the policy being formulated in consultation with the relevant stakeholders?	Yes, Our Company is engaging with our internal and external stakeholders periodically to understand their concerns and needs. Subsequent to our discussions, we present any changes required in our Board meetings to update policies and business practices
iii. Does the policy conform to any national / international standards? If yes, specify? (50 words)	Yes, policies and practices meet application regulatory and best practices requirements as evaluated by the organization at the time of their formulation. The same are evaluated and updated from time to time as seen appropriate
iv. Has the policy been approved by the Board? If yes, has it been signed by MD/ owner/ CEO/ appropriate Board Director?	Yes
v. Does the Company have a specified committee of the Board/ Director/ Official to oversee the implementation of the policy?	Yes, The Company has numerous Board level and other committees in place for looking after different aspects of the day-to-day business activities, including supervision over proper policy application and adherence to various Company policies and practices. Please refer to Sustainability strategy section and our Report on Corporate Governance
vi. Indicate the link for the policy to be viewed online?	The policies can be viewed at: https://www.jkcement.com/Company_policy
vii. Has the policy been formally communicated to all relevant internal and external stakeholders?	Yes, Policies and practices have been communicated to all relevant stakeholders as per their applicability.
viii. Does the Company have in-house structure to implement the policy/ policies?	Yes
ix. Does the Company have a grievance redressal mechanism related to the policy/ policies to address stakeholders' grievances related to the policy/ policies?	Yes, the Company has a Whistle Blower Policy with grievance redressal mechanism for stakeholders to raise their grievances
x. Has the Company carried out independent audit/ evaluation of the working of this policy by an internal or external agency?	Yes, checks and balances are in place for ensuring strict compliance to various Company policies and practices

B. Except policies listed above, all other policies are meant for internal employees and are available on the Company's intranet. All policies are periodically communicated to the relevant internal and external stakeholders.

C. Any clarifications for grievances related to the policies are addressed by the respective leadership team member and if not addressed to satisfaction can be escalated to Company Secretary at shambhu.singh@jkcement.com

a. If answer to the question at serial number 1 against any principle, is 'No', please explain why: (Tick up to 2 options)

QUESTIONS	P1	P2	P3	P4	P5	P6	P7	P8	P9
i. The Company has not understood the Principles					NA				
ii. The Company is not at a stage where it finds itself in a position to formulate and implement the policies on specified principles					NA				
iii. The Company does not have financial or manpower resources available for the task					NA				
iv. It is planned to be done within next 6 months					NA				
v. It is planned to be done within the next 1 year					NA				
vi. Any other reason (please specify)					NA				

2 Governance related to BR	
i. Indicate the frequency with which the Board of Directors, Committee of the Board or CEO to assess the BR performance of the Company within 3 months, 3-6 months, Annually, More than 1 year	The Company evaluates sustainability performance annually
ii. Does the Company publish a BR or a Sustainability Report? What is the hyperlink for viewing this report? How frequently it is published?	The Company has been publishing Integrated Annual Report (IR) from FY 2021 which covers Sustainability performance Report in accordance with Global Reporting Initiative (GRI) standards. Prior to the IR, we were publishing Sustainability Reports, which are available on our website

SECTION E: PRINCIPLE-WISE PERFORMANCE

Principle 1

1. Does the policy relating to ethics, bribery and corruption cover only the Company? Yes/ No. Does it extend to the Group/Joint Ventures/ Suppliers/Contractors/NGOs / Others?	Yes. The Company is guided by its Code of Conduct (CoC) ensuring all business activities are conducted in an ethical manner this web address: https://www.jkcement.com/home
2. How many stakeholder complaints have been received in the past financial year and what percentage was satisfactorily resolved by the management? If so, provide details thereof, in about 50 words or so	JKCL received 6 shareholder complaints during the FY 2022, while no complaints were pending from previous financial year. All the 6 complaints have been successfully resolved during the year.

Principle 2

1. List up to 3 of your products or services whose design has incorporated social or environmental concerns, risks and/or opportunities.	a. Cement (Grey & White) b. Wallmaxx c. Primaxx d. Gypsomaxx e. Tilemaxx f. Repairmaxx g. Smoothmaxx h. Woodamore The Company is committed to adopt sustainable practices as a socially and environmental responsible Company. The Company follow precautionary approach to mitigate environmental impacts due to business activities
2. For each such product, provide the following details in respect of resource use (energy, water, raw material etc.) per unit of product (optional): i. Reduction during sourcing/production/ distribution achieved since the previous year throughout the value chain? ii. Reduction during usage by consumers (energy, water) has been achieved since the previous year?	Refer Natural Capital Cement as a product is used by diverse consumers for different purposes. Hence, it is not feasible to measure the usage (energy, water) by consumers

3.	Does the Company have procedures in place for sustainable sourcing (including transportation)? i. If yes, what percentage of your inputs was sourced sustainably? Also, provide details thereof, in about 50 words or so.	Company is guided by ESG policy. ESG policy covers Suppliers, Contractors, Consultants and Transporters requiring adopting sustainable business practices. Refer Social & Relationship Capital.
4.	Has the Company taken any steps to procure goods and services from local & small producers, including communities surrounding their place of work? i. If yes, what steps have been taken to improve their capacity and capability of local and small vendors?	Refer Social & Relationship Capital
5.	Does the Company have a mechanism to recycle products and waste? If yes what is the percentage of recycling of products and waste (separately as <5%, 5-10%, >10%). Also, provide details thereof, in about 50 words or so.	Refer Natural Capital
Principle 3		
1.	Please indicate the Total number of employees.	3,941
2.	Please indicate the Total number of employees hired on temporary/contractual/casual basis.	3,000+
3.	Please indicate the Number of permanent women employees	94
4.	Please indicate the Number of permanent employees with disabilities	02
5.	Do you have an employee association that is recognized by management?	Yes, we recognise employee associations at Nimbahera, Mangrol & Gotan
6.	What percentage of your permanent employees is members of this recognized employee association?	JK Cement recognises our workers' rights to be part of trade unions. We have trade unions at our manufacturing plants at Gotan, Nimbahera and Mangrol. 1. Currently 125 workers at Gotan White and Grey cement plants 2. 126 at Nimbahera plant and 3. 25 at Mangrol are part of trade units, making it a total of 7.9% of workforce.
7.	Please indicate the Number of complaints relating to child labour, forced labour, involuntary labour, sexual harassment in the last financial year and pending, as on the end of the financial year.	Nil
8.	What percentage of your under mentioned employees were given safety & skill up-gradation training in the last year?	Refer Human Capital
Principle 4		
1.	Has the Company mapped its internal and external stakeholders? Yes/No	Yes
2.	Out of the above, has the Company identified the disadvantaged, vulnerable & marginalized stakeholders	Yes
3.	Are there any special initiatives taken by the Company to engage with the disadvantaged, vulnerable and marginalized stakeholders? If so, provide details thereof, in about 50 words or so.	Refer Social and Relationship Capital
Principle 5		
1.	Does the policy of the Company on human rights cover only the Company or extend to the Group/ Joint Ventures/ Suppliers/ Contractors/ NGOs/ Others?	Yes - All human rights aspects are covered under Company's Code of Conduct.
2.	How many stakeholder complaints have been received in the past financial year and what percent was satisfactorily resolved by the management?	There were no complaints.

Principle 6		
1.	Does the policy relate to Principle 6 cover only the Company or extends to the Group/Joint Ventures/ Suppliers/Contractors/NGOs/others?	Yes
2.	Does the Company have strategies/ initiatives to address global environmental issues such as climate change, global warming, etc? Y/N. If yes, please give hyperlink for webpage etc.	Refer Sustainability Strategy
3.	Does the Company identify and assess potential environmental risks? Y/N	Yes
4.	Does the Company have any project related to Clean Development Mechanism? If so, provide details thereof, in about 50 words or so. Also, if Yes, whether any environmental compliance report is filed?	No, the Company does not have any project related to Clean Development Mechanism
5.	Has the Company undertaken any other initiatives on – clean technology, energy efficiency, renewable energy, etc. Y/N. If yes, please give hyperlink for web page etc.	Refer Natural Capital
6.	Are the Emissions/Waste generated by the Company within the permissible limits given by CPCB/SPCB for the financial year being reported?	Yes. the emissions/waste generated by the Company was all within the permissible limits given by CPCB/SPCB
7.	Number of show cause/ legal notices received from CPCB/ SPCB which are pending (i.e. not resolved to satisfaction) as on end of Financial Year.	No, the Company has not received any legal notice from CPCB / SPCB during the financial year.
Principle 7		
1.	Is your Company a member of any trade and chamber or association? If Yes, Name only those major ones that your business deals with:	Refer Sustainability Strategy Section's Our membership of associations
2.	Have you advocated/lobbied through above associations for the advancement or improvement of public good? Yes/ No; if yes specify the broad areas (drop box: Governance and Administration, Economic Reforms, Inclusive Development Policies, Energy security, Water, Food Security, Sustainable Business Principles, Others)	No, JKCL has not advocated or lobbied through any associations for the advancement or improvement of public good
Principle 8		
1.	Does the Company have specified programmes/initiatives/ projects in pursuit of the policy related to Principle 8? If yes details thereof.	Refer Social and Relationship Capital
2.	Are the programmes/projects undertaken through in-house team/own foundation/external NGO/government structures/ any other organization?	Refer Social and Relationship Capital
3.	Have you done any impact assessment of your initiative?	No
4.	What is your Company's direct contribution to community development projects- Amount in INR and the details of the projects undertaken?	Refer Section B of Business Responsibility Report
5.	Have you taken steps to ensure that this community development initiative is successfully adopted by the community? Please explain in 50 words, or so.	Refer Social and Relationship Capital
Principle 9		
1.	What percentage of customer complaints/consumer cases are pending as on the end of financial year?	A total of 1,883 complaints were received from customers in FY 2022, out of which 100% were resolved as of 31 March 2022
2.	Does the Company display product information on the product label, over and above what is mandated as per local laws? Yes/No/N.A. /Remarks (additional information)	Yes, the Company displays all information as mandated by the regulations to ensure full compliance with relevant laws.
3.	Is there any case filed by any stakeholder against the Company regarding unfair trade practices, irresponsible advertising and/or anti-competitive behaviour during the last five years and pending as on end of financial year? If so, provide details thereof, in about 50 words or so.	No
4.	Did your Company carry out any consumer survey/ consumer satisfaction trends?	No

Report on Corporate Governance

1. CORPORATE GOVERNANCE

1.1 Company's philosophy on Code of Corporate Governance

At J.K. Cement Ltd. ('JK Cement' or 'the Company'), we view corporate governance in its widest sense, almost like trusteeship, integrity, transparency; accountability and compliance with laws which are the columns of good governance are cemented in the Company's business practices to ensure ethical and responsible leadership both at the Board and at the Management Level. The Company's philosophy on Corporate Governance is to enhance the long-term economic value of the Company, sustainable return to its stakeholders i.e. the society at large by adopting best corporate practices in fair and transparent manner by aligning interest of the Company with that of its shareholders/other key stakeholders. Corporate Governance is not merely compliance and not simply creating checks and balances, it is an ongoing measure of superior delivery of Company's objects with a view to translate opportunities into reality. This, together with meaningful CSR activities and sustainable development policies followed by the Company, has enabled your Company to earn trust and goodwill of its investors, business partners, employees and the communities in which it operates. In so far as compliance with the requirements of the SEBI (Listing Obligations and Disclosure Requirements) Regulations, 2015 ('Listing Regulations') as amended is concerned, your Company is in full compliance with the norms and disclosures that have to be made.

1.2 Governance Structure

JK Cement's Governance structure broadly comprises the Board of Directors and the Committees of the Board at the apex level and the Management structure at the operational level. This layered structure brings about a harmonious blend in governance as the Board sets the overall corporate objectives and gives direction and freedom to the Management to achieve these corporate objectives within a given framework, thereby bringing about an enabling environment for value creation through sustainable profitable growth.

2. BOARD OF DIRECTORS

The JK Cement Board plays a pivotal role in ensuring that the Company runs on sound and that its resources are utilized for creating sustainable growth and societal wealth. The Board operates within the framework of a well-defined responsibility matrix which enables it to discharge its fiduciary duties of safeguarding the interest of the Company; ensuring fairness in the decision making process, integrity and transparency in the Company's dealing with its Members and other stakeholders.

Committee of Directors

With a view to have a more focused attention on various facets of business and for better accountability, the Board has constituted the various committees viz. Audit Committee, Stakeholders' Relationship Committee, Nomination and Remuneration Committee, Corporate Social Responsibility Committee, Risk Management Committee and Committee of Directors. Each of these Committees has been mandated to operate within a given framework.

Management Structure

Management Structure for running the business of the Company as a whole is in place with appropriate delegation of powers and responsibilities. The Managing Director is in overall control and responsible for the day-to- day working of the Company. He gives strategic directions, lays down policy guidelines and ensures implementation of the decisions of the Board of Directors and its various Committees.

Board of Directors

(i) Composition of the Board

At J.K. Cement, the Board is headed by its Chairperson. The Independent Directors on the Board are experienced, competent and highly reputed persons from their respective fields. The Independent Directors take active part at the Board and Committee Meetings, which adds vision, strategic direction and value in the decision making process of the Board of Directors.

The composition of the Board of Directors is given herein below:

- Two Promoter, Executive, Non- Independent Directors,
- One Non Promoter Executive Director
- Four Non- Executive, Non- Independent Directors,
- Seven Non- Executive, Independent Directors.

(ii) Attendance of each Director at the Board Meetings and last Annual General Meeting

The Board usually meets at least once a quarter to review the quarterly financial results and operations of your Company etc. In addition, the Board also meets as and when necessary to address specific issues relating to the business of your Company. During the financial year ended 31st March, 2022 six Board Meetings were held on the following dates:

(1) 28.05.2021 (2) 12.06.2021 (3) 14.08.2021 (4) 13.11.2021 (5)05.02.2022 (6) 05.03.2022 The attendance of each Director at Board Meetings and at the last Annual General Meeting (AGM) was as under:

Sl. No.	Name of Director	No. of Board Meetings Attended	Attendance at last AGM
1	Mrs. Sushila Devi Singhania	5	YES
2	*Dr. Nidhipati Singhania	5	YES
3	Dr. Raghavpat Singhania	6	YES
4	Mr. Madhavkrishna Singhania	6	YES
5	Mr. Ajay Kumar Saraogi	6	YES
6	*Mr. Ajay Narayan Jha	5	YES
7	Mr. Ashok Sinha	6	YES
8	Mrs. Deepa Gopalan Wadhwa	6	YES
9	Dr. K.B. Agarwal	6	YES
10	**Mr. Mudit Aggarwal	3	NA
11	Mr. Paul Heinz Hugentobler	6	YES
12	**Mr. Satish Kumar Kalra	3	NA
13	Mr. Saurabh Chandra	6	YES
14	Mr. Sudhir Jalan	6	YES

* Dr. Nidhipati Singhania and Mr. Ajay Narayan Jha were appointed as Director on 28.05.2021

** Mr. Mudit Aggarwal and Mr. Satish Kumar Kalra were appointed as Director on 14.08.2021

The number of Directorships on the Board and Board Committees of other companies, of which the Directors are members / Chairman is given as under:

Sl. No	Name of Director	Category	Relationship Inter se Director	@No. of other Directorship	**No. of Board committees (other than JK Cement Ltd.) In which		Name of Listed Company (ies) (other than JK Cement Ltd.)
					Chairman	Member	
1	Mrs. Sushila Devi Singhania	Non- Executive, Non- Independent	Sister of Mr. Sudhir Jalan	1	-	-	-
2	Dr. Nidhipati Singhania	Non- Executive, Non Independent	Father of Dr. Raghavpat Singhania and Mr. Madhavkrishna Singhania	1			-
3	Dr. Raghavpat Singhania Managing Director	Executive, Non – Independent	Brother of Mr. Madhavkrishna Singhania and son of Dr. Nidhipati Singhania	2	-	-	-
4	Mr. Madhavkrishna Singhania	Executive, Non – Independent	Brother of Dr. Raghavpat Singhania and son of Dr. Nidhipati Singhania	4			-
5	Mr. Ajay Kumar Saraogi	Executive, Non – Independent		5			-
6	Mr. Ajay Narayan Jha	Non- Executive, Independent		1		2	-
7	Mr. Ashok Sinha	Non- Executive, Independent		7	5	1	1. Cipla Limited 2. The Tata Power Company Limited 3. Navin Fluorine International Limited 4. Tata Communication Limited
8	Dr. K.B. Agarwal	Non- Executive, Independent		4	2	2	1. Key Corp Ltd. 2. Jaykay Enterprises Ltd.

Sl. No	Name of Director	Category	Relationship Inter se Director	@No. of other Directorship	**No. of Board committees (other than JK Cement Ltd.) In which		Name of Listed Company (ies) (other than JK Cement Ltd.)
					Chairman	Member	
9	Mrs. Deepa Gopalan Wadhwa	Non- Executive, Independent		7	-	4	1. JK Paper Limited 2. Bengal & Assam Company Limited 3. Mindtree Limited 4. Artemis Medicare Services Limited 5. NDR Auto Components Ltd. 6. Sapphire Foods India Ltd.
10	Mr. Mudit Aggarwal	Non- Executive, Independent		-	-	-	-
11	Mr. Paul Heinz Hugentobler	Non- Executive, Non-Independent		1	-	1	Dalmia Cement (Bharat) Limited.
12	Mr. Satish Kumar Kalra	Non- Executive, Independent		3	1	2	1. PNB GILTS LTD. 2. CAN FIN HOMES LTD 3. IBMBS LTD. 4. Lakshmi Vilas Bank Limited
13	Mr. Saurabh Chandra	Non- Executive, Independent		2			-
14	Mr. Sudhir Jalan	Non- Executive, Non-Independent	Brother of Mrs. Sushila Devi Singhania	6		1	-

@ Directorships on all public limited companies, whether listed or not, has been included and all other companies including private limited companies, foreign companies and companies under Section 8 of the Companies Act, 2013 has been excluded.

** Chairmanship/ Membership of the Audit Committee and the Stakeholders Relationship Committee has been considered.

Note: None of the Director is acting as Director in more than 10 Public Limited Companies or acts as an Independent Director in more than 7 Listed Companies. Further, none of the Director acts as a member of more than 10 committees or acts as a Chairman of more than 5 committees across all Public Limited Companies in which he is a Director.

(iii) Non-Executive Directors' Compensation and Disclosure

Apart from sitting fees paid to the Non-Executive Independent and Non-Independent Directors (except Managing Director and Dy. Managing Directors) for attending Board/Committee meetings, commission was paid during the year details of which are given separately in this report. Further, for the expert advisory/ consultancy services rendered by Mr. Paul Heinz Hugentobler Director Consultancy fee has been paid. No transaction has been made with Non-Executive Independent Directors vis-à- vis your Company.

(iv) Other provisions as to Board and Committees

Your Company's Board plays a pivotal role in ensuring good governance and functioning of your Company. The Directors are professionals, have expertise in their respective functional areas and bring a wide range of skills and experience to the Board and their foresight helps in decision making process.

The Board has unfettered and complete access to any information with your Company. Members of the Board have complete freedom to express their views on agenda items and discussions at Board level are taken after due deliberations and full transparency. The Board provides direction and exercises appropriate control to ensure that your Company is managed in a manner that fulfills stakeholder's aspirations and societal expectations.

The matters placed before the Board as required under Listing Regulations inter alia includes:

A. Annual operating plans and budgets and any updates.

B. Capital budgets and any updates.

C. Quarterly results for the listed entity and its operating divisions or business segments.

D. Minutes of meetings of Audit Committee and other Committees of the Board of Directors.

E. The information on recruitment and remuneration of Senior Officers just below the level of Board of Directors, including appointment or removal of Chief Financial Officer, Chief Operating Officers and the Company Secretary.

F. Show cause, demand, prosecution notices and penalty notices, which are materially important.

G. Fatal or serious accidents, dangerous occurrences, any material effluent or pollution problems.

H. Any material default in financial obligations to and by the listed entity, or substantial non- payment for goods sold by the listed entity.

I. Any issue, which involves possible public or product liability claims of substantial nature, including any judgment or order which, may have passed strictures on the conduct of the listed entity or taken an adverse view regarding another enterprise that may have negative implications on the listed entity.

J. Details of any joint venture or collaboration agreement.

K. Transaction that involves substantial payment towards goodwill, brand equity, or intellectual property.

L. Significant labour problems and their proposed solutions. Any significant development in Human Resources/ Industrial Relations front like signing of wage agreement, implementation of Voluntary Retirement Scheme etc.

M. Sale of investments, subsidiaries, assets which are material in nature and not in normal course of business.

N. Quarterly details of foreign exchange exposures and the steps taken by management to limit the risks of adverse exchange rate movement, if material.

O. Non- compliance of any regulatory statutory or listing requirements and shareholders service such as non-payment of dividend, delay in share transfer etc.

Board Training and Induction

At the time of appointing a Director, a formal letter of appointment is given, which inter alia explains the role, function, duties and responsibilities expected as a Director of the Company. The Director is also explained in detail the compliances required from him/ her under the Companies Act, Regulation 25(7) of the Listing Regulations and other relevant regulations and necessary affirmation taken with respect to the same.

Meeting of Independent Directors

The Company's Independent Directors meet at least once in every financial year without the presence of Non-Independent Directors and management personnel inter alia to:

- Review the performance of Non-Independent (Executive and Non Executive) Directors and the Board as a whole,
- Review the performance of the Managing Director of the Company, taking into account the views of Non-Executive Directors,
- Assess the quality, quantity and timeliness of flow of information between the Company's management and the Board that is necessary for the Board to effectively and reasonably perform their duties.

During the year under review, the Independent Directors met on 4.2.2022 without the presence of Non Independent Directors and management personnel to discuss the aforesaid issues.

Performance Evaluation of Independent Directors

The Board evaluates the performance of Independent Directors and recommends commission payable to them based on their commitment towards attending the meetings of the Board/Committees, contribution and attention to the affairs of the Company and their overall performance apart from sitting fees paid for each Board and Committee Meetings attended by them.

Familiarization Program for Director

On appointment, the concerned Director is issued a Letter of Appointment setting out in detail, the terms of appointment, duties, responsibilities and expected time commitments. Each newly appointed Independent Director is taken through an induction and familiarization program including the presentation and interactive session with the Managing Director and other Functional Heads on the Company's manufacturing, marketing, finance and other important aspects. The Company Secretary briefs the Director about their legal and regulatory responsibilities as a Director. The program also includes visit to the plants to familiarize them with all facets of cement manufacturing. On the matters of specialized nature, the Company engages outside experts/consultants for presentation and discussion with the Board members.

Meeting, Agenda and Proceeding of Board Meeting

- **Agenda:** All the meetings are conducted as per well designed and structured agenda and in line with the compliance requirement under the Companies Act, 2013, Rules framed thereunder and applicable Secretarial Standards prescribed by ICSI. All the agenda items are backed by necessary supporting information and documents (except for the critical price sensitive information, which is circulated separately or placed at the meeting) to enable the Board to take informed decisions. Agenda also includes minutes of the earlier meetings. Additional agenda items in the form of "Other Business" are included with the permission of the Chairperson. Agenda papers are circulated seven days prior to the Meeting. In addition, for any business exigencies, the resolutions are passed by circulation and later placed at the subsequent Board/Committee Meeting for ratification/ approval.

- **Invitees & Proceedings:** Apart from the Board members, the Company Secretary, the CFO are attending all Board Meeting. Chief Operating Officer, Dy CFO, Business Head are invited to attend the Board Meetings when required. Other senior management executives are invited as and when necessary, to provide additional inputs for the items being discussed by the Board. The Deputy Managing Director and CFO briefs on the quarterly

and annual operating & financial performance and Deputy Managing Director & CEO on annual operating & capex budget. The Managing Director, the Deputy Managing Director & CEO briefs on capex proposals & progress, operational health & safety, marketing & cement industry scenario and other business issues. The Chairman of various Board Committees brief the Board on all the important matters discussed and decided at their respective committee meetings, which are generally held prior to the Board Meeting.

- **Post Meeting Action:** Post meetings, all important decisions taken at the meeting are communicated to the concerned officials and departments. Action Taken Report is prepared and reviewed periodically by the Managing Director, Deputy Managing Director & CEO, Deputy Managing Director & CFO and Company Secretary for the action taken/ pending to be taken.

- **Support and Role of Company Secretary:** The Company Secretary is responsible for convening the Board and Committee Meetings, preparation and distribution of Agenda and other documents and recording of the Minutes of the meetings. He acts as interface between the Board and Management and provides required assistance and assurance to the Board and the Management on compliance and governance aspects. Mr. Shambhu Singh, Company Secretary is the Compliance Officer for complying with the provisions of the Securities Laws.

Directors' Profile

The brief profile of each Director as at the year end is given below:

Dr. Raghavpat Singhania, aged about 37 years, Managing Director (Graduate, Sheffield Hallam University, United Kingdom)

Dr. Raghavpat Singhania is a seasoned business leader with rich experience in the grey and white cement industry. He is also an avid researcher in the area of new building products and materials. He joined JK Cement Ltd. in the year 2007 as Special Executive and received training under industry stalwart Late Yadupati Singhania. Over the years he has learnt the ropes of the trade and spearheaded the business transformation journey of the Company. He has also been instrumental in charting out the Company's strategic roadmap, helping the Organisation to be future-ready. He is responsible for taking the vision and commitment of the Company forward by ensuring that its values and code of ethics are upheld at all times. Being conscious about the responsibilities owed to society, he believes that quality education & vocational training for the youth are an integral part of nation building. Some of the institutions that are giving shape to this vision include Yadupati Singhania Vocational Education Foundation, Sir Padampat Singhnania University, LK Singhania Education Centre, LK Singhania Public School and LA Education Centre. Dr. Singhania attended the Executive Leadership Programme at INSEAD, Fontainebleau, and is a graduate from Sheffield Hallam University, United Kingdom. He served as a member of the CII Delhi State Council, President of Rotary and acting as Trustee of many charitable trusts. He is also the Managing Director of JK Cement Works, (Fujairah) FZC, a subsidiary of JK Cement Ltd. in the UAE and also JK Paints and Coatings Ltd., wholly owned subsidiary in India.

Mr. Madhavkrishna Singhania aged about 33 years, Dy. Managing Director & CEO, (Bachelor's degree in Electrical and Computer Engineering from Carnegie Mellon University, USA & Diploma in Family Business Management from IMD Lausanne, Switzerland).

Mr. Madhavkrishna Singhania has over a decade of experience in the cement industry and is currently the Dy. MD & CEO of JK Cement. Having a keen interest in technology and automation, he has led new capacity expansion projects that have increased the grey cement manufacturing capacity from 7.5 MnTPA in 2010 to 14.7 MnTPA. His ambitious expansion plans have seen the Company's footprint expand across the Country. With Mr. Singhania leading the Company's Sustainability initiatives, JK Cement has won several awards and accolades in the areas of energy efficiency, safety and green manufacturing. He has also been instrumental in setting up of the Company's maiden overseas plant in Fujairah, UAE, making JK Cement one of the largest producer of white cement globally and is the Dy. MD of JK Cement Works (Fujairah) FZC.

He is on the Board of Management for Sir Padampat Singhania University in Rajasthan. He is currently the Chairman, Confederation of Indian Industry (CII) Delhi State and Chairman, Cement Division at CII Green Building Centre. He is also leading the Innovation Taskforce in the Development Council of Cement Industry setup by DPIIT.

He has held the position of the Chair of Young Indians (Yi), Delhi, the Youth Wing of the CII and has served as the Sherpa for Yi at the G20 Young Entrepreneurs Alliance. He has served on the Board of Governors for National Council for Cement and Building Materials (NCCBM) and as the President of the Rotary Club of Kanpur Gaurav. He has also represented India in the Australia India Youth Dialogue between the two countries in 2018 and has served on its steering committee.

Mr. Ajay Kumar Saraogi aged about 66 years, Deputy Managing Director & CFO (Bachelor of Arts (Honours) & Bachelor of Law)

Mr. A.K. Saraogi has over 40 years of experience in the field of Finance and Commercial matters. He is overseeing for four decades Finance and Commercial matters of the Company and has been part of the core Management Team and has played a pivotal role in Company's growth. He holds a Bachelor of Arts (Honours) degree in Economics from Sriram College of Commerce, Delhi University and a Bachelor of Law degree from Kanpur University. He is Council member of Merchant Chamber of UP, Member of Board of Management of Sir Padampat Singhania University, Dr. Gaur Hari Singhania Institute of Management and Research, Managing Committee of LK Singhania Education Centre (Gotan, Rajasthan), Kailashpat Education Society (Nimbahera, Rajasthan), Dayanand Shiksha Sansthan, Dr. Virendra Swarup Education Centre, Member of Uttar Pradesh Cricket Association, President, Kanpur Productivity Council, Director of Yadu International Ltd. and Jaykaycem (Central) Ltd., Trustee of Shri Dwarikadheesh Temple Trust, Kamla Town Trust, JK Cement NBH Foundation, JK Cement Gotan Foundation and Kailashpat Singhania Sports Foundation.

Mrs. Sushila Devi Singhania aged about 85 years Non-Executive, Non- Independent Director (Graduate of Arts)

Sushila Devi Singhania is a Non-executive, Non-independent Director of our Company. She has been functioning as a Director of our Company since 26th July, 2014. She is also Director of Yadu International Limited. She is a member of managing committee of Seth Anandram Jaipuria School, Kanpur, President of Juari Devi Girls Inter College, Kanpur and President of Juari Devi Girls Post Graduate College, Kanpur. She has been actively associated with programs for welfare and upliftment of economically weaker sections, children and women and also with religious activities.

Mr. Sudhir Jalan aged about 77 years Non-Executive, Non Independent Director (Commerce Graduate and Master Degree in Business Administration)

Mr. Sudhir Jalan, is a Non-Executive, Non-Independent Director of our Company. He holds Bachelor's Degree in Commerce and a Master's Degree in Business Administration. He is a premier businessman with business interest in diversified fields. He has been acting as Chairman and Managing Director of Meenakshi Tea Co. Ltd. and Director in various Public Limited and Private Limited Companies including Chairman in three companies. Mr. Jalan has had the honour of presiding over the apex body of the Chambers of Commerce in India, the Federation of Indian Chambers of Commerce and Industry (FICCI), and was President of the All India Management Association (AIMA). Mr. Jalan was also President of the International Chamber of Commerce (ICC India). He served on the Board of the Indian Institute of Management, Kolkata. He is Honorary Counsel General of Greece in Kolkata. He is also associated with a number of Charitable Institutions.

Mr. Ajay Narayan Jha, Non-Executive, Independent Director, aged 63 years, has superannuated from Indian Administrative Service in February 2019 (Manipur Cadre 1982 Batch).

He is MA in History with First Class from St. Stephen's College, Delhi University, MA in Economic Policy Management from McGill University, Montreal, Quebec, Canada and M.Phil in Public Administration from Indian Institute of Public Administration, New Delhi.

He held various important positions with Government of India viz. Member, Fifteenth Finance Commission, Finance Secretary, Ministry of Finance, Government of India, Secretary, Ministry of Finance, Department of Expenditure, Secretary, Ministry of Environment, Forest & Climate Change to name a few. Earlier he held important position with Govt. of Manipur also. Besides he undertook international assignments and has published papers on elections and environment.

Mr. Mudit Aggarwal, Non-Executive, Independent Director aged about 36 years, possesses degree in Bachelor of Science (Double Major in electrical and computer engineering and business administration)

Mudit Aggarwal, from Carnegie Melon University - USA and also holds Diploma from Indian Institute of Management - Ahmedabad (IIM-A) on revenue management and dynamic pricing in 2015.He is a dynamic corporate leader with deep experience across the manufacturing, retail and hospitality sector.Mudit's career reflects a demonstrated track record in leading successful transformation initiatives and creating enabling environments within large companies that allow the creation of new ideas and business lines. He started his career from Deloitte as a Technical Advisor in the USA and thereafter moved to India for taking reigns of overall operations of Mansingh Hotels and Resorts Ltd, a leading hospitality player with presence in the retail mall space.

He was instrumental to adapt to changing market conditions and disruptive market forces by Mansingh Group of Hotels. In 2013, he independently founded MMX Foods and under his able leadership MMX became one of India's best recognized large scale bakery, supplying large domestic and international players such as Amul, Reliance, Future Consumer, Big Basket, Metro Cash & Carry and Vistara. Today, MMX is the Indian market leader for third party manufacturing in modern trade with turnover of ₹15 Crores in 2020-21 under his leadership.

He is acting as Trustee of the Seth Jai Parkash Mukand Lal, which governs premier 30 educational institutions in Haryana and UP with student capacity of approx.. 22,500. The object and mission of Mukund Trust is that education should be made affordable to all sections of the society, providing ample opportunities and resources for all to achieve their personal and academic potentials.The Trust is inculcating free education and assistance to a minimum of 1000 students per year, provide interest free study loans, scholarships and to provide healthcare to the villages around Yamuna Nagar. He is an active member of the Rotary Club of Delhi and Young Indians (CII) of the corporate debt restructuring mechanism in India

Dr. K. B. Agarwal aged about 83 years Non-Executive, Independent Director (Graduate of Law, PhD, ICWA and CS)

Krishna Behari Agarwal is a Non-Executive, Independent Director of our Company. He holds Post Graduate

Degree in Commerce, Degree in Law and Ph.D. in Commerce. He is a Fellow of the Institute of Cost and Works Accountants of India and Institute of Company Secretaries of India. He is experienced in the fields of finance, accounts and capital markets. He has served Merchants' Chamber of Uttar Pradesh and Uttar Pradesh Stock Exchange Association Limited as its President. He has been a member of the Federation of Indian Chambers of Commerce and Industry and the Associated Chambers of Commerce & Industry of India.

Mr. Paul Heinz Hugentobler aged about 73 years Non-Executive, Non-Independent Director (Civil Engineer & Degree in Economic Science)

Paul Heinz Hugentobler is a Non-Executive, Non-Independent Director of our Company. He graduated in civil engineering from Swiss Federal Institute of Technology, Zurich and also has a degree in economic science from the Graduate School of Economics and Business of St. Gallen. He has served as the area manager for the Holcim Asia Pacific Region and was a member of the Holcim Executive Committee responsible for South Asia and ASEAN. He is also the chairman of Siam City Cement Group having its operations in Thailand, Vietnam, Indonesia, Bangladesh and Sri Lanka.

Dr. Nidhipati Singhania, Vice Chairman, Non Independent, Non Executive Director aged 63 years, Doctorate Degree by Chandra Shekhar Azad University of Agriculture and Technology, Kanpur.

He is Grandson of Late Sir Padampat and Lady Anusuiya Singhania; Son of Late Shri Gopalkrishna Singhania and Late Smt Sulochana Devi Singhania. He has received immense experience over the last thirty-eight years across myriad family businesses. He is known for his people management and problem solving skills besides being efficient, meticulous and determined.

With a Master of Commerce from Kanpur University (1982), Mr. Singhania is currently serving as Chancellor of Sir Padampat Singhania University, Udaipur, Rajasthan - one of the leading private, residential universities of Rajasthan offering Bachelors, Masters and Doctoral programs. He is conferred with Doctorate Degree by Chandra Shekhar Azad University of Agriculture and Technology, Kanpur. He is also President at Uttar Pradesh Cricket Association and Vice President at J.K. Organisation. As Director of Arr Emm Holdings Private Limited, he is reviving Indian handlooms & promoting Indian crafts & textiles, working with Kotah, Benaras & Chanderi weavers & master-weavers across the country, and exporting Indian textiles across the globe.

Previously he has held various positions including Director, J.K. Cotton Limited, Special Executive, Juggilal Kamlapat Cotton Spinning & Weaving Mills Company Ltd., Director, Plastic Products Limited, Special Executive, J.K. Synthetics Limited (Divisions: Fibretech Engineers, J.K. Tyre Cord and J.K. Acrylics.)

He is a Lifetime Member at the Foundation for Organizational Research & Education (FORE), and Trustee of Shri Dwarakadheesh Temple Trust, Shri Radhakrishna Temple Trust, J.K. Charitable Trust, Shri Kamleshwarji Mahadeo Temple Trust and Kamla Town Trust. Moreover, he is a Lifetime member and President of Uttar Pradesh Cricket Association.

Mr. Satish Kumar Kalra aged about 64 years Non-Executive, Independent Director, post graduate in Science (M Sc), CAIIB and post graduate in Finance (PGDM).

Mr. Satish Kumar Kalra is post graduate in science (M Sc), CAIIB and post graduate in finance (PGDM). He possesses rich experience in banking and NBFC for more than 40 years. He has attended prestigious trainings imparted by Barclays Bank Plc London, University of Maryland, Robert H Smith School of Business, CAFRAL program at USA, SIBOS at Dubai, IIMs at Kolkata and Kozikode. Mr. Kalra has provided strategic guidance to the Bank in areas of NPA, credit, international banking, treasury management, HR etc. He has wide experience in treasury management, corporate planning, inspection and audit, merchant banking, Board Secretariat, credit monitoring, legal, industrial and infra finance. Mr Kalra was General Manager Treasury at Allahabad Bank and headed various zones also. He has served Andhra Bank as Managing Director & CEO (additional charge) for 6 months and worked as WTD as Executive Director from October 2012 to August 2017. He was on Board of India First Life Insurance. He acted as Independent Director on the Board of Lakshmi Vilas Bank till November, 2020. Presently he is acting as an Independent Directors on the Boards of PNB Gilts. &. Can Fin Homes. Also he is member of Advisory Board for banking and financial fraud of CVC.

Mrs. Deepa Gopalan Wadhwa aged about 66 years Non-Executive, Independent Director

Mrs. Deepa Gopalan Wadhwa, has 36 years of Indian Foreign Service (IFS) career behind her. She joined IFS in 1979 and retired in December, 2015. She has served in the Ministry of External Affairs, New Delhi, Indian Council for Cultural Relations and International Labour Organization. She has served as Ambassador of India to Japan (from 2012-2015), Qatar (from 2009-2012) and Sweden (from 2005-2009). She was concurrently accredited as Ambassador to Latvia (from Stockholm) and Republic of the Marshall Islands (from Tokyo). During her career she has also held other significant assignments in Geneva, Hong Kong, China and the Netherlands in between 1981 to 1987 and 1989 to 1998 and in the Ministry of External Affairs from 1987-1989 and 1999-2005. Important issues and subjects handled by her are India's relations and strategic policies concerning Pakistan, China, the GCC, Japan, EU and the UN. In the context of the UN she has dealt specifically with issues of global significance such as Climate Change, Sustainable Development, Disarmament and Human Rights. In the context of India's economic priorities she has vast experience in the promotion of Indian interests in the areas of trade, technology, investment and energy security during her postings in Europe, the GCC and Japan. Mrs Wadhwa is currently co- chair of the India-Japan Partnership Forum located in FICCI, Member Governing Council of the Institute of China Studies and serves as Independent Director on the Boards of a few companies.

Mr. Saurabh Chandra aged about 67 Non-Executive, Independent Director (B.Tech from IIT, Kanpur)

Mr. Saurabh Chandra is a Non-Executive, Independent Director of our Company. He holds a Bachelor's Degree from the IIT, Kanpur (First with Distinction) and has been conferred the Distinguished Alumnus award by his alma mater. He retired as Secretary, Ministry of Petroleum and Natural Gas, Govt. of India and prior thereto he served as Secretary in the DIPP, Ministry of Commerce and Industry. Currently he is serving as Public Interest Director and Chairman of the Governing Board of Multi Commodity Exchange of India Limited (upto 2nd July,2022) and is an Independent Director on the Boards of SBI Pension Funds Pvt. Ltd., Usha Breco Limited and Vacmet India Limited. He possesses experience in formulation and implementation of policies in multiple areas and sectors, such as oil and gas, industry & manufacturing, foreign direct investment, intellectual property, and disinvestment including strategic sales. During his tenure as Secretary, DIPP major reforms were initiated in the FDI policy and intellectual policy regime, while implementation of the National Manufacturing Policy started in the right earnest. Deregulation of diesel prices, launching of PAHAL Scheme, Give Up campaign,reforms in ethanol pricing policy work on formulating the Hydrocarbon Exploration Licensing Policy and Discovered Small Fields Policy, extending the National Gas Grid and expanding the City Gas Distribution network were carried out during his tenure as Secretary, Petroleum.

Mr. Ashok Sinha aged about 70 years Non-Executive, Independent Director (B.Tech from IIT, Kanpur and PGDBM from the Indian Institute of Management (IIM), Bangalore, with specialisation in Finance)

Mr. Ashok Sinha is Non-Executive, Independent Director in our Company. He holds a Bachelor's Degree in Electrical Engineering from the Indian Institute of Technology (IIT), Kanpur (1973) and PGDBM from the Indian Institute of Management (IIM), Bangalore, with specialisation in Finance (1977). He has been conferred the Distinguished Alumnus Award from both IIT, Kanpur and IIM, Bangalore.

He has a wealth of experience, competencies and expertise from his leadership journey as the Chairman and Managing Director of Bharat Petroleum Corporation Ltd. (BPCL), which is present across the entire value chain with activities covering exploration and production, refining and marketing oil and gas products. He spent 33 years in BPCL, where he served on the Board of BPCL for 15 years - first as Director (Finance) for 10 years from 1996 and then as its Chairman and Managing Director for 5 years from August 2005.

He has been conferred with the India Chief Financial Officer Award 2001 for Information and Knowledge Management by the Economic Intelligence Unit (EIU) India and American Express. He received an award from TMG (Technology Media Group) for Customer Management. He is also the recipient of the CIO-100 Award (USA)-1999 for the top 100 firms worldwide for their innovative practices that leverage people and technology.

He has attended Management Programs at Harvard Institute of International Development, Boston and at the University of Leeds, UK.

Currently, he serves as an Independent Director on the Boards of Cipla Ltd., Tata Power Co Ltd, Tata Communications Ltd, Navin Fluorine International Ltd, Maithon Power Ltd and Cipla (EU) Ltd, UK.

- **It is confirmed that in the opinion of the Board, all the Independent Directors are in compliance with the provisions of the SEBI (Listing Obligations and Disclosure Requirements) Regulations, 2015 as amended from time to time and are Independent of the management.**
- **During the F.Y. 2021- 22, Mr. Achintya Karati, Mr. Suparas Bhandari and Mr. Jayant Narayan Godbole Non-executive Independent Directors are ceased to be Director w.e.f 14.08.2021.**
- **Skills/expertise/competence identified by the Board of Directors**

S. No	Name of Directors	Age	Category	Qualification	Experience/ Expertise
1	Mrs. Sushila Devi Singhania	86	Non-Executive Non-Independent Director	Graduate of Arts	Business and Philanthropy
2	Dr. Nidhipati Singhania	63	Non-Executive Non-Independent Director	Doctorate Degree	Management and problem solving skills
3	Dr. Raghavpat Singhania	37	Executive Non Independent Director	Graduate from Sheffield Hallam University	Rich experience in the grey and white cement industry.
4	Mr. Madhavkrishna Singhania	33	Executive Non Independent Director	Bachelor's degree in Electrical & Computer Engineering from Carnegie Mellon University, USA, Diploma in Family Business Management from IMD Lausanne, Switzerland	Rich experience in the cement industry encompassing various aspects of business including business strategy, manufacturing and technology enablement.
5	Mr. A.K. Saraogi	66	Executive Non Independent Director	Bachelor of Arts (Honours) Delhi University, Bachelor of Laws degree from Kanpur University	40 years of experience in the field of Finance and Commercial matters.
6	Mr. Ajay Narayan Jha	63	Non-Executive Independent Director	Master of Arts, Superannuated from IAS	Indian Administrative Service .
7	Mr. Ashok Sinha	70	Non-Executive Independent Director	B.Tech. degree in Electrical Engineering,(IIT) Kanpur and PGDBM (IIM), Bangalore, with specialisation in Finance	Expertise from his leadership journey as the Chairman and M.D. of Bharat Petroleum Corporation Ltd. (BPCL)
8	Mrs. Deepa Gopalan Wadhwa	66	Non-Executive Independent Director	Superannuated from IFS	Vast Experience in Indian Foreign Service (IFS)
9	Dr. K.B. Agarwal	83	Non-Executive Independent Director	Graduate of LAW, PhD, ICWA and CS	Vast experience in the field of finance, accounts and Capital Markets.
10	Mr. Mudit Aggarwal	36	Non-Executive Independent Director	Degree in Bachelor of Science (Double Major in electrical and computer engineering and business administration) from Carnegie Melon University - USA and also holds Diploma from Indian Institute of Management - Ahmedabad (IIM-A) on revenue management and dynamic pricing	Vast experience in manufacturing, retail and hospitality sector
11	Mr. Paul Heinz Hugentobler	73	Non-Executive Non-Independent Director	Graduated in Civil Engineering from Swiss Federal Institute of Technology, Degree in Economic Science from the Graduate School of Economics and Business of St. Gallen.	Experience of Cement Industry.
12	Mr. Satish Kumar Kalra	64	Non-Executive Independent Director	Post graduate in science (M.Sc), CAIIB and post graduate in finance (PGDM)	Rich experience in banking and NBFC for more than 40 years
13	Mr. Saurabh Chandra	67	Non-Executive Independent Director	B.Tech from the IIT,Kharagpur, retired as Secretary, Ministry of Petroleum and Natural Gas, Govt. of India. Superannuated from IAS.	Experience in formulation and implementation of policies in multiple areas and sectors, such as oil and gas, industry & manufacturing, FDI, intellectual property, and disinvestment including strategic sales
14	Mr. Sudhir Jalan	77	Non-Executive Non-Independent Director	Commerce Graduate and Master in Business Administration	Business

3. AUDIT COMMITTEE

(i) Board Terms of Reference

The Audit Committee reviews the matters falling in its terms of reference and addresses larger issues and examines those facts that could be of vital concerns to the Company. The terms of reference of the Audit Committee constituted by the Board in terms of Section 177 of the Companies Act, 2013 and the Corporate Governance Code as prescribed under Listing Regulations, which broadly includes matters pertaining to adequacy of internal control systems, review of financial reporting process, discussion of financial results, interaction with auditors, appointment and remuneration of auditors, adequacy of disclosures and other relevant matters. The role of the audit committee shall include the following:

1. oversight of the listed entity's financial reporting process and the disclosure of its financial information to ensure that the financial statement is correct, sufficient and credible;
2. recommendation for appointment, remuneration and terms of appointment of auditors of the listed entity;
3. approval of payment to statutory auditors for any other services rendered by the statutory auditors;
4. reviewing with the management, the annual financial statements and auditor's report thereon before submission to the Board for Approval, with particular reference to:
   a. matters required to be included in the director's responsibility statement to be included in the Board's Report in terms of sub-section (5) of Section 134 of the Companies Act, 2013;
   b. changes if any, in accounting policies and practices and reasons for the same;
   c. major accounting entries involving estimates based on the exercise of judgment by management;
   d. significant adjustments made in the financial statements arising out of audit findings;
   e. compliance with listing and other legal requirements relating to financial statements;
   f. disclosure of any related party transactions;
   g. modified opinion (s) in the draft audit report;
5. reviewing with the management, the quarterly financial statements before submission to the board for approval;
6. reviewing with the management, the statement of uses / application of funds raised through an issue (public issue, rights issue, preferential issue, NCD etc.), the statement of funds utilized for purposes other than those stated in the offer document / prospectus / notice / Information Memorandum and the report submitted by the monitoring agency monitoring the utilization of proceeds of a public or rights issue and making appropriate recommendations to the board to take up steps in this matter;
7. reviewing and monitoring the auditor's independence and performance and effectiveness of audit process;
8. approval or any subsequent modification of transactions of the listed entity with related parties;
9. scrutiny of inter- corporate loans and investments;
10. valuation of undertakings or assets of the listed entity, wherever it is necessary;
11. evaluation of internal financial control and risk management systems;
12. reviewing with the management, performance of statutory and internal auditors, adequacy of the internal control systems;
13. reviewing the adequacy of internal audit function, if any, including the structure of the internal audit department, staffing and seniority of the official heading the department, reporting structure coverage and frequency of internal audit;
14. discussion with internal auditors of any significant findings and follow up there on;
15. reviewing the findings of any internal investigations by the internal auditors into matters where there is suspected fraud or irregularity or a failure of internal control systems of a material nature and reporting the matter to the board;
16. discussion with statutory auditors before the audit commences, about the nature and scope of audit as well as post-audit discussion to ascertain any area of concern;
17. to look into the reasons for substantial defaults in the payment to the depositors, debenture holders, shareholders (in case of non-payment of declared dividends) and creditors;
18. to review the functioning of the whistle blower mechanism;
19. approval of appointment of chief financial officer after assessing the qualifications,

experience and background etc. of the candidate;

20. Carrying out any other function as is mentioned in the terms of reference of the audit committee.

(ii) The audit committee shall mandatorily review the following information

1. management discussion and analysis of financial condition and results of operations;
2. statement of significant related party transactions (as defined by the audit committee), submitted by management;
3. management letters/ letters of internal control weaknesses issued by the statutory auditors;
4. internal audit reports relating to internal control weaknesses;
5. the appointment, removal and terms of remuneration of the internal auditor shall be subject to review by the audit committee.
6. statement of deviations:
   a. quarterly statement of deviation(s) including report of monitoring agency, if applicable, submitted to stock exchange(s) in terms of Regulation 32(1).
   b. annual statement of funds utilized for purposes other than those stated in the offer document/ prospectus/ notice in terms of Regulation 32(7).

(iii) Composition of the Committee

Following Directors were the members of the Audit Committee:

i. Dr. K.B. Agarwal (Chairman) Independent, Non-Executive Director

ii. Mr. A. Karati, Independent, Non- Executive Director (till 12.06.2021)

iii. Mr. J.N. Godbole, Independent Non- Executive Director (till 12.06.2021)

iv. Mr. Ashok Sinha, Independent, Non-Executive Director

v. Mr. Saurabh Chandra. Independent, Non-Executive Director

vi. Dr. Nidhipati Singhania Non Independent, Non-Executive Director (w.e.f. 13.11.2021)

vii. Mr. Ajay Narayan Jha, Independent, Non- Executive Director (w.e.f. 13.11.2021)

All these Directors possess knowledge of Corporate Finance/ Accounts/ Company Law/ Industry. Mr. Paul Heinz Hugentobler, Director and Mr. A. K. Saraogi, Dy. Managing Director & Chief Finance Officer regularly attends the meetings and Mr. Shambhu Singh, Company Secretary acts as Secretary of the Committee. The Statutory Auditors and Internal Auditors of the Company attend the meetings as Special Invitees. All the Members on the Audit Committee have the requisite qualification for appointment on the Committee and possess sound knowledge of finance, accounting practices and internal controls.

(iv) Meetings and Attendance

During the financial year ended 31st March, 2022 four meetings were held on (1) 12th June 2021 (2) 14th August 2021 (3) 13th November 2021 and (4) 5th February 2022

The attendance at the Committee Meetings was as under:

S. No	Name of Director	No. of Meetings Attended
1	Dr. K.B. Agarwal	4
2	Mr. Ajay Narayan Jha (w.e.f. 13.11.2021)	2
3	Mr. Ashok Sinha	4
4	Dr. Nidhipati Singhania (w.e.f. 13.11.2021)	2
5	Mr. Saurabh Chandra	4
6	Mr. Achintya Karati (till 12.06.2021)	1
7	Mr. J.N. Godbole (till 12.06.2021)	1

4. NOMINATION AND REMUNARATION COMMITTEE

Nomination and Remuneration Committee of the Company has been functioning in pursuance of the provisions of Regulation 19 of the Listing Regulations read with Section 178 of the Companies Act, 2013.

(i) Role of the Committee shall, inter-alia, include the following:

1. formulation of the criteria for determining qualifications, positive attributes and independence of a director and recommend to the board of directors a policy relating to the remuneration of the directors, key managerial personnel and other employees;

   1A.For every appointment of an independent director, the Nomination and Remuneration Committee shall evaluate the balance of skills, knowledge and experience on the Board and on the basis of such evaluation, prepare a description of the role and capabilities required of an independent director. The person recommended to the Board for appointment as an independent director shall have the capabilities identified in such description. For the purpose of identifying suitable candidates, the Committee may:
   a. use the services of an external agencies, if required;
   b. consider candidates from a wide range of backgrounds, having due regard to diversity;

   and

   c. consider the time commitments of the candidates.
2. formulation of criteria for evaluation of performance of independent directors and the board of directors;
3. devising a policy on diversity of board of directors;
4. identifying persons who are qualified to become directors and who may be appointed in senior management in accordance with the criteria laid down and recommend to the board of directors their appointment and removal;
5. whether to extend or continue the term of appointment of the independent director, on the basis of the report of performance evaluation of independent directors;
6. Recommend to the Board of Directors the remuneration., in whatever form payable to all senior management.

(ii) Composition of the Committee

Remuneration Committee of the Company as on 31st March, 2022 comprised of:

i. Mr. A. Karati (till 13.08.2021) : Independent, Non-Executive Director

ii. Mr. J.N. Godbole (till 13.08.2021): Independent, Non-Executive Director

iii. Mr. Suparas Bhandari(till 13.08.2021): Independent, Non- Executive Director

iv. Mr. Sudhir Jalan: Non- Independent, Non-Executive Director

v. Mr. Ajay Narayan Jha(w.e.f. 14.08.2 021): Independent, Non- Executive Director being Chairman

vi. Mr. Ashok Sinha (w.e.f. 14.08.2021): Independent, Non- Executive Director

vii. Mr. Saurabh Chandra (w.e.f. 14.08.2021): Independent, Non- Executive Director

viii. Mr. Satish Kumar Kalra (w.e.f. 14.08.2021): Independent, Non- Executive Director

ix. Mr. Shambhu Singh, Company Secretary acts as Secretary of the Committee

(iii) Meetings and Attendance

During the financial year ended 31st March, 2022 Three meetings were held on 28th May, 2021, 11th June 2021 and 13th August 2021

S. No	Name of Director	No. of Meetings Attended
1	Mr. Achintya Karati - Member	3
2	Mr. J.N. Godbole - Member	3
3	Mr. Sudhir Jalan - Member	3
4	Mr. Suparas Bhandari - Chairman	3

(iv) Nomination and Remuneration Policy:

The Company's remuneration policy is based on the principles of (i) pay for responsibility (ii) pay for performance and potential and (iii) pay for growth. Keeping in view the above, the Nomination and Remuneration Committee is vested with all the necessary powers and authorities to ensure appropriate disclosure on remuneration to the Chairman and Managing Director including details of fixed components and performance linked incentives. As for the Non-Executive Directors, their appointment on the Board is for the benefit of the Company due to their vast professional expertise in their individual capacity. The Company suitably remunerates them by paying sitting fee for attending the meetings of the Board and various committees of the Board and commission on profit.

S. No	Name of Director	No. of Shares held
1	Mrs. Sushila Devi Singhania	3335957
2	Dr. Raghavpat Singhania	250210
3	Mr. Madhavkrishna Singhania	250210
4	Dr. Nidhipati Singhania	42428
5	Mr. Ajay Kumar Saraogi	3340
6	Dr. K.B. Agarwal	300
7	Mr. Ashok Sinha	10

Details Remuneration paid to the Directors for the year ended 31st March, 2022

₹ in lacs

S. No	Name of Director	Salary & Perquisites	Performance incentives	Commission	Sitting Fee	Total
1	Mrs. Sushila Devi Singhania	--	--	2500000	500000	3000000
2	Dr. Nidhipati Singhania	--	--	2000000	300000	2300000
3	Dr. Raghavpat Singhania*	32838916	5520000	105000000	-	143358916
4	Mr. Madhavkrishna Singhania*	27154250	4560000	105000000	-	136714250
5	Mr. Ajay Kumar Saraogi*	43071750	5100000	40000000	-	88171750
6	Mr. Ashok Sinha	--	--	1400000	425000	1825000
7	Mr. Ajay Narayan Jha	--	--	1400000	350000	1750000
8	Mrs. Deepa Gopalan Wadhwa	--	--	1400000	500000	1900000
9	Dr. K.B. Agarwal	--	--	1400000	875000	2275000
10	Mr. Paul Heinz Hugentobler**	--	--	1400000	300000	12954786
11	Mr. Satish Kumar Kalra	--	--	1400000	200000	1600000
12	Mr. Mudit Aggarwal	--	--	1400000	250000	1650000
13	Mr. Saurabh Chandra	--	--	1400000	575000	1975000
14	Mr. Sudhir Jalan	--	--	1400000	375000	1775000
15	Mr. A. Karati (ceased w.e.f 14.08.2021)	--	--	--	200000	200000
16	Mr. J.N. Godbole (ceased w.e.f 14.08.2021)	--	--	--	250000	250000
17	Mr. Suparas Bhandari (ceased w.e.f 14.08.2021)	--	--		250000	250000

* Salary & Perquisites does not include payment of contribution to Provident Fund and superannuation fund, which is exempted perquisite under applicable provisions of the Companies Act, 2013

**US $ 150,000 equivalent to ₹1,12,54,786 paid in professional capacity.

5. STAKEHOLDERS ' RELATIONSHIP COMMITTEE

Stakeholders Relationship Committee of the Company has been functioning in pursuance of the provisions of Regulation 20 of the Listing Regulations read with Section 178 of the Companies Act, 2013.

The terms of reference of the Committee are:

1. Transfer/transmission of shares/ debentures and such other securities as may be issued by the Company from time to time;
2. Issue of duplicate share certificates for shares/ debentures and other securities reported lost, defaced or destroyed, as per the laid down procedure;
3. Issue new certificates against subdivision of shares, renewal, split or consolidation of share certificates / certificates relating to other securities;
4. Issue and allot right shares / bonus shares pursuant to a Rights Issue / Bonus Issue made by the Company, subject to such approvals as may be required;
5. To grant Employee Stock Options pursuant to approved Employees' Stock Option Scheme(s), and to allot shares pursuant to options exercised;
6. To issue and allot debentures, bonds and other securities, subject to such approvals as may be required;
7. To approve and monitor dematerialization of shares / debentures / other securities and all matters incidental or related thereto;
8. To authorize the Company Secretary and Head Compliance/ other Officers of the Share Department to attend to matters relating to non-receipt of annual reports, notices, non-receipt of declared dividend / interest, change of address for correspondence etc. and to monitor action taken;
9. Monitoring expeditious redressal of investors / stakeholders grievances;
10. All other matters incidental or related to shares, debentures and other securities of the Company.

(i) Composition

The Committee as on 31st March, 2022 comprises of:

1. Dr. K.B. Agarwal (Chairman): Independent, Non- Executive Director
2. Mr. Suparas Bhandari (till 13.08.2021) : Independent, Non- Executive Director
3. Dr. Raghavpat Singhania : Non-Independent, Executive Director
4. Mr. Saurabh Chandra : Independent, Non-Executive Director
5. Mrs. Deepa Gopalan Wadhwa: Independent, Non- Executive Director
6. Mr. Mudit Aggarwal (w.e.f. 12.11.2021): Independent, Non- Executive Director
7. Mr. Shambhu Singh: Company Secretary acts as Secretary of the Committee

(ii) Functions

The Committee specifically looks into redressal of shareholders' and investors' complaints such as transfer/ Transmission of shares, non-receipts of shares, non-receipt of dividend declared, annual reports and to ensure expeditious share transfer/ Transmission process and to review the status of investors' grievances, redressal mechanism and recommend measures to improve the level of investors' services. The Company received 6 complaints during the F.Y. 2021-22 and all the 6 complaints were redressed. No investor grievance has remained unattended/ pending for more than thirty days. Investor's complaints received through SEBI are redressed at www.scores.gov.in.

(iii) Meeting and Attendance

During the financial year ended 31st March, 2022 four meetings were held on (1) 11th June 2021 (2) 13th August 2021 (3) 12th November 2021 (4) 4th February 2022. The attendance at the above Meetings was as under:

S. No	Name of Director	No. of Meetings Attended
1	Dr. K.B. Agarwal	4
2	Mrs. Deepa Gopalan Wadhwa	4
3	Mr. Mudit Aggarwal (w.e.f. 12.11.2021)	2
4	Dr. Raghavpat Singhania	4
5	Mr. Saurabh Chandra	4
6	Mr. Suparas Bhandari (till 13.08.2021)	2

6. CORPORATE SOCIAL RESPONSIBILITY COMMITTEE

Corporate Social Responsibility Committee of the Company has been functioning in pursuance of the provisions of Section 135 of the Companies Act, 2013

(i) Composition of the Committee:

S. No	Name of Director	Designation of The Director
1	Dr. K.B. Agarwal	Non- Executive, Independent Director being Chairman
2	Mr. Ajay Narayan Jha (w.e.f. 12.11.2021)	Non- Executive, Independent Director
3	Mrs. Deepa Gopalan Wadhwa (w.e.f. 12.11.2021)	Non- Executive, Independent Director
4	Mr. J.N. Godbole (till 11.06.2021)	Non- Executive, Independent Director
5	Mr. Mudit Aggarwal (w.e.f. 12.11.2021)	Non- Executive, Independent Director
6	Mr. Suparas Bhandari (till 11.06.2021)	Non- Executive, Independent Director
7	Mrs. Sushila Devi Singhania	Non- Executive, Non-Independent Director

The Committee's prime responsibility is to assist the Board in discharging its social responsibilities by way of formulating and monitoring implementation of the framework of 'corporate social responsibility policy', observe practices of Corporate Governance at all levels, and to suggest remedial measures wherever necessary. The Board has also empowered the Committee to look into matters related to sustainability and overall governance.

Terms of Reference of the Committee inter alia, includes the following:

- To review the existing CSR Policy and to make it more comprehensive so as to indicate the activities to be more undertaken by the Company as specified in Schedule VII of the Companies Act, 2013.
- To provide guidance on various CSR activities to be undertaken by the Company and to monitor process.
- To observe practices of corporate Governance at all levels and to suggest remedial measures wherever necessary.

(ii) CSR committee attendance

Two CSR committee meetings were held during the year on (1) 11th June 2021 and (2) 12th November 2021

S. No	Name of Director	No. of Meetings Attended
1	Dr. K.B. Agarwal	2
2	Mr. Ajay Narayan Jha	1
3	Mrs. Deepa Gopalan Wadha	1
4	Mr. J.N. Godbole (till 11.06.2021)	1
5	Mr. Mudit Aggarwal	1
6	Mr. Suparas Bhandari (till 11.06.2021)	1
7	Mrs. Sushila Devi Singhania	NIL

7. RISK MANAGEMENT COMMITTEE

The provisions of Regulation 21(5) of SEBI (Listing Obligations and Disclosure Requirements) (Amendment) Regulations, 2018 become applicable to the Company w.e.f. 1.4.2019. Accordingly, the Board of Directors of the Company constituted Risk Management Committee with the following composition. Two meetings of Risk Management Committee have been held on 13.8.2021 and 4.02.2022.

(i) Composition of Risk Management Committee

S. No	Name of Director	Designation of The Director
1	Dr. K.B. Agarwal	Non- Executive, Independent Director
2	Mrs. Deepa Gopalan Wadhwa	Non- Executive, Independent Director
3	Mr. J.N. Godbole (till 13.08.2021)	Non- Executive, Independent Director
4	Mr. Madhavkrishna Singhania	Executive, Non Independent Director
5	Mr. Saurabh Chandra	Non- Executive, Independent Director being Chairman
6	Mr. Satish Kumar Kalra (w.e.f. 4.02.2022)	Non- Executive Independent Director

(ii) Role and Responsibility of Committee shall inter-alia includes the following:

(1) To formulate a detailed risk management policy which shall include:

(a) A framework for identification of internal and external risks specifically faced by the listed entity, in particular including financial, operational, sectoral, sustainability (particularly, ESG related risks), information, cyber security risks or any other risk as may be determined by the Committee.

(b) Measures for risk mitigation including systems and processes for internal control of identified risks.

(c) Business continuity plan.

(2) To ensure that appropriate methodology, processes and systems are in place to monitor and evaluate risks associated with the business of the Company;

(3) To monitor and oversee implementation of the risk management policy, including evaluating the adequacy of risk management systems;

(4) To periodically review the risk management policy, at least once in two years, including by considering the changing industry dynamics and evolving complexity;

(5) To keep the board of directors informed about the nature and content of its discussions, recommendations and actions to be taken;

(6) The appointment, removal and terms of remuneration of the Chief Risk Officer (if any) shall be subject to review by the Risk Management Committee.

The Risk Management Committee shall coordinate its activities with other committees, in instances where there is any overlap with activities of such committees, as per the framework laid down by the board of directors.

(iii) Risk Committee Meeting attendance

Two Risk Committee meetings were held during the year on (1) 13.08.2021 (ii) 4.02.2022

S. No	Name of Director	No. of Meeting Attended
1	Dr. K.B. Agarwal	2
2	Mrs. Deepa Gopalan Wadhwa	2
3	Mr. J.N. Godbole	1
4	Mr. Madhavkrishna Singhania	2
5	Mr. Satish Kumar Kalra	1
6	Mr. Saurabh Chandra	2

8. STRICTURES AND PENALTIES

No strictures or penalties have been imposed on the Company by the Stock Exchanges or by the Securities and Exchange Board of India (SEBI) or by any statutory authority on any matters related to capital markets during the last three (3) years.

9. LEGAL COMPLIANCE MANAGEMENT TOOL

The Company has in place an on-line legal compliance management tool, which has been devised to ensure compliance with all applicable laws that impact the Company's business. The tool is intended to provide an assurance to the Board on legal compliances as ensured by the Company. The application of the tool has been extended to cover all plant locations, RMX facilities, sales and corporate offices.

10. CERTIFICATION FROM COMPANY SECRETARY IN PRACTICE

Ms. Reena Jakhodia of M/s. Reena Jakhodia & Associates, Company Secretaries, has issued a certificate as required under the SEBI Listing Regulations, confirming that none of the Directors on the Board of the Company have been debarred or disqualified from being appointed or continuing as Director of companies by the SEBI/Ministry of Corporate Affairs or any such statutory Authority. The certificate is enclosed with this section as Annexure 1.

11. MD/CFO CERTIFICATION

The Managing Director and the CFO have certified to the Board, inter-alia the accuracy of financial statements and adequacy of Internal Controls for the financial reporting purpose as required under Listing Regulations, for the year ended 31.3.2022.

Dates, time and places of last three Annual General Meetings held are given below:

Financial Year	Date	Time	Place
2018-19 (AGM)	3rd August, 2019	11 AM	Auditorium of the Merchants Chamber of U.P. Kanpur
2019-20 (AGM)	14th August, 2020	12 Noon	Through video conferencing/Other Audio Visual Means (OAVM).
2020-21 (AGM)	14th August, 2021	11 AM	Through video conferencing/Other Audio Visual Means (OAVM).

Twelve special resolutions were passed in the Annual General Meeting of the Company held on 3rd August, 2019. Five special resolutions were passed in the Annual General Meeting of the Company held on 14th August, 2020. Two special resolutions were passed in the Annual General Meeting of the Company held on 14th August, 2021. There were no matters required to be dealt/ passed by the Company through postal ballot, in any of the aforesaid meetings, as required under the provisions of Section 110 of the Companies Act, 2013. The Chairman of the Audit Committee was present at AGMs held on, 3rd August, 2019, 14th August, 2020 and 14th August, 2021 to answer the queries of the shareholders.

Ordinary resolutions passed through Postal Ballot during 2021-22:-

Ordinarv Resolution to approve the Reclassification of Mrs. Kavita Y. Singhania from the 'Promoter Group Category' to 'Public Category'.

	Particulars	No. of Members who voted electronically	Total No. of votes cast	% of Total votes cast to Paid-up Equity Share Capital	% of votes cast to Total votes cast
	Total No. of members who voted electronically and votes cast	492	6,75,88,741	87.47	100.00
	Less: Invalid votes	1	33,35,957	4.32	4.94
	Total No. of valid votes	491	6,42,52,784	83.15	95.06
A.	Members who voted with Assent (Favour) for the Resolution	384	6,04,28,088	78.20	94.05
	Sub-Total (A)	384	6,04,28,088	78.20	94.05
B	Members who voted with Dissent (Against) for the Resolution	107	38,24,696	4.95	5.95
	Sub-Total (B)	107	38,24,696	4.95	5.95
	TOTAL (A+B)	491	6,42,52,784	83.15	100

Votes cast by Mrs. Sushila Devi Singhania am not been considered as invalid for the purpose of determining the voting results as she being a person related to the Promoter seeking re-classification within the meaning of sub-clause (b) of sub-regulation(1) of Regulation 31A of the Securities and Exchange Board of India (Listing obligation and Disclosure Requirements) Regulations, 2015 .

Result: As the votes cast by the members in favour of the resolution are more than the votes cast against the resolution, the proposed resolution has been passed as an "Ordinary Resolution" within the meaning of Section 114(2) of the Companies Act, 2013.

Appointment of Mr. Satish Kumar Kalra (DIN 952165) as an Independent Director of the Company for a term of 5 (Five) consecutive years with effect from 14th August, 2021

	Particulars	No. of Members who voted electronically	Total No. of votes cast	% of Total votes cast to Paid-up Equity Share Capital	% of votes cast to Total votes cast
A	The Members who voted with Assent (Favour) for the Resolution	458	6,56,96,474	85.02	100
B	The members who voted with Dissent (Against) for the Resolution	16	257	Negligible	Negligible
	TOTAL (A+B)	474	6,56,96,731	85.02	100

Result: As the votes cast by the members in favour of the resolution are more than the votes cast against the resolution, the proposed resolution has been passed with requisite majority as an "Ordinary Resolution" within the meaning of Section 114(2) of the Companies Act, 2013.

Ordinary Resolution to appoint Mr. Mudit Aggarwal (DIN: 07374870) as an Independent Director of the Company for a term of 5 (Five) consecutive years with effect from 14th August. 2021.

Particulars		No. of Members who voted electronically	Total No. of votes cast	% of Total votes cast to Paid-up E uity Share Capital	% of votes cast to Total votes cast
A	The Members who voted with Assent (Favour) for the Resolution	458	6,56,96,474	85.02	100
B	The members who voted with Dissent (Against) for the Resolution	16	257	Negligible	Negligible
	TOTAL (A+B)	474	6,56,96,731	85.02	100

Result: As the votes cast by the members in favour of fhe resolution are more than the votes cast against the resolution, the proposed resolution has been passed with requisite majority .as an "Ordinary Resolution" within the meaning of Section 114(2) of the Companies Act, 2013.

Ordinary Resolution to modify the Resolution No.9 Passed at the 27th Annual General Meeting held on 14 August 2021 with respect to terms of appointment of Mr. Ajay Narayan Jha (DIN: 02270071) as a Non Executive Independent Director of the Company.

Particulars		No. of Members who voted electronically	Total No. of votes cast	% of Total votes cast to Paid-up Equity Share Capital	% of votes cast to Total votes cast
A	The Members who voted with Assent (Favour) for the Resolution	455	6,56,94,413	85.02	99.996
B	The members who voted with Dissent (Against) for the Resolution	18	2,314	Negligible	0.004
	TOTAL (A+B)	473	6,56,96,727	85.02	100.00

Result: As the votes cast by the members in favour of the resolution are more than the votes cast against the resolution, the proposed resolution has been passed with requisite majority as an "Ordinary Resolution" within the meaning of Section 114(2) of the Companies Act, 2013.

Special Resolution to alter the Articles of Association of the Company.

Particulars		No. of Members who voted electronically	Total No. of votes cast	% of Total votes cast to Paid-up E uity Share Capital	% of votes cast to Total votes cast
A	The Members who voted with Assent (Favour) for the Resolution	464	6,89,10,131	89.18	99.996
B	The members who voted with Dissent (Against) for the Resolution	20	2,547	Negligible	0.004
	TOTAL (A+B)	484	6,89,12,678	89.18	100

Result: As the votes cast by the members in favour of the special resolution are more than three times the votes cast against the resolution, the proposed resolution has been passed with requisite majority as a "Special Resolution" within the meaning of Section 114(2) of the Companies Act, 2013.

Procedure for Postal Ballot:

In compliance with Sections 108 and 110 and other applicable provisions of the Companies Act, 2013, read with the related Rules, the Company provides electronic voting (e-voting) facility to all its members. The Company engages the services of CDSL for the purpose of providing e-voting facility to all its members. The members have the option to vote either by physical ballot or through e-voting.

The Company dispatches the postal ballot notices and forms along with postage prepaid business reply envelopes to its members whose names appear on the register of members / list of beneficiaries as on a cut-off date. The postal ballot notice is sent to members in electronic form to the email addresses registered with their depository participants (in case of electronic shareholding)/the Company's registrar and share transfer agents (in case of physical shareholding). The Company also publishes a notice in the newspaper declaring the details of completion of dispatch and other requirements as mandated under the Act and applicable Rules.

Voting rights are reckoned on the paid-up value of the shares registered in the names of the members as on the cut-off date. Members desiring to exercise their votes by physical postal ballot forms are requested to return the forms, duly completed and signed, to the scrutinizer on or before the close of the voting period. Members desiring to exercise their votes by electronic mode are requested to vote before close of business hours on the last date of e-voting.

The scrutinizer submits his report to the Chairman, after the completion of scrutiny, and the consolidated results of the voting by postal ballot are then announced by the Chairman / authorized officer. The results are also displayed on the Company website, www.jkcement.com besides being communicated to the stock exchanges, depository and registrar and share transfer agent.

The last date for the receipt of duly completed Postal Ballot Forms or e-voting shall be the date on which the resolution would be deemed to have been passed, if approved by the requisite majority.

The Company successfully completed the process of obtaining approval of its shareholders for special resolutions on the items detailed above through a postal ballot.

Person who conducted the postal ballot exercise:

Mr. S.K.Gupta, Practicing Company Secretary (FCS No -2589 and CP No.1920) appointed to act as the Scrutinizer and Ms. Divya Saxena, Practicing Company Secretary (FCS No.-5639 and CP No.5352) as Alternate Scrutinizer for conducting the Postal Ballot (physical & e-voting) process in a fair and transparent manner.

Disclosures regarding appointment or reappointment of Directors

According to the provisions of Companies Act, 2013 read with Articles of Association of the Company one Non-Executive, Non-Independent Director Mr. Sudhir Jalan will be retiring by rotation at the ensuing Annual General Meeting of the Company and being eligible offers himself for re-election. Given below is the brief resume of Mr. Sudhir Jalan pursuant to the listing regulations:

Mr. Sudhir Jalan, 77 years, is a Commerce Graduate and Master in Business Administration. He is premier businessman with business interest in diversified fields. He has been acting as Chairman and Managing Director of Meenakshi Tea Co. Ltd. and Director in various Public Limited and Private Limited Companies including Chairman in three companies. He was President of All India Management Association (AIMA) and International Chamber of Commerce (ICC) India. He served on the Board of Indian Institute of Management, Kolkata. He presided over Federation of Indian Chamber of Commerce and Industry, apex body of ICC India. He is Honorary Consul General of Greece in Kolkata. He is also associated with a number of Charitable Institutions.

CONFIRMATION BY THE BOARD OF DIRECTORS' ACCEPTANCE OF RECOMMENDATION OF MANDATORY/ NON-MANDATORY COMMITTEES.

The Board of Directors have confirmed that during the year under report,it has accepted the recommendations received from its mandatory/non mandatory Committees. None of the recommendations made by any of the Committees has been rejected by the Board.

Code of Conduct

The Board of Directors has already adopted the Code of Ethics & Business Conduct for the Directors and Senior Management Personnel. This Code is a comprehensive code applicable to Executive as well as Non- Executive Directors and members of the Senior Management. A copy of the Code has been hosted on the Company's website www.jkcement.com. The Code has been circulated to all the members of the Board and Senior Management Personnel and compliance of the same has been affirmed by them hereinafter.

12. MEANS OF COMMUNICATIONS

The Annual, Half yearly and Quarterly results are submitted to the Stock Exchange(s) in accordance with Listing Regulations and the same are normally published in Business Standard, Economic Times, Nav Bharat Times, Hindustan, Times of India and Nafa Nuksan newspapers. Management Discussion and Analysis forms part of Annual Report, which is posted to the Shareholders of the Company.

All vital information relating to the Company and its performance, including quarterly results etc. are simultaneously posted on Company's website www.jkcement.com. Further, Shareholding pattern and quarterly corporate governance report is uploaded on the NSE Electronic Application Processing System (NEAPS) maintained by NSE and www.listing.bseindia.com maintained by BSE.

Presentations to Institutional Investors/ Analysts:- These presentations and schedule of Analyst or Institutional Investors meet are also uploaded on the Company's website www.jkcement.com as well as sent to the Stock Exchanges. No unpublished price sensitive information is discussed in the presentation made to Institutional Investors and Financial Analysts. Further, the Transcript of such Institutional Investors and Financial Analysts meet are uploaded on Company's website www.jkcement.com

Prevention of insider Trading: In accordance with the Securities and Exchange Board of India (Prohibition of Insider Trading Regulations), a comprehensive code of conduct for prevention and regulation of trading in the Company's share by insiders is in vogue. The Code prohibits the purchase or sale of Company shares by the Directors and the designated employees while in possession of unpublished price sensitive information in relation to the company.

13. GENERAL SHAREHOLDERS INFORMATION

i)	**Annual General Meeting**	
	Date, Time & Venue	13th August, 2022 at 11.00 A.M. through VC/OAVM
ii)	**Financial Year**	2022-23
a)	First Quarter Result	Within 45 days from the close of Quarter Ending June, 2022
b)	Second Quarter Result	Within 45 days from the close of Quarter Ending September, 2022
c)	Third Quarter Result	Within 45 days from the close of Quarter Ending December, 2022
d)	Result for the Year ending 31st March, 2023	Within 60 days from the close of Quarter/ Year Ending March, 2023

(iii) Date of Book Closure

Thursday the 4th August, 2022 to Saturday the 13th August, 2022 (both day inclusive).

(iv) Dividend payment date

The Board of Directors of the Company has recommended a dividend of ₹15 (150%) for the year 2021-22 which shall be payable on or after 13th August, 2022

Dividend Policy

The Company has been declaring/paying dividend every year since 2005-06 consistently. It is maintaining a payout of 20% to 25% of Net Profit as Dividend.

(v) Listing on Stock Exchanges

The equity shares of the Company are listed with the Bombay Stock Exchange Ltd. (Phiroze Jeejeebhoy Towers, Dalal Street, Mumbai – 400001) and National Stock Exchange of India Ltd. (Exchange Plaza, 5th floor, Plot No. C/1, G Block, Bandra Kurla Complex, Bandra (East), Mumbai – 400051) and the listing fees has been duly and timely paid to both the Stock Exchanges for 2022-23 .

(vi) Stock Code

BSE 532644 NSE JKCEMENT

ISIN NUMBER INE823G01014

(Vii) Share Transfer System/ Dividend and other related matters

Nomination facility for shareholding

As per the provisions of Section 72 of the Act, facility for making nomination is available for the members in respect of shares held by them. Members holding shares in physical form may obtain a nomination form (Form SH-13), from the Company's RTA or download the same from the Company's website through the weblink at https://www.jkcement.com/frontTheme/pdf/sebi-form.pdf

Members holding shares in dematerialised form should contact their Depository Participants (DP) in this regard.

Investor services

With effect from October 10, 2021, M/s.Jaykay Enterprises Ltd. acting as RTA has discontinued as RTA activities hence M/s. NSDL Database Management Limited has been appointed as RTA w.e.f. 1.10.2021. Advance intimation to this effect was provided to the Stock Exchanges and the investors through notices issued in leading newspapers.

All share related services to the Shareholders are being provided by M/s. NSDL Database Management Limited.

Communication to Members

The Company has sent individual letters to all the Members holding shares of the Company in physical form for furnishing their PAN, KYC details and Nomination pursuant to the SEBI Circular No. SEBI/HO/MIRSD/MIRSD_RTAMB/P/ CIR/2021/655 dated November 3, 2021.

Members may please note that SEBI vide its Circular No. SEBI/ HO/MIRSD/MIRSD_RTAMB/P/ CIR/2022/8 dated January 25, 2022 has mandated the Listed Companies to issue securities in demat form only while processing service requests viz. Issue of duplicate securities certificate, claim from Unclaimed Suspense Account; Renewal/ Exchange of securities certificate; Endorsement; Sub-division/ Splitting of securities certificate; Consolidation of securities certificates/folios; Transmission and Transposition. Accordingly, Shareholders are requested to make service requests by submitting a duly filled and signed Form ISR – 4, the format of which is available on the Company's website under the link at https://www.jkcement.com/frontTheme/pdf/sebi-form.pdf

Members holding equity shares of the Company in physical form are requested to kindly get their equity shares converted into demat/ electronic form to get inherent benefits of dematerialisation and also considering that physical transfer of equity shares/ issuance of equity shares in physical form have been disallowed by SEBI.

(vii) Market Price Data

JK cement share price on BSE vs BSE SENSEX Apr' 21 to Mar'22

Month	BSE Sensex close	JK share price			No. of Shares traded during the month
		High ₹	Low ₹	Close ₹	
Apr'21	48,782.4	3,146.0	2,753.8	2,806.5	37,660
May'21	51,937.4	2,977.8	2,726.9	2,849.5	38,770
Jun'21	52,482.7	2,900.0	2,706.7	2,851.5	75,000
Jul'21	52,586.8	3,288.2	2,817.4	3,256.8	1,87,420
Aug'21	57,552.4	3,690.0	3,006.0	3,261.5	69,890
Sep'21	59,126.4	3,595.0	3,040.0	3,105.6	4,21,070
Oct'21	59,306.9	3,582.8	3,011.5	3,318.1	1,22,830
Nov'21	57,064.9	3,836.7	3,129.2	3,235.0	3,33,360
Dec'21	58,253.8	3,658.0	3,167.6	3,393.9	1,62,880
Jan'22	58,014.2	3,658.8	3,199.5	3,310.0	1,22,210
Feb'22	56,247.3	3,445.5	2,711.1	2,847.7	80,210
Mar'22	58,568.5	2,861.1	2,135.3	2,431.5	2,87,070

JK cement share price on NSE vs Nifty Apr' 21 to Mar'22

Month	Nifty close	JK share price			No. of Shares traded during the month
		High ₹	Low ₹	Close ₹	
Apr'21	14,631.0	3,149.8	2,725.0	2,806.4	7,78,990
May'21	15,583.0	2,975.0	2,726.4	2,849.5	11,40,000
Jun'21	15,722.0	2,915.0	2,701.0	2,851.5	16,40,000
Jul'21	15,763.0	3,300.0	2,805.7	3,259.2	18,80,000
Aug'21	17,132.0	3,699.9	3,005.6	3,271.4	17,20,000
Sep'21	17,618.0	3,598.0	3,048.3	3,107.8	14,70,000
Oct'21	17,672.0	3,593.9	3,011.0	3,315.8	24,00,000
Nov'21	16,983.0	3,838.0	3,132.1	3,235.0	21,90,000
Dec'21	17,354.0	3,625.0	3,166.2	3,398.9	22,60,000
Jan'22	17,340.0	3,659.3	3,197.1	3,308.0	17,90,000
Feb'22	16,794.0	3,447.5	2,711.0	2,846.8	15,90,000
Mar'22	17,465.0	2,860.0	2,139.1	2,431.3	72,10,000

(viia) Performance in comparison to broad based indices

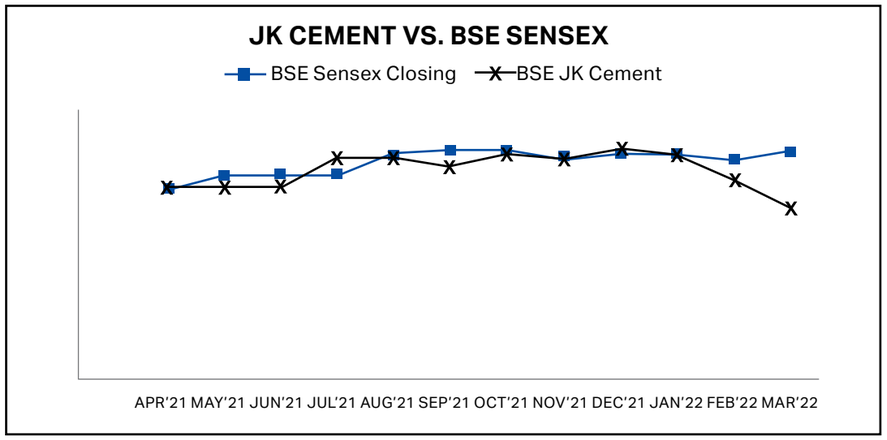

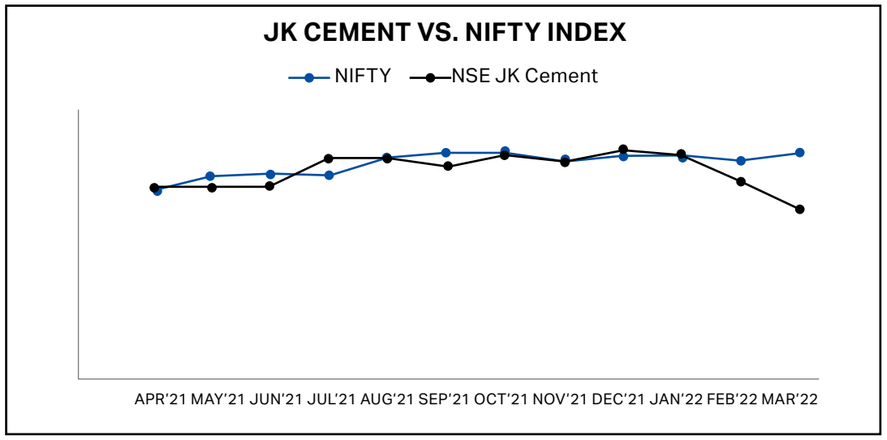

(viii) Registrar and Share Transfer Agent

M/s. NSDL Database Management Limited is acting as Registrar and share Transfer Agent of the Company for Physical and Demat Segment, Under Common Agency Concept of SEBI.

Their address for communication is as under:-

M/s. NSDL Database Management Limited, 4th Floor, Trade World A Wing, Kamala Mills Compound, Senapati Bapat Marg, Lower Parel, Mumbai-400013 Tel: 022 49142589 / 49142700 / 49142503 Email: sunilk@nsdl.co.in / nileshb@nsdl.co.in

(ix) Share Transfer System

Share Transfer work of physical segment is attended to by the Company's & Share Transfer Agent within the prescribed period under law and the Listing Regulations.

All share transfer etc. are approved/ ratified by a committee of Directors, which meets periodically.

(x) Distribution of Shareholding as on 31st March, 2022

No. of Equity Share Held	No. of Share Holders	% of Share Holders	No. of Shares Held	% of Share Holdings
UP TO 500	89866	99.07	2229570	2.88
501 TO 1000	416	0.45	297972	0.38
1001 TO 2000	152	0.17	221759	0.28
2001 TO 3000	52	0.06	125275	0.17
3001 TO 4000	25	0.03	89741	0.12
4001 TO 5000	18	0.02	83054	0.11
5001 TO 10000	44	0.05	312586	0.41
10001 AND ABOVE	128	0.15	73908294	95.65
TOTAL	90701	100.00	77268251	100.00

(xi) Category of Shareholders as on 31st March, 2022

Category	No. of Share holders	% of Share holders	No. of Shares Held	% of Share holding
Promoters and Promoter group	17	0.019	35405553	45.82
Mutual Funds / UTI	25	0.028	15061040	19.49
Financial Institutions / Banks	41	0.045	204521	0.26
Insurance Companies	10	0.011	661133	0.86
Foreign Institutional Investors	4	0.004	715	0.00
Foreign Portfolio Investors Corp.	153	0.169	12724248	16.47
Bodies Corporate	496	0.547	981393	1.27
Bodies Corporate	1	0.001	201022	0.26
Individuals	86047	94.869	11215932	14.52
Others	3907	4.308	812694	1.05
TOTAL	90701	100.00	77268251	100.00

(xii) Dematerialization of Shares

*77006726 Equity shares representing 99.66 % of the paid up equity capital of the company have been dematerialized till 31.03.2022.

(xiii) Reconciliation of Share Capital Audit:

As stipulated by Securities and Exchange Board of India (SEBI), a qualified practicing Company Secretary carries out the Share Capital Audit to reconcile the total admitted capital with National Securities Depository Limited (NSDL) and Central Depository Services (India) Limited (CDSL) and the total issued and listed capital. This audit is carried out every quarter and the report thereon is submitted to stock exchanges, NSDL and CDSL and is also placed before the Board of Directors. No discrepancies were noticed during these audits

(xiv) Shares Transferred to IEPF

During the year under report 11,458 equity shares held by 1355 shareholders in physical mode, 1085 equity shares held by 49 shareholders with NSDL Depository & 70 equity shares held by 9 shareholders with CDSL Depository which were due for transfer in Financial year 2021-22, transferred to Investor Education and Protection Fund with CDSL after close of the year in compliance with Section 124 of Companies Act, 2013.

(xv) The Company has not issued any GDRs/ ADRs/ warrants or any convertible instruments.

(xvi) Plant Location: Company has following Plants

Plant	Location
INDIA	
Grey Cement Plants	Kailash Nagar, Nimbahera, Dist. Chittorgarh, Rajasthan
	Mangrol, Dist. Chittorgarh, Rajasthan
	Gotan, Dist. Nagaur, Rajasthan
	Muddapur, Dist. Bagalkot, Karnataka
	Jharli, Dist. Jhajjar, Haryana
	Satha, Pargana Morthal, Tehsil: Koil, Dist: Aligarh, UP
	Vadadala, Tehsil: Balasinor, Dist: Mahisagar, Ahmedabad Indore Highway, Gujarat.
White Cement and White Cement based wall putty Plant	Gotan, Dist. Nagaur, Rajasthan
	Village: Rupaund, Tehsil - Badwara, Dist. Katni, M.P
Thermal Power Plants	Kailash Nagar, Nimbahera, Dist. Chittorgarh, Rajasthan
	Gotan, Dist. Nagaur, Rajasthan
	Muddapur, Dist. Bagalkot, Karnataka
	Mangrol, Chittorgarh, Rajasthan
Waste Heat Recovery Power Plant (For Captive Consumption)	i) Kailash Nagar, Nimbahera, Dist. Chittorgarh, Rajasthan
	ii) Mangrol, Dist. Chitorgarh, Rajasthan
INDIAN SUBSIDIARY	
Jaykaycem (Central) Limited Grey Cement Plant (Under Implementation)	i) Dist. Panna, Madhya Pradesh (Integrated Plant)
	ii) Hamirpur, UP (Grinding Unit)
JK Paints and Coatings Limited (Under implementation)	Plot No. A-1/1 Industrial Area Extn-2, Kosi Kotwan, Mathura, Uttar Pradesh-281403
OVERSEAS SUBSIDIARY	
J.K. Cement Works (Fujairah) FZC Dual process White/ Grey Cement Plant	Plot No.7, Habhab, Tawian Fujairah, UAE
J.K. White Cement (Africa) Ltd.	Tanzania, Africa

(xvii) Address for Correspondence

Mr. Shambhu Singh
Company Secretary,
J.K. Cement Ltd.,
Kamla Tower, Kanpur-208001, Telephone No.- 0512 2371478-81
Fax: - 0512-2332665/2399854
Email: shambhu.singh@jkcement.com Website: www.jkcement.com

(xviii) List of Credit ratings obtained by Company

Sl. No.	Particulars	Rating	Remarks
1	Long Term Bank Facilities	CARE AA+	Upgraded from AA
2	Short Term Bank Facilities	CARE A1+	Reaffirmed
3	Long Term Issuer Rating	IND AA+	New Rating obtained
4	Commercial Paper	CRISIL A1+	New Rating

(xix) SEBI vide its circular dated 7.1.2010 has made it mandatory to furnish PAN copy in the following cases

a) Deletion of name of deceased shareholder, where the shares are held in the name of two or more shareholders

b) Transmission of shares to legal heirs, where deceased shareholder was a sole holder.

c) Transposition of shares in case of change in the order of names in which physical shares are held jointly in the names of two or more shareholders

Other Disclosures

a) There are no materially significant transaction with the related parties viz. Promoters, Directors or the Management, their Subsidiaries/ Associates or relatives conflicting with Company's interest. Suitable disclosure as required by the IndAS has been made in the Annual Report.

b) No penalties or strictures have been imposed on the Company by Stock Exchange or SEBI or any statutory authority on any matter related to capital markets during last three years.

c) Establishment of Vigil Mechanism

With the expansion of business in terms of volume value & geography, various risks associated with the business have also increased considerably. One such risk identified is the risk of fraud and misconduct. The Companies Act, 2013 and the SEBI (LODR) Regulations, 2015 mandates the listed companies to formulate appropriate vigil mechanism and whistle blower policy. The Company, since its inception believes in honest and ethical conduct from all the employees and others who are directly or indirectly associated with it. The Audit Committee is also committed to ensure fraud-free work environment. Risk Management Policy and Whistle Blower Policy are in vogue.

The policy is applicable to all the Directors, Employees, Vendors and Customers and provides a platform to all of them to report any suspected or confirmed incident of fraud/ misconduct, unethical practices, violation of code of conduct etc. and also provides access to the Audit Committee of the Company.

d) The Company has complied with the mandatory requirements of Listing Regulations. The Company has complied with the non-mandatory requirements relating to the Nomination and Remuneration Committee to the extent detailed above.

e) Web link of " Policy for determination of Material Subsidiaries"

https://www.jkcement.com/pdf/JKCL-Policy-for-determining-Material-Subsidiary.pdf

f) Web link of "Policy on dealing with related party transactions"

https://www.jkcement.com/pdf/related_party_transaction_policy_of_jk_cement_ltd_20.11.14.pdf

g) Details of fund utilization raised through qualified Institutional Placement:

The funds raised through Qualified Institutional Placement has been strictly utilized for the purpose stipulated in the offer document/Information Memorandum. The Investment Committee is regularly monitoring the utilization of fund.

h) Certificate from Company Secretary in practice has been obtained stating that none of the Directors on the Board of the Company have been debarred or disqualified from being appointed or continuing as directors of Company by SEBI/MCA or any such statutory authority. The Certificate is enclosed with this section as ANNEXURE 1.

i) Compliance with Regulations 17 to 27 & Regulation 46 of SEBI Listing Regulations

The Company has complied with and disclosed all the mandatory corporate governance requirements mentioned under Regulations 17 to 27 and sub regulation (2) of Regulation 46 of the SEBI Listing Regulations

j) Statutory Audit Fees paid to Statutory Auditors:

S. No.	Fee paid by	Status	Amount (₹ in Lakh)	F.Y.
1	J.K. Cement Ltd.	Company	₹160	2021-22
2	Jaykaycem (Central) Ltd.	Subsidiary	₹0.75	2021-22
3	JK Cement (Fujairah) FZC	Subsidiary	₹4.11	2021
4	J.K. Cement Works (Fujairah)FZC	Step-Down Subsidiary	₹16.89	2021
5	JK White Cement (Africa) Ltd.	Step-Down Subsidiary	₹4.06	2021-22

k) Disclosure under the Sexual Harassment of Women at Workplace (Prevention, Prohibition and Redressal) Act, 2013:

A	No. of Complaint filed during the F.Y.	NIL
B	No. of Complaint disposed of during F.Y.	NIL
C	No. of Complaint pending during F.Y.	NIL

l) The Company has adopted discretionary requirements as specified in Part E of Schedule II of SEBI (LODR). Further, the Company's financial statements for the FY 2021-22 do not contain any modified opinion.

m) The Company do not have Demat Suspense Account or Unclaimed suspense account.

DECLARATION

Compliance with the Code of Business Conduct and Ethics

As provided under SEBI (Listing Obligations and Disclosure Requirements) Regulations, 2015 as amended ('Listing Regulations'), all Board Members and Senior Management Personnel have affirmed compliance with Company's Code of Business Conduct and Ethics for the year ended 31st March, 2022.

For J.K. Cement Ltd.

Place: New Delhi
Date: 21.5.2022

Dr.Raghavpat Singhania
Managing Director

Reena Jakhodia & Associates

COMPANY SECRETARIES
104A/47, Ram Bagh, Kanpur - 208012
Phone: +91 - 9336205217, 9935902244

PRACTISING COMPANY SECRETARY'S CERTIFICATE ON CORPORATE GOVERNANCE

To
The Members of **J.K. CEMENT LIMITED**

We have examined the compliance of conditions of Corporate Governance by J.K. Cement Limited ("the Company") for the year ended 31st March, 2022, as per regulations 17 to 27, clauses (b) to (i) of regulation 46(2) and Paragraphs C,D and E of schedule V of the Securities and Exchange Board of India (Listing Obligations and Disclosure Requirements) Regulations, 2015 ("Listing Regulations") with amendments as applicable.

The compliance of conditions of Corporate Governance is the responsibility of the Management. Our examination was limited to procedures and implementation thereof, adopted by the Company for ensuring the compliance of the conditions of Corporate Governance. It is neither an audit nor an expression of opinion on the financial statements of the Company.

In our opinion and to the best of our information and according to the explanations given to us, we certify that the Company has complied with the conditions of the Corporate Governance as stipulated in the above mentioned Listing Agreement/ Listing Regulations as applicable.

We further state that such compliance is neither an assurance as to the future viability of the Company nor the efficiency or effectiveness with which the Management has conducted the affairs of the company.

For: Reena Jakhodia & Associates
Company Secretaries

Place: Kanpur
Date: 21.5.2022

Reena Jakhodia
Proprietor
Membership No: F6435
C.P. No. - 6083

Certificate by Managing Director & Deputy Managing Director and Chief Financial Officer (CFO) Pursuant to Regulation 17(8) of SEBI (Listing Obligations and Disclosure Requirements) Regulations, 2015

We the undersigned, in our respective capacities as Managing Director and Deputy Managing Director and Chief Financial Officer of J. K Cement Limited (the Company) to the best of our knowledge and belief certify that (a) we have reviewed Financial Statements and the Cash Flow Statement for the financial year ended March 31, 2022 and that to the best of our knowledge and belief, we state that (i).These statements do not contain any materially untrue statement or omit any material fact or contain any statements that might be misleading;(ii).These statements together present a true and fair view of the Company's affairs and are in compliance with existing accounting standards, applicable laws and regulations.(b) We further state that to the best of our knowledge and belief, there are no transaction entered into by the Company during the year, which are fraudulent, illegal or violative of the Company's Code of Conduct. (c)We hereby declare that all the members of the Board of Directors and Executive Committee have confirmed compliance with the Code of Conduct as adopted by the Company. (d) We accept responsibility for establishing and maintaining internal controls for financial reporting and that we have evaluated the effectiveness of internal control systems of the Company pertaining to financial reporting of the Company and have disclosed to the Auditors and the Audit Committee, deficiencies in the design or operation of such internal controls, if any, of which we are aware and the steps we have taken or proposed to take to rectify these deficiencies. (e) We have indicated, based on our most recent evaluation, wherever applicable, to the auditors and the Audit Committee: (i).significant changes, if any, in internal control over financial reporting during the year; (ii).significant changes, if any, in the accounting policies during the year and that the same has been disclosed in the notes to the financial statements; and (iii). instances of significant fraud of which we have become aware and the involvement therein, if any, of the management or an employee having significant role in the Company's internal control system over the financial reporting.

Yours faithfully

Dr. Raghavpat Singhania
Managing Director

Ajay Kumar Saraogi
Dy. Managing Director & Chief Financial Officer

Place: New Delhi
May 21, 2022

Annexure 1

Certificate of Non-Disqualification of Directors

[As per clause C of Schedule V of the SEBI (Listing Obligations and Disclosure Requirement) (Amendment) Regulations, 2018 read with regulation 34(3) of the said Listing Regulations].

To
The Members,
J.K. Cement Limited
Kamla Tower,
Kanpur-208001

I have examined the relevant registers, records, forms, returns and disclosures received from the Directors of **J.K. Cement Limited (CIN L17229UP1994PLC017199)** having Registered Office at Kamla Tower, Kanpur (hereinafter referred to as 'the Company'), produced before me by the Company for the purpose of issuing this Certificate, in accordance with Regulation 34(3) read with Schedule V Para-C Sub clause 10(i) of the Securities Exchange Board of India (Listing Obligations and Disclosure Requirements) Regulations, 2015.

In my opinion and to the best of my information and according to the verifications (including Directors Identification Number (DIN) status on the portal www.mca.gov.in) as considered necessary and explanations furnished to me by the Company and its officers, I hereby certify that none of the Directors on the Board of the Company as stated below for the Financial Year ended on 31st March, 2022 have been debarred or disqualified from being appointed or continuing as Directors of companies by the Securities and Exchange Board of India, Ministry of Corporate Affairs, or any such other Statutory Authority.

S. No.	Name of Director	DIN	Date of appointment in Company
1.	ASHOK SINHA	00070477	18/05/2019
2.	SUDHIR JALAN	00111118	17/12/2019
3.	AJAY KUMAR SARAOGI	00130805	17/06/2020
4.	SUSHILA DEVI SINGHANIA	00142549	26/07/2014
5.	NIDHIPATI SINGHANIA	00171211	28/05/2021
6.	KRISHNA BEHARI AGARWAL	00339934	25/08/2007
7.	PAUL HEINZ HUGENTOBLER	00452691	17/05/2014
8.	SATISH KUMAR KALRA	01952165	14/08/2021
9.	AJAY NARAYAN JHA	02270071	28/05/2021
10.	RAGHAVPAT SINGHANIA	02426556	17/06/2020
11.	SAURABH CHANDRA	02726077	18/05/2019
12.	MADHAVKRISHNA SINGHANIA	07022433	17/06/2020
13.	MUDIT AGGARWAL	07374870	14/08/2021
14.	DEEPA GOPALAN WADHWA	07862942	03/11/2018

Ensuring the eligibility for the appointment / continuity of every Director on the Board is the responsibility of the management of the Company. Our responsibility is to express an opinion on these based on our verification. This certificate is neither an assurance as to the future viability of the Company nor of the efficiency or effectiveness with which the management has conducted the affairs of the Company.

For Reena Jakhodia & Associates
Company Secretaries

(Reena Jakhodia)
Proprietor
Membership No: F6435
CP No: 6083
UDIN: F006435D000446083

Date: 01.06.2022

Independent Auditor's Report

To the Members of J. K. Cement Limited

Report on the Audit of the Standalone Ind AS Financial Statements

Opinion

We have audited the accompanying standalone Ind AS financial statements of J. K. Cement Limited ("the Company"), which comprise the Balance sheet as at March 31 2022, the Statement of Profit and Loss, including the statement of Other Comprehensive Income, the Cash Flow Statement and the Statement of Changes in Equity for the year then ended, and notes to the standalone Ind AS financial statements, including a summary of significant accounting policies and other explanatory information.

In our opinion and to the best of our information and according to the explanations given to us, the aforesaid standalone Ind AS financial statements give the information required by the Companies Act, 2013, as amended ("the Act") in the manner so required and give a true and fair view in conformity with the accounting principles generally accepted in India, of the state of affairs of the Company as at March 31, 2022, its profit including other comprehensive income, its cash flows and the changes in equity for the year ended on that date.

Basis for Opinion

We conducted our audit of the standalone Ind AS financial statements in accordance with the Standards on Auditing (SAs), as specified under section 143(10) of the Act. Our responsibilities under those Standards are further described in the 'Auditor's Responsibilities for the Audit of the Standalone Ind AS Financial Statements' section of our report. We are independent of the Company in accordance with the 'Code of Ethics' issued by the Institute of Chartered Accountants of India together with the ethical requirements that are relevant to our audit of the financial statements under the provisions of the Act and the Rules thereunder, and we have fulfilled our other ethical responsibilities in accordance with these requirements and the Code of Ethics. We believe that the audit evidence we have obtained is sufficient and appropriate to provide a basis for our audit opinion on the standalone Ind AS financial statements.

Emphasis of Matter on CCI Case

We draw attention to Note 36A to the standalone Ind AS financial statements wherein it has been stated that the Competition Commission of India (₹CCI') has imposed penalty of ₹12,854 lacs ('first matter') and ₹928 lacs ('second matter') in two separate orders dated August 31, 2016 and January 19, 2017 respectively for alleged contravention of provisions of Competition Act 2002 by the Company. The Company has filed appeals against the above orders.

The National Company Law Appellate Tribunal ('NCLAT'), on hearing the appeal in the first matter, upheld the decision of CCI for levying the penalty vide its order dated July 25, 2018. Post order of the NCLAT, CCI issued a revised demand notice dated August 7, 2018 of ₹15,492 lacs consisting of penalty of ₹12,854 lacs and interest of ₹2,638 lacs. The Company has filed appeal with Hon'ble Supreme Court against the above order. Hon'ble Supreme Court has stayed the NCLAT order. While the appeal of the Company is pending for hearing, the Company backed by a legal opinion, believes that it has a good case and accordingly no provision has been considered in the books of accounts.

In the second matter, demand had been stayed and the matter is pending for the hearing before NCLAT. While the appeal of the Company is pending for hearing, the Company backed by a legal opinion, believes that it has a good case and accordingly no provision has been considered in the books of accounts.

Our opinion is not modified in respect of this matter.

Key Audit Matters

Key audit matters are those matters that, in our professional judgment, were of most significance in our audit of the standalone Ind AS financial statements for the financial year ended March 31, 2022. These matters were addressed in the context of our audit of the standalone Ind AS financial statements as a whole, and in forming our opinion thereon, and we do not provide a separate opinion on these matters. For each matter below, our description of how our audit addressed the matter is provided in that context.

We have determined the matters described below to be the key audit matters to be communicated in our report. We have fulfilled the responsibilities described in the Auditor's responsibilities for the audit of the standalone Ind AS financial statements section of our report, including in relation to these matters. Accordingly, our audit included the performance of procedures designed to respond to our assessment of the risks of material misstatement of the standalone Ind AS financial statements. The results of our audit procedures, including the procedures performed to address the matters below, provide the basis for our audit opinion on the accompanying standalone Ind AS financial statements.

Key audit matters	How our audit addressed the key audit matter
Impairment assessment of Investments in J. K. Cement (Fujairah) FZC, a wholly owned subsidiary (a) (as described in note 4A, 4B & 5 of the standalone Ind AS financial statements)	
As at March 31, 2022 the Company has an investment in J. K. Cement (Fujairah) FZC, a wholly owned subsidiary of ₹99,288.30 lacs (including share application money of ₹2,471.55 lacs paid in current year against 3% non-cumulative redeemable preference shares in J. K. Cement (Fujairah) FZC, the allotment which is expected to be made by end of June 2022). J. K. Cement Works (Fujairah) FZC (step down subsidiary) is incurring losses and its entire net worth is eroded. As a result, an impairment assessment was required to be performed by the Company by comparing the carrying value of these investments to their recoverable amount to determine whether an impairment was required to be recognised. Accordingly, during the current year, based on business valuation of J. K. Cement Works (Fujairah) FZC" by an independent external valuer, the Company has recognized provision towards diminution of carrying amount of investment J. K. Cement (Fujairah) FZC of ₹13,000 lacs (Previous year ₹16,686.50 lacs). The Total amount of ₹13,000 lacs (Previous year ₹16,686.50 lacs) has been disclosed as exceptional item. For the purposes of the above impairment testing, value in use has been determined by forecasting and discounting future cash flows. Furthermore, the value in use is highly sensitive to changes in some of the inputs used for forecasting the future cash flows. Further, the determination of the recoverable amount of the investments in J. K. Cement (Fujairah) FZC involved judgments due to inherent uncertainty in the assumptions supporting the recoverable amount of these investments. Accordingly, the impairment assessment of investments in J. K. Cement (Fujairah) FZC, was determined to be a key audit matter in our audit of the standalone Ind AS financial statements.	**Our audit procedures included the following:** • Gained an understanding of the impairment assessment process and evaluated the design and tested the operating effectiveness of controls. • Assessed the Company's valuation methodology applied in determining the recoverable amount. • Assessed the assumptions of the cash flow forecasts including weighted average cost of capital, expected growth rates and terminal growth rates used. • Discussed potential changes inputs as compared to previous year / actual performance with management in order to evaluate whether the inputs and assumptions used in the cash flow forecasts were appropriate. • Involved specialists to assist us in evaluating the valuation methodologies and sensitivity testing of key assumptions used by management in determining the recoverable value headroom. • Tested the arithmetical accuracy of the valuation model. • Assessed the relevant disclosures made within the standalone Ind AS financial statements.
Claims, litigations and contingent liabilities (as described in note 36A of the standalone Ind AS financial statements)	
As of March 31, 2022, the Company has disclosed contingent liabilities of ₹31,401.56 lacs relating to tax and legal claims. There are several pending legal and regulatory cases against the Company across various jurisdictions. Accordingly, management exercises its judgement in estimation of provision required in respect of such cases. The evaluation of management's judgements, including those that involve estimations in assessing the likelihood that a pending claim will succeed, or a liability will arise, and the quantification of the ranges of potential financial settlement have been a matter of most significance during the current year audit. Furthermore, the Company has operations across many jurisdictions and is subject to taxation related litigations as per local tax regulations. Evaluation of the outcome of the taxation related matters, and whether the risk of loss is remote, possible or probable, requires judgement by management given the complexities involved. Accordingly, due to large number of claims and complexity/ judgement involved in outcome of these litigations. Claims, litigations and contingent liabilities was determined to be a key audit matter in our audit of the standalone Ind AS financial statements	**Our audit procedures included the following:** • Gained an understanding of the process of identification of claims, litigations and contingent liabilities, and evaluated the design and tested the operating effectiveness of key controls. • Obtained the summary of Company's legal and tax cases and assessed management's position through discussions with the legal head, tax head and Company's management, on both the probability of success in significant cases, and the magnitude of any potential loss. • Obtained responses from third-party legal counsel against independent confirmation rolled out by us and conducted discussion with them regarding material cases. • Inspected external legal opinions and other evidence to corroborate management's assessment of the risk profile in respect of legal claims. • Engaged tax specialists to assess management's application and interpretation of tax legislation affecting the Company, and to consider the quantification of exposures and settlements arising from disputes with tax authorities in the various tax jurisdictions. • Assessed the relevant disclosures made within the standalone Ind AS financial statements.

Key audit matters	How our audit addressed the key audit matter
Revenue Recognition – Discounts, incentives, rebates etc. (as described in note 27 of the standalone Ind AS financial statements)	
For the year ended March 31, 2022 the Company has recognized revenue from operations of ₹752,905.28 lacs. Revenue is measured net of discounts, incentives, rebates etc. earned by customers on the Company's sales. Due to the Company's presence across different marketing regions within the country and the competitive business environment, the estimation of the various types of discounts, incentives and rebate schemes to be recognised based on sales made during the year is material and considered to be complex and judgmental and dependent on various performance obligations and market conditions. Therefore, there is a risk of revenue being misstated as a result of faulty estimations over discounts, incentives and rebates. Accordingly, given the complexity and judgement involved in the assessment of provisions required for discounts, incentives and rebates, Revenue recognition – Discounts, incentives, rebates etc. was determined to be a key audit matter in our audit of the Standalone Ind AS financial statements.	**Our audit procedures included the following:** • Considered Company's revenue recognition policy and its compliance in terms of Ind AS 115 'Revenue from contracts with customers'. • Assessed the design and tested the operating effectiveness of internal controls with regards to approvals, calculation, provision and disbursement of discounts, incentives and rebates. • Performed sample test of supporting documentation for computation of discounts, incentives and rebates recorded and/or disbursed during the year including credit notes issued after the year end date. • Performed analytical review and compared the management's assessment of discounts, incentives and rebates recorded for the current year with historical trends of discount given and reversal of such discounts, incentives and rebates to assess the adequacy of provisions made during the current year. • Performed sample test of manual journals posted to discounts, incentives and rebates to identify unusual or irregular items. • Assessed the relevant disclosures made within the standalone Ind AS financial statements.

We have determined that there are no other key audit matters to communicate in our report.

Information Other than the Financial Statements and Auditor's Report Thereon

The Company's Board of Directors is responsible for the other information. The other information comprises the information included in the Annual report, but does not include the standalone Ind AS financial statements and our auditor's report thereon.

Our opinion on the standalone Ind As financial statements does not cover the other information and we do not express any form of assurance conclusion thereon.

In connection with our audit of the standalone Ind AS financial statements, our responsibility is to read the other information and, in doing so, consider whether such other information is materially inconsistent with the financial statements or our knowledge obtained in the audit or otherwise appears to be materially misstated. If, based on the work we have performed, we conclude that there is a material misstatement of this other information, we are required to report that fact. We have nothing to report in this regard.

Responsibilities of Management for the Standalone Ind AS Financial Statements

The Company's Board of Directors is responsible for the matters stated in section 134(5) of the Act with respect to the preparation of these standalone Ind AS financial statements that give a true and fair view of the financial position, financial performance including other comprehensive income, cash flows and changes in equity of the Company in accordance with the accounting principles generally accepted in India, including the Indian Accounting Standards (Ind AS) specified under section 133 of the Act read with [the Companies (Indian Accounting Standards) Rules, 2015, as amended. This responsibility also includes maintenance of adequate accounting records in accordance with the provisions of the Act for safeguarding of the assets of the Company and for preventing and detecting frauds and other irregularities; selection and application of appropriate accounting policies; making judgments and estimates that are reasonable and prudent; and the design, implementation and maintenance of adequate internal financial controls, that were operating effectively for ensuring the accuracy and completeness of the accounting records, relevant to the preparation and presentation of the standalone Ind AS financial statements that give a true and fair view and are free from material misstatement, whether due to fraud or error.

In preparing the standalone Ind AS financial statements, management is responsible for assessing the Company's ability to continue as a going concern, disclosing, as applicable, matters related to going concern and using the going concern basis of accounting unless management either intends to liquidate the Company or to cease operations, or has no realistic alternative but to do so.

Those Board of Directors are also responsible for overseeing the Company's financial reporting process.

Auditor's Responsibilities for the Audit of the Standalone Ind AS Financial Statements

Our objectives are to obtain reasonable assurance about whether the standalone Ind AS financial statements as a whole are free from material misstatement, whether due to fraud or error, and to issue an auditor's report that includes our opinion. Reasonable assurance is a high level of assurance, but is not a guarantee that an audit conducted in accordance with SAs will always detect a material misstatement when it exists. Misstatements can arise from fraud or error and are considered material if, individually or in the aggregate, they could reasonably be expected to influence the economic decisions of users taken on the basis of these standalone Ind AS financial statements.

As part of an audit in accordance with SAs, we exercise professional judgment and maintain professional skepticism throughout the audit. We also:

- Identify and assess the risks of material misstatement of the standalone Ind AS financial statements, whether due to fraud or error, design and perform audit procedures responsive to those risks, and obtain audit evidence that is sufficient and appropriate to provide a basis for our opinion. The risk of not detecting a material misstatement resulting from fraud is higher than for one resulting from error, as fraud may involve collusion, forgery, intentional omissions, misrepresentations, or the override of internal control.
- Obtain an understanding of internal control relevant to the audit in order to design audit procedures that are appropriate in the circumstances. Under section 143(3)(i) of the Act, we are also responsible for expressing our opinion on whether the Company has adequate internal financial controls with reference to financial statements in place and the operating effectiveness of such controls.
- Evaluate the appropriateness of accounting policies used and the reasonableness of accounting estimates and related disclosures made by management.
- Conclude on the appropriateness of management's use of the going concern basis of accounting and, based on the audit evidence obtained, whether a material uncertainty exists related to events or conditions that may cast significant doubt on the Company's ability to continue as a going concern. If we conclude that a material uncertainty exists, we are required to draw attention in our auditor's report to the related disclosures in the financial statements or, if such disclosures are inadequate, to modify our opinion. Our conclusions are based on the audit evidence obtained up to the date of our auditor's report. However, future events or conditions may cause the Company to cease to continue as a going concern.
- Evaluate the overall presentation, structure and content of the standalone Ind AS financial statements, including the disclosures, and whether the standalone Ind AS financial statements represent the underlying transactions and events in a manner that achieves fair presentation.

We communicate with those charged with governance regarding, among other matters, the planned scope and timing of the audit and significant audit findings, including any significant deficiencies in internal control that we identify during our audit.

We also provide those charged with governance with a statement that we have complied with relevant ethical requirements regarding independence, and to communicate with them all relationships and other matters that may reasonably be thought to bear on our independence, and where applicable, related safeguards.

From the matters communicated with those charged with governance, we determine those matters that were of most significance in the audit of the standalone Ind AS financial statements for the financial year ended March 31, 2022 and are therefore the key audit matters. We describe these matters in our auditor's report unless law or regulation precludes public disclosure about the matter or when, in extremely rare circumstances, we determine that a matter should not be communicated in our report because the adverse consequences of doing so would reasonably be expected to outweigh the public interest benefits of such communication.

Report on Other Legal and Regulatory Requirements

1. As required by the Companies (Auditor's Report) Order, 2020 ("the Order"), issued by the Central Government of India in terms of sub-section (11) of section 143 of the Act, we give in the "Annexure 1" a statement on the matters specified in paragraphs 3 and 4 of the Order.

2. As required by Section 143(3) of the Act, we report that:

   (a) We have sought and obtained all the information and explanations which to the best of our knowledge and belief were necessary for the purposes of our audit;

(b) In our opinion, proper books of account as required by law have been kept by the Company so far as it appears from our examination of those books;

(c) The Balance Sheet, the Statement of Profit and Loss including the Statement of Other Comprehensive Income, the Cash Flow Statement and Statement of Changes in Equity dealt with by this Report are in agreement with the books of account;

(d) In our opinion, the aforesaid standalone Ind AS financial statements comply with the Accounting Standards specified under Section 133 of the Act, read with Companies (Indian Accounting Standards) Rules, 2015, as amended;

(e) The matter described in Emphasis of Matter on CCI Case' paragraph above, in our opinion, may have an adverse effect on the functioning of the Company;

(f) On the basis of the written representations received from the directors as on March 31, 2022 taken on record by the Board of Directors, none of the directors is disqualified as on March 31, 2022 from being appointed as a director in terms of Section 164 (2) of the Act;

(g) With respect to the adequacy of the internal financial controls with reference to these standalone Ind AS financial statements and the operating effectiveness of such controls, refer to our separate Report in "Annexure 2" to this report;

h) In our opinion, the managerial remuneration for the year ended March 31, 2022 has been paid / provided by the Company to its directors in accordance with the provisions of section 197 read with Schedule V to the Act;

(i) With respect to the other matters to be included in the Auditor's Report in accordance with Rule 11 of the Companies (Audit and Auditors) Rules, 2014, as amended in our opinion and to the best of our information and according to the explanations given to us:

i. The Company has disclosed the impact of pending litigations on its financial position in its standalone Ind AS financial statements – Refer Note 36A to the standalone Ind AS financial statements;

ii. The Company did not have any long-term contracts including derivative contracts for which there were any material foreseeable losses;

iii. There has been no delay in transferring amounts, required to be transferred, to the Investor Education and Protection Fund by the Company.

iv. a) The management has represented that, to the best of its knowledge and belief, no funds have been advanced or loaned or invested (either from borrowed funds or share premium or any other sources or kind of funds) by the company to or in any other person(s) or entity(ies), including foreign entities ("Intermediaries"), with the understanding, whether recorded in writing or otherwise, that the Intermediary shall, whether, directly or indirectly lend or invest in other persons or entities identified in any manner whatsoever by or on behalf of the company ("Ultimate Beneficiaries") or provide any guarantee, security or the like on behalf of the Ultimate Beneficiaries;

b) The management has represented that, to the best of its knowledge and belief, no funds have been received by the company from any person(s) or entity(ies), including foreign entities ("Funding Parties"), with the understanding, whether recorded in writing or otherwise, that the company shall, whether, directly or indirectly, lend or invest in other persons or entities identified in any manner whatsoever by or on behalf of the Funding Party ("Ultimate Beneficiaries") or provide any guarantee, security or the like on behalf of the Ultimate Beneficiaries; and

c) Based on such audit procedures that were considered reasonable and appropriate in the circumstances, nothing has come to our notice that has caused us to believe that the representations under sub-clause (a) and (b) contain any material misstatement.

v. The dividend paid during the year by the Company is in compliance with section 123 of the Act.

For S.R. Batliboi & Co. LLP
Chartered Accountants
ICAI Firm Registration Number: 301003E/E300005

per Atul Seksaria
Partner
Membership Number: 086370
UDIN: 22086370AJJBBC5999

Place of Signature: New Delhi
Date: 21 May 2022

Annexure 1 referred to in paragraph under the heading "Report on other legal and regulatory requirements" of our report of even date

Re: J. K. Cement Limited ('the Company')

In terms of the information and explanations sought by us and given by the company and the books of account and records examined by us in the normal course of audit and to the best of our knowledge and belief, we state that:

(i) (a) (A) The Company has maintained proper records showing full particulars, including quantitative details and situation of Property, Plant and Equipment.

(B) The Company has maintained proper records showing full particulars of intangibles assets.

(b) All Property, Plant and Equipment were physically verified by the management in the previous year in accordance with a planned programme of verifying them once in three years which is reasonable having regard to the size of the Company and the nature of its assets.

(c) The title deeds of all the immovable properties (other than properties where the Company is the lessee and the lease agreements are duly executed in favour of the lessee) are held in the name of the Company.

(d) The Company has not revalued its Property, Plant and Equipment (including Right of use assets) or intangible assets during the year ended March 31, 2022.

(e) There are no proceedings initiated or are pending against the Company for holding any benami property under the Prohibition of Benami Property Transactions Act, 1988 and rules made thereunder.

(ii) (a) The inventory has been physically verified by the management during the year except for inventories lying with third parties. In our opinion, the frequency of verification by the management is reasonable and the coverage and procedure for such verification is appropriate. Discrepancies of 10% or more in aggregate for each class of inventory were not noticed in respect of such verification. Inventories lying with third parties amounting to ₹14,554 lacs have been confirmed by them as at March 31, 2022 and discrepancies were not noticed in respect of such confirmations.

(b) According to the information and explanations given to us and on the basis of our examination of the records of the Company, the Company has been sanctioned working capital limits in excess of Rs. five crores in aggregate from banks and financial institutions during the year on the basis of security of current assets of the Company. In our opinion, the quarterly statements filed by the Company with such banks and financial institutions are in agreement with the books of account of the Company.

(iii) (a) During the year the Company has provided loans, advances in the nature of loans, stood guarantee and provided security to companies or any other parties as follows:

	Investment (Rs in lacs)	Guarantees (Rs in lacs)
Aggregate amount granted/ provided during the year		
- Subsidiaries	98,701	Nil
- Associates	417	Nil
- Others	284	Nil
Balance outstanding as at balance sheet date in respect of above cases		
- Subsidiaries	155,359	9,595
- Associates	417	Nil
- Others	702	Nil

(b) During the year the Company has not provided security, granted loan and advances in the nature of loan to companies, firms, Limited Liabilities Partnership or any other parties. Further, during the year the investments made and guarantees provided to companies are not prejudicial to the Company's interest.

(c) The Company has not granted loans and advances in the nature of loans to companies, firms, Limited Liability Partnerships or any other parties. Accordingly, the requirement to report on clause 3(iii)(c), (d), (e) and (f) of the Order are not applicable to the Company.

(iv) There are no loans and security in respect of which provisions of sections 185 and 186 of the Companies Act, 2013 are applicable. Further, investments made and guarantees provided in respect of which provisions of sections 185 and 186 of the Companies Act, 2013 are applicable have been complied with by the Company.

(v) The Company has neither accepted any deposits from the public nor accepted any amounts which are deemed to be deposits within the meaning of sections 73 to 76 of the Companies Act and the rules made thereunder, to the extent applicable.

Accordingly, the requirement to report on clause 3(v) of the Order is not applicable to the Company.

(vi) We have broadly reviewed the books of account maintained by the Company pursuant to the rules made by the Central Government for the maintenance of cost records under section 148(1) of the Companies Act, 2013, related to the manufacture of goods, and are of the opinion that prima facie, the specified accounts and records have been made and maintained. We have not, however, made a detailed examination of the same.

(vii) (a) Undisputed statutory dues including goods and services tax, provident fund, employees' state insurance, income-tax, sales-tax, duty of custom, value added tax, cess and other statutory dues have generally been regularly deposited with the appropriate authorities. According to the information and explanations given to us and based on audit procedures performed by us, no undisputed dues in respect of goods and services tax, provident fund, employees' state insurance, income-tax, service tax, sales-tax, duty of custom, duty of excise, value added tax, cess and other statutory dues which were outstanding, at the year end, for a period of more than six months from the date they became payable.

(vii) (b) The dues of goods and services tax, provident fund, employees' state insurance, income-tax, sales-tax, service tax, duty of custom, duty of excise, value added tax, cess, and other statutory dues have not been deposited on account of any dispute, are as follows:

Name of the statute	Nature of the dues	Amount (Rs. in lacs)*	Period to which Amount relates	Forum where the dispute is pending
The Uttar Pradesh Tax on Entry of Goods into Local Areas Act, 2007	Entry tax	314.28	2005-2006 to 2009-2010	Supreme Court
The Bihar Tax on Entry of Goods into Local Areas for Consumption, Use or Sale Therein Act, 1993	Entry Tax	163.56	2008-2009 to 2015-2016	Appellate Authorities
Central Excise Act, 1944	Excise Duty	419.02	1989-1990	Supreme Court
	Excise Duty	23.97	1999-2000 to 2007- 2008	High court
	Excise Duty	1,864.90	1999-2000 to 2007- 2008	Appellate Authorities
	Excise Duty	137.00	2013-14	Tribunal(s)
Service Tax (Finance Act,1994)	Service Tax	48.56	2005-2006 to 2007- 2008	Tribunal(s)
Finance Act, 2008 (State)	Environment & Health Cess	3323.44	2008-2009 to 2015-2016	High court
Sales tax/value added tax (VAT)	Sales Tax,VAT, interest and Penalty	178.03	2009-2010	Supreme Court
	Sales Tax,VAT, interest and Penalty	9827.14	2013-14 to 2017-18	High court
	Sales Tax,VAT, interest and Penalty	122.28	2012-2013	Tribunal(s)
	Sales Tax,VAT, interest and Penalty	309.62	1991-1992 to 2016-2017	Appellate Authorities
Income Tax Act, 1961	Income Tax	1,087.48	2007-2008 to 2008-2009	High Court
	Income Tax	5,122.47	2018-2019 to 2020-2021	Appellate Authorities

Name of the statute	Nature of the dues	Amount (Rs. in lacs)*	Period to which Amount relates	Forum where the dispute is pending
Rajasthan Finance Act, 2006	Land Tax	1,394.76	2006-2013 2019-2022	High Court
The Mines and Minerals (Development and Regulation) Act, 2011	Special Charges	295.04	2011-12 to 2021-22	High Court
The Mines and Minerals (Development and Regulation) Act, 2015	NMET	47.69	2014- 15 to 2016-17	High Court
Rajasthan Electricity (Duty) Act, 1962	Electricity Duty	711.91	2015-16 to 2020-2021	High Court
Electricity Rules 2005	Electricity duty, water cess and Urban cess	7,117.69	2009-2010 to 2021-2022	High court

* Net of amounts paid under protest/ adjusted against refunds

(viii) The Company has not surrendered or disclosed any transaction, previously unrecorded in the books of account, in the tax assessments under the Income Tax Act, 1961 as income during the year. Accordingly, the requirement to report on clause 3(viii) of the Order is not applicable to the Company.

(ix) (a) The Company has not defaulted in repayment of loans or other borrowings or in the payment of interest thereon to any lender.

(b) The Company has not been declared willful defaulter by any bank or financial institution or government or any government authority.

(c) Term loans were applied for the purpose for which the loans were obtained.

(d) On an overall examination of the financial statements of the Company, no funds raised on short-term basis have been used for long-term purposes by the Company.

(e) On an overall examination of the financial statements of the Company, the Company has not taken any funds from any entity or person on account of or to meet the obligations of its subsidiaries and associates.

(f) The Company has not raised loans during the year on the pledge of securities held in its subsidiaries and associate companies. Hence, the requirement to report on clause (ix)(f) of the Order is not applicable to the Company.

(x) (a) The Company has not raised any money during the year by way of initial public offer, further public offer (including debt instruments) hence, the requirement to report on clause 3(x)(a) of the Order is not applicable to the Company.

(b) The Company has not made any preferential allotment or private placement of shares fully or partially or optionally convertible debentures during the year under audit and hence, the requirement to report on clause 3(x)(b) of the Order is not applicable to the Company.

(xi) (a) No fraud by the Company or no material fraud on the Company has been noticed or reported during the year.

(b) During the year, no report under sub-section (12) of section 143 of the Companies Act, 2013 has been filed by cost auditor/ secretarial auditor or by us in Form ADT – 4 as prescribed under Rule 13 of Companies (Audit and Auditors) Rules, 2014 with the Central Government.

(c) As represented to us by the management, there are no whistle blower complaints received by the Company during the year.

(xii) The Company is not a nidhi Company as per the provisions of the Companies Act, 2013.Therefore requirement to report on clause 3(xii)(a)(b)(c) of the Order are not applicable to the Company.

(xiii) Transactions with the related parties are in compliance with sections 177 and 188 of Companies Act, 2013 where applicable and the details have been disclosed in the notes to the financial statements, as required by the applicable accounting standards.

(xiv) (a) The Company has an internal audit system commensurate with the size and nature of its business.

(xiv) (b) The internal audit reports of the Company issued till the date of the audit report, for the period under audit have been considered by us.

(xv) The Company has not entered into any non-cash transactions with its directors or persons connected with its directors and hence requirement to report on clause 3(xv) of the Order is not applicable to the Company.

(xvi) (a) The provisions of section 45-IA of the Reserve Bank of India Act, 1934 (2 of1934) are not applicable to the Company. Accordingly, the requirement to report on clause (xvi)(a) of the Order is not applicable to the Company.

(b) The Company is not engaged in any Non-Banking Financial or Housing Finance activities. Accordingly, the requirement to report on clause (xvi)(b) of the Order is not applicable to the Company.

(c) The Company is not a Core Investment Company as defined in the regulations made by Reserve Bank of India. Accordingly, the requirement to report on clause (xvi)(b) of the Order is not applicable to the Company.

(d) There are no other Companies part of the Group, hence, the requirement to report on clause 3(xvi)(d) of the Order is not applicable to the Company.

(xvii) The Company has not incurred cash losses in the current financial year.

(xviii) There has been no resignation of the statutory auditors during the year and accordingly requirement to report on Clause 3(xviii) of the Order is not applicable to the Company.

(xix) On the basis of the financial ratios disclosed in note 43 to the financial statements, ageing and expected dates of realization of financial assets and payment of financial liabilities, other information accompanying the financial statements, our knowledge of the Board of Directors and management plans and based on our examination of the evidence supporting the assumptions, nothing has come to our attention, which causes us to believe that any material uncertainty exists as on the date of the audit report that Company is not capable of meeting its liabilities existing at the date of balance sheet as and when they fall due within a period of one year from the balance sheet date. We, however, state that this is not an assurance as to the future viability of the Company. We further state that our reporting is based on the facts up to the date of the audit report and we neither give any guarantee nor any assurance that all liabilities falling due within a period of one year from the balance sheet date, will get discharged by the Company as and when they fall due.

(xx) (a) In respect of other than ongoing projects, there are no unspent amounts that are required to be transferred to a fund specified in Schedule VII of the Companies Act (the Act), in compliance with second proviso to sub section 5 of section 135 of the Act. This matter has been disclosed in note 44 to the financial statements.

(b) There are no unspent amounts in respect of ongoing projects, that are required to be transferred to a special account in compliance of provision of sub section (6) of section 135 of Companies Act. This matter has been disclosed in note to 44 the financial statements.

(xxi) There are no qualifications or adverse remarks by the respective auditors in the Companies (Auditors Report) Order (CARO) reports of the companies included in the consolidated financial statements. Accordingly, the requirement to report on clause 3(xxi) of the Order is not applicable to the Holding Company.

For S.R. Batliboi & Co. LLP
Chartered Accountants
ICAI Firm Registration Number: 301003E/E300005

per Atul Seksaria
Partner
Membership Number: 086370
UDIN: 22086370AJJBBC5999

Place of Signature: New Delhi
Date: 21 May 2022

Annexure 2 to the Independent Auditor's Report of even date on the Standalone Ind AS Financial Statements of J. K. Cement Limted

Report on the Internal Financial Controls under Clause (i) of Sub-section 3 of Section 143 of the Companies Act, 2013 ("the Act")

We have audited the internal financial controls over financial reporting of J. K. Cement Limited ("the Company") as of 31 March 2022 in conjunction with our audit of the standalone Ind AS financial statements of the Company for the year ended on that date.

Management's Responsibility for Internal Financial Controls

The Company's Management is responsible for establishing and maintaining internal financial controls based on the internal control over financial reporting criteria established by the Company considering the essential components of internal control stated in the Guidance Note on Audit of Internal Financial Controls Over Financial Reporting issued by the Institute of Chartered Accountants of India. These responsibilities include the design, implementation and maintenance of adequate internal financial controls that were operating effectively for ensuring the orderly and efficient conduct of its business, including adherence to the Company's policies, the safeguarding of its assets, the prevention and detection of frauds and errors, the accuracy and completeness of the accounting records, and the timely preparation of reliable financial information, as required under the Companies Act, 2013.

Auditor's Responsibility

Our responsibility is to express an opinion on the Company's internal financial controls over financial reporting with reference to these standalone IND AS financial statements based on our audit. We conducted our audit in accordance with the Guidance Note on Audit of Internal Financial Controls Over Financial Reporting (the "Guidance Note") and the Standards on Auditing as specified under section 143(10) of the Companies Act, 2013, to the extent applicable to an audit of internal financial controls and, both issued by the Institute of Chartered Accountants of India. Those Standards and the Guidance Note require that we comply with ethical requirements and plan and perform the audit to obtain reasonable assurance about whether adequate internal financial controls over financial reporting with reference to these standalone Ind AS financial statements was established and maintained and if such controls operated effectively in all material respects.

Our audit involves performing procedures to obtain audit evidence about the adequacy of the internal financial controls over financial reporting with reference to these standalone Ind AS financial statements and their operating effectiveness. Our audit of internal financial controls over financial reporting included obtaining an understanding of internal financial controls over financial reporting with reference to these standalone Ind AS financial statements, assessing the risk that a material weakness exists, and testing and evaluating the design and operating effectiveness of internal control based on the assessed risk. The procedures selected depend on the auditor's judgement, including the assessment of the risks of material misstatement of the standalone Ind AS financial statements, whether due to fraud or error.

We believe that the audit evidence we have obtained is sufficient and appropriate to provide a basis for our audit opinion on the internal financial controls over financial reporting with reference to these standalone Ind AS financial statements.

Meaning of Internal Financial Controls Over Financial Reporting with Reference to these Standalone Ind AS Financial Statements

A company's internal financial control over financial reporting with reference to these standalone Ind AS financial statements is a process designed to provide reasonable assurance regarding the reliability of financial reporting and the preparation of financial statements for external purposes in accordance with generally accepted accounting principles. A company's internal financial control over financial reporting with reference to these standalone Ind AS financial statements includes those policies and procedures that (1) pertain to the maintenance of records that, in reasonable detail, accurately and fairly reflect the transactions and dispositions of the assets of the company; (2) provide reasonable assurance that transactions are recorded as necessary to permit preparation of financial statements in accordance with generally accepted accounting principles, and that receipts and expenditures of the company are being made only in accordance with authorisations of management and directors of the company; and (3) provide reasonable assurance regarding prevention or timely detection of unauthorised acquisition, use, or disposition of the company's assets that could have a material effect on the financial statements.

Inherent Limitations of Internal Financial Controls Over Financial Reporting with Reference to these Standalone Ind AS Financial Statements

Because of the inherent limitations of internal financial controls over financial reporting with reference to these standalone Ind AS financial statements, including the possibility of collusion or improper management override of controls, material misstatements due to error or fraud may occur and not be detected. Also, projections of any evaluation of the internal financial controls over financial reporting with reference to these standalone Ind AS financial statements to future periods are subject to the risk that the internal financial control over financial reporting with reference to these standalone IND AS financial statements may become inadequate because of changes in conditions, or that the degree of compliance with the policies or procedures may deteriorate.

Opinion

In our opinion, the Company has, in all material respects, adequate internal financial controls over financial reporting with reference to these standalone Ind AS financial statements and such internal financial controls over financial reporting with reference to these standalone Ind AS financial statements were operating effectively as at 31 March 2022, based on the internal control over financial reporting criteria established by the Company considering the essential components of internal control stated in the Guidance Note on Audit of Internal Financial Controls Over Financial Reporting issued by the Institute of Chartered Accountants of India.

For S.R. Batliboi & Co. LLP
Chartered Accountants
ICAI Firm Registration Number: 301003E/E300005

per Atul Seksaria
Partner
Membership Number: 086370
UDIN: 22086370AJJBBC5999

Place of Signature: New Delhi
Date: 21 May 2022

Standalone Balance Sheet

as at 31 March 2022

(₹ in lacs)

	Notes	As at 31 March 2022	As at 31 March 2021
ASSETS			
Non-current assets			
Property, plant and equipment	2	5,15,875.40	4,63,115.32
Capital work-in-progress	2	7,103.33	48,852.54
Intangible assets	3	2,738.84	2,789.50
Right-of-use assets	3(i)	18,155.77	14,986.55
Financial assets:			
(i) Investments	4	1,54,007.39	71,875.49
(ii) Other financial assets	5	10,310.00	8,876.12
Other non-current assets	6	7,898.46	8,789.93
Total non-current assets		**7,16,089.19**	**6,19,285.45**
Current assets			
Inventories	7	1,11,357.33	68,666.18
Financial assets:			
(i) Investments	8	20,469.50	8,824.97
(ii) Trade receivables	9	39,779.05	31,608.92
(iii) Cash and cash equivalent	10	6,442.56	8,385.87
(iv) Bank balances other than (iii) above	11	21,817.32	1,07,791.75
(v) Other financial assets	12	90,252.21	55,566.36
Current tax assets (net)	13	1,554.18	-
Other current assets	14	26,464.25	16,763.37
Total current assets		**3,18,136.40**	**2,97,607.42**
Total assets		**10,34,225.59**	**9,16,892.87**
EQUITY AND LIABILITIES			
Equity			
Equity share capital	15	7,726.83	7,726.83
Other equity	16	4,17,440.12	3,65,582.03
Total equity		**4,25,166.95**	**3,73,308.86**
Liabilities			
Non-current liabilities			
Financial liabilities:			
(i) Borrowings	17	2,47,551.28	2,67,197.34
(ii) Lease liabilities	17d	3,191.51	1,343.37
(iii) Other financial liabilities	18	35,837.82	31,077.40
Provisions	19	4,705.51	4,191.53
Deferred tax liabilities (net)	20	73,848.22	59,394.24
Other non-current liabilities	21	11,141.28	7,820.63
Total non-current liabilities		**3,76,275.62**	**3,71,024.51**
Current liabilities			
Financial liabilities:			
(i) Borrowings	22	75,188.07	30,845.51
(ii) Lease liabilities	22a	742.80	519.14
(iii) Trade payables			
(a) Total outstanding dues of micro enterprises and small enterprises	23	6,544.39	6,166.70
(b) Total outstanding dues of creditors other than micro enterprises and small enterprises	23	60,370.58	48,828.56
(iv) Other financial liabilities	24	21,905.85	21,545.73
Other current liabilities	25	60,017.63	55,254.14
Provisions	26	8,013.70	8,472.10
Current tax liability (net)		-	927.62
Total current liabilities		**2,32,783.02**	**1,72,559.50**
Total liabilities		**6,09,058.64**	**5,43,584.01**
Total equity and liabilities		**10,34,225.59**	**9,16,892.87**
Significant Accounting Policies	1		

The accompanying notes are an integral part of the financial statements.

As per our report of even date.
For **S.R. Batliboi & Co. LLP**
Chartered Accountants
ICAI Firm Regn. No. 301003E/E300005

per **Atul Seksaria**
Partner
Membership No: 086370

Place: New Delhi
Dated: 21 May 2022

For and on behalf of the Board of Directors of
J. K. Cement Limited

Dr. Krishna Behari Agarwal
Director
DIN: 00339934

A.K. Saraogi
Dy Managing Director and CFO
DIN: 00130805

Shambhu Singh
Company Secretary
Membership No: F5836

Sushila Devi Singhania
Chairperson
DIN: 00142549

Dr. Raghavpat Singhania
Managing Director
DIN: 02426556

Madhavkrishna Singhania
Dy Managing Director and CEO
DIN: 07022433

Standalone Statement of Profit and Loss

for the year ended 31 March 2022

(₹ in lacs)

	Notes	For the year ended 31 March 2022	For the year ended 31 March 2021
Income			
Revenue from operations	27	7,67,858.40	6,32,827.88
Other income	28	14,279.60	11,335.70
Total income (I)		**7,82,138.00**	**6,44,163.58**
Expenses			
Cost of materials consumed	29	1,15,538.58	96,757.96
Purchase of traded goods		13,462.71	6,640.20
Changes in inventories of finished goods, work-in-progress and traded goods	30	(1,904.02)	1,947.29
Employee benefit expense	31	50,417.39	41,213.84
Finance costs	32	24,931.78	22,316.20
Depreciation and amortization expense	33	28,201.96	24,467.71
Power and fuel		1,57,187.21	1,10,620.15
Freight and forwarding		1,56,203.56	1,23,983.15
Other expenses	34	1,28,745.26	1,00,275.93
Total Expenses (II)		**6,72,784.43**	**5,28,222.43**
Profit before exceptional items & tax expense (I) - (II)		**1,09,353.57**	**1,15,941.15**
Exceptional Items	46	13,000.00	16,686.50
Profit before tax		**96,353.57**	**99,254.65**
Tax expense			
Current tax		25,699.70	30,755.78
Deferred tax charge	20	9,006.92	6,013.23
Earlier years tax adjustments		(1,420.77)	2,203.06
Total tax expense		**33,285.85**	**38,972.07**
Profit for the year (III)		**63,067.72**	**60,282.58**
Other comprehensive income			
Items that will not be reclassified to profit or loss			
Remeasurement gains on defined benefit plans		585.05	209.77
Income tax relating to remeasurement of defined benefit plans		(204.44)	(73.30)
Other comprehensive income for the year (IV)		**380.61**	**136.47**
Total comprehensive income for the year (III + IV)		**63,448.33**	**60,419.05**
Earnings per equity share (Face value of ₹10 each)	35		
Basic (in ₹)		81.62	78.02
Diluted (in ₹)		81.62	78.02
Significant Accounting Policies	1		

The accompanying notes are an integral part of the financial statements.

As per our report of even date.
For **S.R. Batliboi & Co. LLP**
Chartered Accountants
ICAI Firm Regn. No. 301003E/E300005

per **Atul Seksaria**
Partner
Membership No: 086370

Place: New Delhi
Dated: 21 May 2022

For and on behalf of the Board of Directors of
J. K. Cement Limited

Dr. Krishna Behari Agarwal
Director
DIN: 00339934

A.K. Saraogi
Dy Managing Director and CFO
DIN: 00130805

Shambhu Singh
Company Secretary
Membership No: F5836

Sushila Devi Singhania
Chairperson
DIN: 00142549

Dr. Raghavpat Singhania
Managing Director
DIN: 02426556

Madhavkrishna Singhania
Dy Managing Director and CEO
DIN: 07022433

Standalone Statement of Changes in Equity

for the year ended 31 March 2022

(₹ in lacs)

(a) Equity share capital

	As at 31 March 2022	As at 31 March 2021
Balance at the beginning of the year (77,268,251 Equity shares (31 March 2021: 77,268,251) of ₹10 each issued, subscribed and fully paid)	7,726.83	7,726.83
Changes in equity share capital during the year	-	-
Balance at the end of the year (77,268,251 Equity shares (31 March 2021:77,268,251) of ₹10 each issued, subscribed and fully paid)	**7,726.83**	**7,726.83**

(b) Other equity

	Reserves and Surplus				
	Securities premium	Debenture redemption reserve	General reserve	Retained earnings (including Other Comprehensive Income)	Total
Balance as at 01 April 2020	**75,679.66**	**8,011.80**	**1,00,325.02**	**1,21,146.50**	**3,05,162.98**
Profit for the year	-	-	-	60,282.58	60,282.58
Other comprehensive income for the year	-	-	-	136.47	136.47
Total comprehensive income for the year	**-**	**-**	**-**	**60,419.05**	**60,419.05**
Transfer (to)/from general reserve	-	-	10,000.00	(10,000.00)	-
Transfer (to)/from debenture redemption reserve	-	(3,289.40)	-	3,289.40	-
Balance as at 31 March 2021	**75,679.66**	**4,722.40**	**1,10,325.02**	**1,74,854.95**	**3,65,582.03**
Profit for the year	-	-	-	63,067.72	63,067.72
Other comprehensive income for the year	-	-	-	380.61	380.61
Total comprehensive income for the year	**-**	**-**	**-**	**63,448.33**	**63,448.33**
Adjustment during the year					
Transfer (to)/from general reserve	-	-	20,000.00	(20,000.00)	-
Transfer (to)/from debenture redemption reserve	-	(1,357.70)	-	1,357.70	-
Dividend paid	-	-	-	(11,590.24)	(11,590.24)
Balance as at 31 March 2022	**75,679.66**	**3,364.70**	**1,30,325.02**	**2,08,070.74**	**4,17,440.12**

Significant Accounting Policies 1

The accompanying notes are an integral part of the financial statements.

As per our report of even date.
For **S.R. Batliboi & Co. LLP**
Chartered Accountants
ICAI Firm Regn. No. 301003E/E300005

per **Atul Seksaria**
Partner
Membership No: 086370

Place: New Delhi
Dated: 21 May 2022

For and on behalf of the Board of Directors of
J. K. Cement Limited

Dr. Krishna Behari Agarwal
Director
DIN: 00339934

Sushila Devi Singhania
Chairperson
DIN: 00142549

A.K. Saraogi
Dy Managing Director and CFO
DIN: 00130805

Dr. Raghavpat Singhania
Managing Director
DIN: 02426556

Shambhu Singh
Company Secretary
Membership No: F5836

Madhavkrishna Singhania
Dy Managing Director and CEO
DIN: 07022433

Standalone Statement of Cash flow

for the year ended 31 March 2022

(₹ in lacs)

		For the year ended 31 March 2022	For the year ended 31 March 2021
A.	**Cash Flow from Operating Activities**		
	Net Profit before tax	96,353.57	99,254.65
	Adjustment for :-		
	Depreciation & amortization expenses	28,201.96	24,467.71
	Net loss on the sale of property, plant & equipment/ Impairment	2,991.14	4,565.08
	Diminution in the value of investment in subsidiary	13,000.00	16,686.50
	Interest paid	24,566.13	22,065.30
	Interest received	(7,561.39)	(8,299.32)
	Debtors & Advances written off	6.00	325.00
	Expected Credit loss for trade receivables/advances	-	120.26
	Net fair value gain on financial assets measured at fair value through profit or loss	(49.44)	(218.93)
	Provisions/Other non cash adjustment	(5,291.28)	(1,633.89)
	Exchange difference	(416.45)	(582.25)
	Mines restoration charges	623.10	124.81
	Operating Profit Before Working Capital Changes	**1,52,423.34**	**1,56,874.92**
	Working capital adjustments :-		
	Increase in trade payables	12,337.76	10,313.87
	Increase in other financial liabilities	9,232.77	7,626.19
	Increase in other liabilities	10,814.85	20,116.14
	Increase / (Decrease) in provisions	2,373.65	(1,625.89)
	(Increase) in Inventories	(42,691.15)	(5,949.61)
	(Increase) in trade receivables	(8,177.73)	(9,709.44)
	(Increase) in other financial assets	(3,520.40)	(1,620.48)
	(Increase)/Decrease in other assets	(10,555.83)	487.83
	Cash Generated From Operations	**1,22,237.27**	**1,76,513.53**
	Less : Income tax paid (inclusive of tax deducted at source)	(21,313.67)	(19,591.04)
	Net Cash flow From operating activities	**1,00,923.60**	**1,56,922.49**
B.	**Cash Used in Investing Activities**		
	Proceed from maturity of fixed deposit	1,56,714.83	99,067.43
	Investment in Fixed Deposits	(1,04,710.85)	(1,55,895.50)
	Acquisition/Purchase of property, plant & equipment	(47,392.40)	(62,356.67)
	Sale of property, plant & equipment	2,624.62	867.40
	Net Investments in Subsidiaries/Associate	(86,117.87)	(15,507.72)
	Investment in equity, mutual funds & bonds other than in Subsidiaries/Associate	(50,783.61)	(71,744.43)
	Sale of Investment	29,882.99	46,638.70
	Interest received	9,224.01	7,412.41
	Net Cash Used In Investing Activities	**(90,558.28)**	**(1,51,518.38)**

Standalone Statement of Cash flow

for the year ended 31 March 2022

(₹ in lacs)

		For the year ended 31 March 2022	For the year ended 31 March 2021
C.	**Cash used in Financing Activities***		
	Proceeds from long term borrowings	15,500.00	58,500.00
	Repayment of long term borrowings	(18,948.99)	(34,672.82)
	Proceeds/(Repayment) of short term borrowings	24,759.03	(2,375.60)
	Proceeds of VAT Loans	3,403.98	744.63
	Repayment of deferred sales Tax	(959.66)	(231.01)
	Proceeds from vehicle loans	942.14	60.24
	Payment towards principal portion of lease liability	(793.02)	(513.24)
	Interest paid on lease liability	(154.68)	(137.16)
	Interest Paid	(24,495.39)	(21,973.49)
	Dividend paid	(11,590.24)	(32.97)
	Unpaid dividends	28.20	-
	Net Cash (Used in)/ From Financing Activities	**(12,308.63)**	**(631.42)**
	Net Increase/(Decrease) in Cash and Cash Equivalent (A+B+C)	**(1,943.31)**	**4,772.69**
	Cash and Cash Equivalent at the beginning of the year (note 10)	8,385.87	3,613.18
	Cash and Cash Equivalent at the end of the year (note 10)	6,442.56	8,385.87
		(1,943.31)	**4,772.69**

* Refer note 17c for change in financing activity.

Notes :

Cash and cash equivalent includes cash in hand and bank balances including Fixed Deposits below 3 months.

Significant Accounting Policies 1

The accompanying notes are an integral part of the financial statements.

As per our report of even date.
For **S.R. Batliboi & Co. LLP**
Chartered Accountants
ICAI Firm Regn. No. 301003E/E300005

per **Atul Seksaria**
Partner
Membership No: 086370

Place: New Delhi
Dated: 21 May 2022

For and on behalf of the Board of Directors of
J. K. Cement Limited

Dr. Krishna Behari Agarwal
Director
DIN: 00339934

Sushila Devi Singhania
Chairperson
DIN: 00142549

A.K. Saraogi
Dy Managing Director and CFO
DIN: 00130805

Dr. Raghavpat Singhania
Managing Director
DIN: 02426556

Shambhu Singh
Company Secretary
Membership No: F5836

Madhavkrishna Singhania
Dy Managing Director and CEO
DIN: 07022433

Notes

to the Standalone financial statements for the year ended 31 March 2022

1. Corporate Information

I. Reporting Entity

J. K. Cement Limited ("J. K. Cement Limited" or "the Company") is a public limited company domiciled in India and has its registered office at Kamla Tower, Kanpur, Uttar Pradesh – 208 001. J. K. Cement Limited's equity shares are listed on National Stock Exchange and Bombay Stock Exchange in India. The Company is engaged in the manufacturing and selling of Cement and Cement related products.

II. Significant Accounting Policies

The Company has consistently applied the following accounting policies to all periods presented in the financial statements.

1. Basis of preparation

The financial statements of the Company have been prepared in accordance with Indian Accounting Standards (Ind-AS) notified under the Companies (Indian Accounting Standards) Rules, 2015 (as amended from time to time) and presentation requirements of Division II of Schedule III to the Companies Act, 2013 (Ind AS compliant Schedule III).

These are Company's separate financial statements.

These financial statements were authorised for issue by the Board of Directors on 21.05.2022.

2. Basis of measurement

The financial statements have been prepared on a historical cost basis except the following assets and liabilities which are measured on fair value basis:

- Certain financial assets and liabilities that is measured at fair value (Refer note 40).
- Defined benefit liability/(assets): fair value of plan assets less present value of defined benefit obligation (Refer note 38).

3. Functional and presentation currency

These financial statements are presented in Indian National Rupee ('INR'), which is the Company's functional currency. All amounts have been rounded to the nearest lacs up to two decimal places, except when otherwise indicated.

4. Use of judgements and estimates

The preparation of the financial statements requires management to make judgements, estimates and assumptions that affect the reported amounts of assets, liabilities, income, expenses, and the accompanying disclosures, and the disclosure of contingent assets and liabilities. Uncertainty about these assumptions and estimates could result in outcomes that require a material adjustment to the carrying amount of assets or liabilities affected in future periods.

Estimates and underlying assumptions are reviewed on an ongoing basis. Revisions to estimates are recognised prospectively.

A. Judgements

Information about the judgements made in applying accounting policies that have the most significant effects on the amounts recognised in the financial statements have been given below:

- Provision and contingencies

The assessment undertaken in the recognizing provision and contingencies have been made in accordance with Ind AS 37, 'Provisions, contingent liabilities and contingent assets'. The evaluation of the likelihood of the contingent events has required best judgement by management regarding the probability of exposure to potential loss.

Critical judgements

The Company's contracts with customers include promises to transfer goods to the customers. Judgement is required to determine the transaction price for the contract. The transaction price could be either a fixed amount of customer consideration or variable consideration with elements such as schemes, incentives, cash discounts, etc. The estimated amount of variable consideration is adjusted in the transaction price only to the extent that it is highly probable that a significant reversal in the amount of cumulative revenue recognised will not occur and is reassessed at the end of each reporting period.

Costs to obtain a contract are generally expensed as incurred. The assessment of this criteria requires the application of judgement, in particular when considering if costs generate or enhance resources to be used to satisfy future performance obligations and whether costs are expected to be recovered.

B. Assumptions and estimation uncertainties

The key assumptions concerning the future and other key sources of estimation uncertainty at the reporting date, that have a significant risk of causing a material adjustment to the carrying amounts of assets and liabilities within the next financial year, are described below, the company based its assumptions and estimates on parameters available when the financial statements were

Notes

to the Standalone financial statements for the year ended 31 March 2022

prepared. Existing circumstances and assumptions about future development, however, may change due to market change or circumstances arising that are beyond the control of the company. Such changes are reflected in the assumptions when they occurred.

Taxes:

Deferred tax assets are recognized for unused tax losses to the extent that it is probable that taxable profit will be available against which the losses can be utilized. Significant management judgement is required to determine the amount of deferred tax assets that can be recognized, based upon the likely timing and the level of future taxable profits together with tax planning strategy.

Useful lives of property, plant and equipment

The estimated useful lives of property, plant and equipment are based on a number of factors including the effects of obsolescence, demand, competition, internal assessment of user experience and other economic factors (such as the stability of the industry, and known technological advances) and the level of maintenance expenditure required to obtain the expected future cash flows from the asset. The Company reviews the useful life of property, plant and equipment at the end of each reporting date.

Determining the lease term of contracts with renewal and termination options

The Company determines the lease term as the non-cancellable term of the lease, together with any periods covered by an option to extend the lease if it is reasonably certain to be exercised, or any periods covered by an option to terminate the lease, if it is reasonably certain not to be exercised.

The Company has several lease contracts that include extension and termination options. The Company applies judgement in evaluating whether it is reasonably certain whether or not to exercise the option to renew or terminate the lease. That is, it considers all relevant factors that create an economic incentive for it to exercise either the renewal or termination. After the commencement date, the Company reassesses the lease term if there is a significant event or change in circumstances that is within its control and affects its ability to exercise or not to exercise the option to renew or to terminate.

Leases - Estimating the incremental borrowing rate

The Company cannot readily determine the interest rate implicit in the lease, therefore, it uses its incremental borrowing rate (IBR) to measure lease liabilities. The IBR is the rate of interest that the Company would have to pay to borrow over a similar term, and with a similar security, the funds necessary to obtain an asset of a similar value to the right-of-use asset in a similar economic environment. The IBR therefore reflects what the Company 'would have to pay', which requires estimation when no observable rates are available or when they need to be adjusted to reflect the terms and conditions of the lease. The Company estimates the IBR using observable inputs (such as market interest rates) when available and is required to make certain entity-specific estimates.

Post-retirement benefit plans

Employee benefit obligations (gratuity obligations) are determined using actuarial valuation. An actuarial valuation involves making various assumptions that may differ from actual developments in the future. These include the determination of the discount rates, future salary increases and Mortality rates. Due to the complexities involved in the valuation and its long term natures, a defined benefit obligation is highly sensitive to changes in these assumptions. All assumptions are reviewed at each reporting date.

Fair value measurement of financial instruments

The fair value of financial assets and financial liabilities recorded in the balance sheet in respect of which quoted prices in active markets are available and measured using valuation techniques. The inputs to these models are taken from observable markets where possible, but where this is not feasible, a degree of judgement is required in establishing fair values. Judgements include considerations of inputs such as liquidity risk, credit risk and volatility. Changes in assumptions about these factors could affect the reported fair value of financial instruments.

5. Classification of Assets and Liabilities as Current and Non-Current

The Company presents assets and liabilities in the balance sheet based on current/ non-current classification. An asset is treated as current when it is:

- Expected to be realised or intended to be sold or consumed in normal operating cycle.
- Held primarily for the purpose of trading
- Expected to be realised within twelve months after the reporting period, or
- Cash and cash equivalent unless restricted from being exchanged or used to settle a liability for at least twelve months after the reporting period.

All other assets are classified as non-current.

A liability is treated as current when:

- It is expected to be settled in normal operating cycle.
- It is held primarily for the purpose of trading
- It is due to be settled within twelve months after the reporting period, or
- There is no unconditional right to defer the settlement of the liability for at least twelve months after the reporting period.

All other liabilities are classified as non-current.

Deferred tax assets and liabilities are classified as non current assets and liabilities

The operating cycle is the time between the acquisition of the assets for processing and their realisation in cash and cash equivalents. The Company has identified twelve months as its operating cycle.

6. Property, plant and equipment

Recognition and measurement

Items of property, plant and equipment are stated at cost less accumulated depreciation and accumulated impairment loss, if any. The cost of assets comprises of purchase price and directly attributable cost of bringing the assets to working condition for its intended use including borrowing cost and incidental expenditure during construction incurred up to the date when the assets are ready to use. Capital work in progress includes cost of assets at sites, construction expenditure and interest on the funds deployed.

If significant parts of an item of property, plant and equipment have different useful lives, then they are accounted for as a separate items (major components) of property, plant and equipment.

Items such as spare parts, stand-by equipment and servicing equipment are recognized as property, plant and equipment when they meet the definition of property, plant and equipment. Otherwise, such items are classified as inventory

Any gain/ (loss) on disposal of property, plant and equipment is recognised in statement of profit and loss.

Subsequent Measurement

Subsequent expenditure is capitalised only if it is probable that the future economic benefits associated with the expenditure will flow to the Company.

Expenditure during construction period:

Expenditure/Income during construction period (including financing cost related to borrowed funds for construction or acquisition of qualifying PPE) is included under Capital Work-in-Progress, and the same is allocated to the respective PPE on the completion of their construction. Advances given towards acquisition or construction of PPE outstanding at each reporting date are disclosed as capital advances under "Other non-current assets".

Depreciation

Depreciation on Property, plant and equipment (PPE) is calculated using the straight-line method (SLM) to allocate their cost, net of their residual values, over their estimated useful lives (determined by the management based on technical estimates). The assets residual values and useful lives are reviewed and adjusted if appropriate, at the end of each reporting period.

Tangible Assets	Useful Life (In years)
Factory building (including roads)	03-30 Years
Non factory building (including roads)	05-60 Years
Plant and machinery	05-40 Years
Vehicles	08 Years
Furniture and fixtures	10 Years
Office equipment	05 Years
Railway slidings	15 Years

The useful lives of certain plant and machineries have been considered lower / higher than 15 years. These lives are lower / higher those indicated in schedule II of Companies Act, 2013.

Freehold Mining Land is depleted according to the 'unit of production' method by reference to the ratio of extraction of limestone in the year to the related reserves of limestone.

Limestone reserves are estimated by the management based on the internal best estimates or independent expert's valuation as considered

Notes

to the Standalone financial statements for the year ended 31 March 2022

appropriate. These estimates are reviewed at least annually.

The management believes that the estimated useful lives are realistic and reflect approximation of the period over which the assets are likely to be used.

7. Intangible assets

Intangible Assets are stated at cost less accumulated amortization and impairment loss, if any. Intangible assets are amortized on straight line method basis over the estimated useful life. Estimated useful life of the Software is considered as 3 years.

Subsequent expenditure is capitalised only if it is probable that the future economic benefits associated with the expenditure will flow to the company.

Amortisation methods, useful lives and residual values are reviewed in each financial year end and changes, if any, are accounted for prospectively.

Amortisation of Mining rights over the period or respective Mining Agreement

Amortisation of Mining Reserve: On the basis of material extraction (proportion of material extracted per annum to total mining reserve)

8. Financial instruments

A financial instrument is any contract that gives rise to asset of one entity and a financial liability or equity instrument of another entity. Financial instruments also include derivative contracts such as foreign currency forward contracts, cross currency interest rate swaps, interest rate swaps and currency options; and embedded derivatives in the host contract.

Financial Assets

Initial recognition and measurement

All financial assets are recognised initially at fair value plus, in the case of financial assets not recorded at fair value through profit or loss, transaction costs that are attributable to the acquisition of the financial asset.

Purchases or sales of financial assets that require delivery of assets within a time frame established by regulation or convention in the market place (regular way trades) are recognized on the trade date, i.e., the date that the company commits to purchase or sell the asset.

Classifications

The Company classifies its financial assets as subsequently measured at either amortised cost or fair value through other comprehensive income (FVOCI) or fair value through Profit and Loss Account (FVTPL) on the basis of either

Company's business model for managing the financial assets or

Contractual cash flow characteristics of the financial assets.

Business model assessment

The company makes an assessment of the objective of a business model in which an asset is held at an instrument level because this best reflects the way the business is managed and information is provided to management.

Debt instruments at amortised cost

A financial asset is measured at amortised cost only if both of the following conditions are met:

- It is held within a business model whose objective is to hold assets in order to collect contractual cash flows.
- The contractual terms of the financial asset represent contractual cash flows that are solely payments of principal and interest.

After initial measurement, such financial assets are subsequently measured at amortised cost using the Effective Interest Rate ('EIR') method. Amortised cost is calculated by taking into account any discount or premium on acquisition and fees or costs that are an integral part of the EIR. The EIR amortisation is included as finance income in the profit or loss. The losses arising from impairment are recognised in the profit or loss.

Debt instrument at fair value through Other Comprehensive Income (FVOCI)

Debt instruments with contractual cash flow characteristics that are solely payments of principal and interest and held in a business model whose objective is achieved by both collecting contractual cash flows and selling financial assets are classified to be measured at FVOCI.

Debt instrument at fair value through profit and loss (FVTPL)

Any debt instrument, which does not meet the criteria for categorization as at amortized cost or as FVOCI, is classified as at FVTPL.

Notes

to the Standalone financial statements for the year ended 31 March 2022

In addition, the company may elect to classify a debt instrument, which otherwise meets amortized cost or FVOCI criteria, as at FVTPL. However, such election is allowed only if doing so reduces or eliminates a measurement or recognition inconsistency (referred to as 'accounting mismatch').

Debt instruments included within the FVTPL category are measured at fair value with all changes recognized in the profit and loss.

Equity Instruments

All equity instruments in scope of Ind AS 109 are measured at fair value and all changes in fair value are recorded in FVTPL. On initial recognition an equity investment that is not held for trading, the Company may irrevocably elect to present subsequent changes in fair value in OCI and fair value changes on the instrument, excluding dividends, are recognized in the OCI. There is no recycling of the amounts from OCI to statement of profit and loss, even on sale of investment. However, the Company may transfer the cumulative gain or loss within equity. This election is made on an investment-by-investment basis.

All other Financial Instruments are classified as measured at FVTPL.

Derecognition of financial assets

A financial asset (or, where applicable, a part of a financial asset or part of a group of similar financial assets) is primarily derecognised (i.e. removed from the company's balance sheet) when:

- The rights to receive cash flows from the asset have expired, or
- The company has transferred its rights to receive cash flows from the asset or has assumed an obligation to pay the received cash flows in full without material delay to a third party under a 'pass-through' arrangement; and either (a) the company has transferred substantially all the risks and rewards of the asset, or (b) the company has neither transferred nor retained substantially all the risks and rewards of the asset, but has transferred control of the asset.

When the company has transferred its rights to receive cash flows from an asset or has entered into a pass-through arrangement, it evaluates if and to what extent it has retained the risks and rewards of ownership. When it has neither transferred nor retained substantially all of the risks and rewards of the asset, nor transferred control of the asset, the company continues to recognize the transferred asset to the extent of the company's continuing involvement. In that case, the company also recognizes an associated liability. The transferred asset and the associated liability are measured on a basis that reflects the rights and obligations that the company has retained.

Continuing involvement that takes the form of a guarantee over the transferred asset is measured at the lower of the original carrying amount of the asset and the maximum amount of consideration that the company could be required to repay.

On derecognition of a financial asset, the difference between the carrying amount of the asset (or the carrying amount allocated to the portion of the asset derecognised) and the sum of (i) the consideration received (including any new asset obtained less any new liability assumed) and (ii) any cumulative gain or loss that had been recognised in OCI is recognised in profit or loss.

Impairment of financial assets

The Company assesses on a forward looking basis the expected credit losses associated with its assets carried at amortised cost and at FVOCI.

For recognition of impairment loss on other financial assets and risk exposure, the Company determines that whether there has been a significant increase in the credit risk since initial recognition. If credit risk has not increased significantly, 12-month ECL is used to provide for impairment loss. However, if credit risk has increased significantly, lifetime ECL is used. If, in a subsequent period, credit quality of the instrument improves such that there is no longer a significant increase in credit risk since initial recognition, then the entity revert to recognizing impairment loss allowance based on 12 month ECL.

Lifetime ECL are the expected credit losses resulting from all possible default events over the expected life of a financial instrument. The 12 -month ECL is a portion of the lifetime ECL which results from default events on a financial instrument that are possible within 12 months after the reporting date.

With regard to trade receivable, the Company applies the simplified approach as permitted by Ind AS 109, Financial Instruments, which requires expected lifetime losses to be recognised from the initial recognition of the trade receivables.

Notes

to the Standalone financial statements for the year ended 31 March 2022

Financial liabilities

Initial recognition and measurement

Financial liabilities are classified, at initial recognition, as financial liabilities at fair value through profit or loss, amortised cost, as appropriate.

All financial liabilities are recognised initially at fair value and, in the case of amortised cost, net of directly attributable transaction costs.

Subsequent measurement

The measurement of financial liabilities depends on their classification, as described below:

Financial Liabilities measured at amortised cost

After initial recognition, interest-bearing loans and borrowings are subsequently measured at amortised cost using the EIR method. Gains and losses are recognised in profit or loss when the liabilities are derecognised as well as through the EIR amortisation process.

Amortised cost is calculated by taking into account any discount or premium on acquisition and fees or costs that are an integral part of the EIR. The EIR amortisation is included as finance costs in the statement of profit and loss.

Financial liabilities at fair value through profit or loss

Financial liabilities at fair value through profit or loss include financial liabilities held for trading and financial liabilities designated upon initial recognition as at fair value through profit or loss. Financial liabilities are classified as held for trading if they are incurred for the purpose of repurchasing in the near term.

Gains or losses on liabilities held for trading are recognised in the profit or loss.

Financial liabilities designated upon initial recognition at fair value through profit or loss are designated as such at the initial date of recognition, and only if the criteria in Ind AS 109 are satisfied. For liabilities designated as FVTPL, fair value gains/ losses attributable to changes in own credit risk are recognized in OCI. These gains/ loss are not subsequently transferred to P&L. However, the Company may transfer the cumulative gain or loss within equity. All other changes in fair value of such liability are recognised in the statement of profit or loss.

Financial guarantee contracts

Financial guarantee contract issued by the Company is contracts that require a payment to be made to reimburse the holder for a loss it incurs because, the specified debtor fails to make a payment when due in accordance with the terms of a debt instrument. Financial guarantee contracts are recognised initially as a liability at fair value, adjusted for transaction costs that are directly attributable to the issuance of the guarantee. Subsequently, the liability is measured at the higher of the amount of loss allowance determined as per impairment requirements of Ind AS 109, and the transaction amount recognised less cumulative amortisation.

Derecognition of financial liabilities

The company derecognises a financial liability when its contractual obligations are discharged or cancelled, or expire.

Reclassification of financial assets

The company determines classification of financial assets and liabilities on initial recognition. After initial recognition, no reclassification is made for financial assets which are equity instruments and financial liabilities. For financial assets which are debt instruments, a reclassification is made only if there is a change in the business model for managing those assets. Changes to the business model are expected to be infrequent. The company's senior management determines change in the business model as a result of external or internal changes which are significant to the company's operations. Such changes are evident to external parties. A change in the business model occurs when the company either begins or ceases to perform an activity that is significant to its operations. If the company reclassifies financial assets, it applies the reclassification prospectively from the reclassification date which is the first day of the immediately next reporting period following the change in business model. The company does not restate any previously recognized gains, losses (including impairment gains or losses) or interest.

Offsetting of financial instruments

Financial assets and financial liabilities are offset and the net amount is reported in the balance sheet if there is a currently enforceable legal right to offset the recognised amounts and there is an intention to settle on a net basis, or to realise the asset and settle the liability simultaneously.

Notes

to the Standalone financial statements for the year ended 31 March 2022

9. Inventories

Inventories are valued as follows:

Raw materials, packing materials, stores and spares	Lower of cost and net realisable value. Cost is determined on a moving weighted average basis. Materials and other items held for use in the production of inventories are not written down below costs, if finished goods in which they will be incorporated are expected to be sold at or above cost
Work-in-progress, finished goods and traded goods	Lower of cost and net realisable value. Cost includes direct materials, labor and a proportion of manufacturing overheads. Cost of finished goods includes excise duty, wherever applicable.
Waste	At net realisable value

Net realisable value is the estimated selling price in the ordinary course of business, less estimated costs of completion and to make the sale.

10. Investment in subsidiary and joint venture

Investment in subsidiaries and joint venture are carried at cost / fair value as per the requirement of IND AS 32, Financial Instruments and IND AS 109, Financial Instruments in the separate financial statements. Investment carried at cost is tested for impairment as per IND AS 36, Impairment of Assets. Investments in subsidiaries and JV are tested for impairment whenever events or changes in circumstances indicate that the carrying amount may not be recoverable. An impairment loss is recognised for the amount by which the carrying amount of investments exceeds its recoverable amount.

11. Provisions, Contingent Liabilities and Assets

Provisions are recognised when the Company has a present legal or constructive obligation as a result of past events, it is probable that an outflow of resources will be required to settle the obligation and the amount can be reliably estimated. Provisions are not recognised for future operating losses.

Provisions are measured at the present value of management's best estimate of the expenditure required to settle the present obligation at the end of the reporting period. The discount rate used to determine the present value is a pre-tax rate that reflects current market assessments of the time value of money and the risks specific to the liability. The increase in the provision due to the passage of time is recognised as interest expense.

Where it is not probable that an outflow of economic benefits will be required, or the amount cannot be estimated reliably, the obligation is disclosed as a contingent liability, unless the probability of outflow of economic benefits is remote. Possible obligations, whose existence will only be confirmed by the occurrence or non-occurrence of one or more future uncertain events not wholly within the control of the company, are also disclosed as contingent liabilities unless the probability of outflow of economic benefits is remote.

Contingent Assets are not recognized in the financial statements. However, when the realization of income is virtually certain, then the related asset is not a contingent asset and its recognition is appropriate.

Mines Restoration Expenditure

The expenditure on restoration of the mines based on technical estimates by Internal/External specialists is recognized in the accounts. The total estimated restoration expenditure is apportioned over the estimated quantity of mineral resources (likely to be made available) and provision is made in the accounts based on minerals mined during the year.

12. Revenue Recognition

The Company derives revenues primarily from sale of cement and cement related products.

Ind AS 115 "Revenue from Contracts with Customers" provides a control-based revenue recognition model and provides a five step application approach to be followed for revenue recognition.

- Identify the contract(s) with a customer;
- Identify the performance obligations;
- Determine the transaction price;
- Allocate the transaction price to the performance obligations;
- Recognise revenue when or as an entity satisfies performance obligation.

Revenue from contracts with customers is recognised when control of the goods or services are transferred to the customer at an amount that reflects the consideration to which the Company expects to be entitled in exchange for those goods or services. The Company has generally concluded that it is the principal in its revenue arrangements, except for the agency services, because it typically controls the goods or services before transferring them to the customer.

Notes

to the Standalone financial statements for the year ended 31 March 2022

Revenue excludes amounts collected on behalf of third parties.

Sale of goods

For sale of goods, revenue is recognised when control of the goods has transferred at a point in time i.e. when the goods have been delivered to the specific location (delivery). Following delivery, the customer has full discretion over the responsibility, manner of distribution, price to sell the goods and bears the risks of obsolescence and loss in relation to the goods. A receivable is recognised by the Company when the goods are delivered to the customer or their agent as this represents the point in time at which the right to consideration becomes unconditional, as only the passage of time is required before payment is due. The Company considers the effects of variable consideration, the existence of significant financing components, noncash consideration, and consideration payable to the customer (if any).

Variable consideration

If the consideration in a contract includes a variable amount, estimates the amount of consideration to which it will be entitled in exchange for transferring the goods to the customer. The variable consideration is estimated at contract inception and constrained until it is highly probable that a significant revenue reversal in the amount of cumulative revenue recognised will not occur when the associated uncertainty with the variable consideration is subsequently resolved. The Company recognizes changes in the estimated amount of variable consideration in the period in which the change occurs. Some contracts for the sale of goods provide customers with volume rebates and pricing incentives, which give rise to variable consideration. The Company provides retrospective volume rebates and pricing incentives to certain customers once the quantity of products purchased during the period exceeds a threshold specified in the contract. Rebates are offset against amounts payable by the customer. To estimate the variable consideration for the expected future rebates, the Company applies the most expected value method for contracts. The selected method that best predicts the amount of variable consideration is primarily driven by the number of volume thresholds contained in the contract. The Company then applies the requirements on constraining estimates of variable consideration and recognises a refund liability for the expected future rebates.

Contract balances

Trade receivables

A receivable represents the Company's right to an amount of consideration that is unconditional (i.e., only the passage of time is required before payment of the consideration is due). Refer to accounting policies of financial assets Financial instruments – initial recognition and subsequent measurement.

Contract liabilities

A contract liability is the obligation to transfer goods or services to a customer for which the Company has received consideration (or an amount of consideration is due) from the customer. If a customer pays consideration before the Company transfers goods or services to the customer, a contract liability is recognised when the payment is made or the payment is due (whichever is earlier). Contract liabilities are recognised as revenue when the Company performs under the contract.

Cost to obtain a contract

The Company pays sales commission to its selling agents for each contract that they obtain for the Company. The Company has elected to apply the optional practical expedient for costs to obtain a contract which allows the Company to immediately expense sales commissions (included in advertisement and sales promotion expense under other expenses) because the amortization period of the asset that the Company otherwise would have used is one year or less.

Costs to fulfil a contract i.e. freight, insurance and other selling expenses are recognized as an expense in the period in which related revenue is recognised

Other revenue streams

Interest Income

For all debt instruments measured either at amortised cost or at fair value through other comprehensive income, interest income is recorded using the effective interest rate (EIR). EIR is the rate that exactly discounts the estimated future cash payments or receipts over the expected life of the financial instrument or a shorter period, where appropriate, to the gross carrying amount of the financial asset or to the amortised cost of a financial liability. When calculating the effective interest rate, the Company estimates the expected cash flows by considering all the contractual terms of the financial instrument (for example, prepayment, extension, call and similar options) but does not consider the expected credit losses. Interest income is included in finance income in the statement of profit and loss.

13. Government Grants and Subsidies

Grants from the government are recognised at their fair value where there is a reasonable assurance that the grant will be received and the Company will comply with all attached conditions.

Government grants that compensate the Company for expenses incurred are recognised in profit or loss as income on a systematic basis in the periods in which the expense is recognised.

Government grants relating to the purchase of property, plant and equipment are included in non-current liabilities as deferred income and are credited to profit or loss on a straight-line basis over the expected lives of the related assets and presented within other income.

When the Company receives grants of non-monetary assets, the asset and the grant are recorded at fair value amounts and released to profit or loss over the expected useful life in a pattern of consumption of the benefit of the underlying asset.

When loans or similar assistance are provided by governments or related institutions, with an interest rate below the current applicable market rate, the effect of this favourable interest is regarded as a government grant. The loan or assistance is initially recognised and measured at fair value and the government grant is measured as the difference between the initial carrying value of the loan and the proceeds received. The loan is subsequently measured as per the accounting policy applicable to financial liabilities.

14. Employee benefits

(i) Short term employee benefits

Short-term employee benefits are expensed as the related service is provided. A liability is recognised for the amount expected to be paid if the Company has a present legal or constructive obligation to pay this amount as a result of past service provided by the employee and the obligation can be estimated reliably.

Accumulated compensated absences which are expected to be settled wholly within twelve months after the end of the period in which the employees render the related service are treated as short-term benefits. The Company measures the expected cost of such absences as the additional amount that it expects to pay as a result of the unused entitlement that has accumulated at the reporting date.

(ii) Defined contribution plans

Obligations for contributions to defined contribution plans are expensed as the related service is provided. The company has following defined contribution plans:

a) Provident fund

The Company makes specified monthly contributions towards Provident Fund and Employees State Insurance Corporation ('ESIC'). The contribution is recognized as an expense in the Statement of Profit and Loss during the period in which employee renders the related service.

b) Superannuation scheme

Superannuation Certain employees of the Company are eligible for participation in defined contribution plans such as superannuation. Contributions towards these funds are recognized as an expense periodically based on the contribution by the Company, since Company has no further obligation beyond its periodic contribution.

(iii) Defined benefit plans

The company's net obligation in respect of defined benefit plans is calculated separately for each plan by estimating the amount of future benefit that employees have earned in the current and prior periods, discounting that amount and deducting the fair value of any plan assets.

The calculation of defined benefit obligations is performed annually by a qualified actuary using the projected unit credit method. When the calculation results in a potential asset for the company, the recognised asset is limited to the present value of economic benefits available in the form of any future refunds from the plan or reductions in future contributions to the plan. To calculate the present value of economic benefits, consideration is given to any applicable minimum funding requirements.

Remeasurement of the net defined benefit liability, which comprise actuarial gains and losses, the return on plan assets (excluding interest) and the effect of the asset ceiling (if any, excluding interest), are recognised immediately in Other Comprehensive Income. Net interest expense (income) on the net defined liability (assets) is computed by applying the discount rate, used to measure the net defined liability (asset), to the net defined

Notes

to the Standalone financial statements for the year ended 31 March 2022

liability (asset) at the start of the financial year after taking into account any changes as a result of contribution and benefit payments during the year. Net interest expense and other expenses related to defined benefit plans are recognised in profit or loss.

When the benefits of a plan are changed or when a plan is curtailed, the resulting change in benefit that relates to past service or the gain or loss on curtailment is recognised immediately in profit or loss. The company recognises gains and losses on the settlement of a defined benefit plan when the settlement occurs.

The company has following defined benefit plans:

Gratuity

The company provides for its gratuity liability based on actuarial valuation of the gratuity liability as at the Balance Sheet date, based on Projected Unit Credit Method, carried out by an independent actuary and contributes to the Gratuity Trust fund formed by the Company. The contributions made are recognized as plan assets. The defined benefit obligation as reduced by fair value of plan assets is recognized in the Balance Sheet. Re-measurements are recognized in the Other Comprehensive Income, net of tax in the year in which they arise.

(iv) Other long-term employee benefits

The Company's net obligation in respect of long-term employee benefits is the amount of future benefit that employees have earned in return for their service in the current and prior periods. That benefit is discounted to determine its present value. Re-measurements are recognised in profit or loss in the period in which they arise.

The company has following long term employment benefit plans:

Leave Encashment

Leave encashment is payable to eligible employees at the time of retirement. The liability for leave encashment, which is a defined benefit scheme, is provided based on actuarial valuation as at the Balance Sheet date, based on Projected Unit Credit Method, carried out by an independent actuary.

15. Foreign currency transactions

Transactions in foreign currencies are translated into the Company's functional currency at the exchange rates at the dates of the transactions.

Monetary assets and liabilities denominated in foreign currencies are translated into the functional currency at the exchange rate at the reporting date. Non-monetary assets and liabilities that are measured at fair value in a foreign currency are translated into the functional currency at the exchange rate when the fair value was determined. Non-monetary items that are measured based on historical cost in a foreign currency are translated at the exchange rate at the date of the transaction. Foreign currency differences are generally recognised in profit or loss.

The gain or loss arising on translation of non-monetary items measured at fair value is treated in line with the recognition of the gain or loss on the change in fair value of the item (i.e., translation differences on items whose fair value gain or loss is recognised in OCI or profit or loss are also recognised in OCI or profit or loss, respectively).

16. Borrowing Cost

Borrowing costs directly attributable to the acquisition, construction or production of an asset that necessarily takes a substantial period of time to get ready for its intended use or sale are capitalised as part of the cost of the asset. All other borrowing costs are expensed in the period in which they occur. Borrowing costs consist of interest and other costs that an entity incurs in connection with the borrowing of funds. Borrowing cost also includes exchange differences to the extent regarded as an adjustment to the borrowing costs.

17. Taxes

Tax expense comprises current and deferred tax. It is recognised in profit or loss except to the extent that it relates to items recognized directly in equity or in Other Comprehensive Income.

Current tax

Current tax comprises the expected tax payable or receivable on the taxable income or loss for the year and any adjustment to the tax payable or receivable in respect of previous years. It is measured using tax rates enacted or substantively enacted at the reporting date.

Notes

to the Standalone financial statements for the year ended 31 March 2022

Current income tax relating to items recognised outside profit or loss is recognised outside profit or loss (either in other comprehensive income or in equity). Current tax items are recognised in correlation to the underlying transaction either in OCI or directly in equity. Management periodically evaluates positions taken in the tax returns with respect to situations in which applicable tax regulations are subject to interpretation and establishes provisions where appropriate.

Current tax assets and liabilities are offset only if, the Company:

a) Has a legally enforceable right to set off the recognised amounts; and

b) Intends either to settle on a net basis, or to realise the asset and settle the liability simultaneously.

Deferred tax

Deferred tax is recognised in respect of temporary differences between the carrying amounts of assets and liabilities for financial reporting purposes and the amounts used for taxation purposes. Deferred tax is not recognised for temporary differences on the initial recognition of assets or liabilities in a transaction that is not a business combination and that affects neither accounting nor taxable profit nor loss.

Deferred tax assets are recognised for unused tax losses, unused tax credits and deductible temporary differences to the extent that it is probable that future taxable profits will be available against which they can be used. Deferred tax assets are reviewed at each reporting date and are reduced to the extent that it is no longer probable that the related tax benefit will be realised; such reductions are reversed when the probability of future taxable profits improves.

Unrecognized deferred tax assets are reassessed at each reporting date and recognised to the extent that it has become probable that future taxable profits will be available against which they can be used.

Deferred tax is measured at the tax rates that are expected to be applied to temporary differences when they reverse, using tax rates enacted or substantively enacted at the reporting date.

The measurement of deferred tax reflects the tax consequences that would follow from the manner in which the company expects, at the reporting date, to recover or settle the carrying amount of its assets and liabilities.

The carrying amount of deferred tax asset is reviewed on each reporting date.

Deferred tax assets and liabilities are offset only if:

a) The entity has a legally enforceable right to set off current tax assets against current tax liabilities; and

b) The deferred tax assets and the deferred tax liabilities relate to income taxes levied by the same taxation authority on the same taxable entity.

i) Minimum alternate tax (MAT) paid in a year is charged to the statement of profit and loss as current tax for the year. The deferred tax asset is recognised for MAT credit available only to the extent that it is probable that the concerned company will pay normal income tax during the specified period, i.e., the period for which MAT credit is allowed to be carried forward. In the year in which the company recognizes MAT credit as an asset, it is created by way of credit to the statement of profit and loss and shown as part of deferred tax asset. The company reviews the "MAT credit entitlement" asset at each reporting date and writes down the asset to the extent that it is no longer probable that it will pay normal tax during the specified period.

18. Leases

The Company assesses at contract inception whether a contract is, or contains, a lease. That is, if the contract conveys the right to control the use of an identified asset for a period of time in exchange for consideration.

Company as a lessee

The Company applies a single recognition and measurement approach for all leases, except for short-term leases and leases of low-value assets. The Company recognises lease liabilities to make lease payments and right-of-use assets representing the right to use the underlying assets.

i) Right-of-use assets

The Company recognises right-of-use assets at the commencement date of the lease (i.e., the date the underlying asset is available for use). Right-of-use assets are measured at cost, less any accumulated depreciation and impairment losses, and adjusted for any remeasurement of lease liabilities. The cost of right-of-use asset includes the amount of lease liabilities

Notes

to the Standalone financial statements for the year ended 31 March 2022

recognised, initial direct costs incurred, and lease payments made at or before the commencement date less any lease incentives received. Right-of-use assets are depreciated on a straight-line basis over the shorter of the lease term and the estimated useful lives of the assets. If ownership of the leased asset transfers to the Company at the end of the lease term or the cost reflects the exercise of a purchase option, depreciation is calculated using the estimated useful life of the asset.

Leasehold land is being amortised over the period of lease tenure.

The right-of-use assets are also subject to impairment.

ii) Lease Liabilities

At the commencement date of the lease, the Company recognises lease liabilities measured at the present value of lease payments to be made over the lease term. The lease payments include fixed payments (including in substance fixed payments) less any lease incentives receivable, variable lease payments that depend on an index or a rate, and amounts expected to be paid under residual value guarantees. The lease payments also include the exercise price of a purchase option reasonably certain to be exercised by the Company and payments of penalties for terminating the lease, if the lease term reflects the Company exercising the option to terminate. Variable lease payments that do not depend on an index or a rate are recognised as expenses (unless they are incurred to produce inventories) in the period in which the event or condition that triggers the payment occurs.

In calculating the present value of lease payments, the Company uses its incremental borrowing rate at the lease commencement date because the interest rate implicit in the lease is not readily determinable. After the commencement date, the amount of lease liabilities is increased to reflect the accretion of interest and reduced for the lease payments made. In addition, the carrying amount of lease liabilities is remeasured if there is a modification, a change in the lease term, a change in the lease payments (e.g., changes to future payments resulting from a change in an index or rate used to determine such lease payments) or a change in the assessment of an option to purchase the underlying asset.

The Company's lease liabilities are disclosed on the face of the balance sheet under financial liabilities.

iii) Short-term leases and leases of low-value assets

The Company applies the short-term lease recognition exemption to its short-term leases of machinery and equipment (i.e., those leases that have a lease term of 12 months or less from the commencement date and do not contain a purchase option). It also applies the lease of low-value assets recognition exemption to leases of office equipment that are considered to be low value. Lease payments on short-term leases and leases of low-value assets are recognised as expense on a straight-line basis over the lease term.

19. Impairment of non-financial assets

At each reporting date, the Company reviews the carrying amounts of its non-financial assets (other than inventories and deferred tax assets) to determine whether there is any indication on impairment. If any such indication exists, then the asset's recoverable amount is estimated.

For impairment testing, assets are grouped together into the smallest group of assets that generates cash inflows from continuing use that are largely independent of the cash inflows of other assets or Cash Generating Units ('CGUs').

The recoverable amount of an asset or CGU is the greater of its value in use and its fair value less costs to sell. Value in use is based on the estimated future cash flows, discounted to their present value using a pre-tax discount rate that reflects current market assessments of the time value of money and the risks specific to the asset or CGU.

An impairment loss is recognised if the carrying amount of an asset or CGU exceeds its recoverable amount.

Impairment loss in respect of assets other than goodwill is reversed only to the extent that the assets carrying amount does not exceed the carrying amount that would have been determined, net of depreciation or amortisation, if no impairment loss had been recognised.

20. Segment Reporting

Operating segments are reported in a manner consistent with the internal reporting provided to the chief operating decision maker.

Notes

to the Standalone financial statements for the year ended 31 March 2022

The board of directors of the Company has been identified as being the chief operating decision maker by the Management of the company. Refer note 37 for segment information presented.

21. Cash and cash equivalents

Cash and cash equivalents comprise cash at bank and on hand and short-term deposits with original maturities of three months or less that are readily convertible to known amounts of cash and which are subject to an insignificant risk of changes in value.

22. Exceptional item

Items of income or expense of non-routine are presented separately when their nature and amount of such significance and is relevant to an understanding of the entity's financial performance.

23. Earnings Per Share (EPS)

Basic earnings per share are computed by dividing the profit for the year by the weighted average number of equity shares outstanding during the period. Diluted earnings per shares is computed by dividing the profit for the year by the weighted average number of equity shares considered for deriving basic earnings per shares and also the weighted average number of equity shares that could have been issued upon conversion of all dilutive potential equity shares.

The weighted average number of equity shares outstanding during the period is adjusted for events such as bonus issue, bonus elements in a rights issue, share split and reverse share split(consolidation of shares) that have changed the no of equity shares outstanding without a corresponding change in resources.

24. Effective Interest Method

The effective interest method is a method of calculating the amortised cost of a financial asset or financial liability and of allocating interest income / interest expenses over the relevant period. The effective interest rate is the rate that exactly discounts estimated future cash receipts / payments (including all fees and points paid or received that form an integral part of the effective interest rate, transaction costs and other premiums or discounts) through the expected life of the debt instrument, or, where appropriate, a shorter period, to the net carrying amount on initial recognition.

25. Non-current assets held for sale

The Company classifies non-current assets as held for sale if their carrying amounts will be recovered principally through a sale rather than through continuing use. This condition is regarded as met only when the asset is available for immediate sale in its present condition subject only to terms that are usual and customary for sales of such asset and its sale is highly probable. Also, such assets are classified as held for sale only if the management expects to complete the sale within one year from the date of classification.

Non-current assets classified as held for sale are measured at the lower of their carrying amount and the fair value less cost to sell. Non-current assets are not depreciated or amortised.

26. Incentives under the State Industrial Policy

The Company's manufacturing units in various States are eligible for incentives under the respective State Industrial Policy. The Company accrues these incentives as refund claims in respect of VAT/GST paid, on the basis that all attaching conditions were fulfilled by the Company and there is reasonable assurance that the incentive claims will be disbursed by the State Governments.

27. A) New and amended standards

The Company has adopted, with effect from 01 April 2021, the following new and revised standards and interpretations. Their adoption has not had any significant impact on the amounts reported in the financial statements.

1. Amendments to Ind AS 103 regarding the definition of identifiable assets acquired and liabilities assumed to qualify for recognition as part of applying the acquisition method;
2. Amendments to Ind AS 107, 109, 104 and 116 regarding Interest Rate Benchmark Reform - Phase 2;
3. Conceptual framework for financial reporting under Ind AS issued by the ICAI;
4. Amendments to Ind AS 116 regarding COVID-19 related rent concessions;
5. Amendments to Ind AS 105, 16 and 28 regarding definition of recoverable amount.

Notes

to the Standalone financial statements for the year ended 31 March 2022

B) Standards issued but not yet effective

The Ministry of Corporate Affairs has notified Companies (Indian Accounting Standard) Amendment Rules 2022 dated 23 March 2022, effective from 01 April 2022, resulting in amendments such as Onerous Contracts - Costs of Fulfilling a Contract - Amendments to Ind AS 37, Reference to the Conceptual Framework - Amendments to Ind AS 103, Property, Plant and Equipment: Proceeds before Intended Use - Amendments to Ind AS 16, Ind AS 101 First-time Adoption of Indian Accounting Standards – Subsidiary as a first-time adopter, Ind AS 109 Financial Instruments - Fees in the '10 per cent' test for derecognition of financial liabilities, Ind AS 41 Agriculture - Taxation in fair value measurements. These amendments are not expected to have any impact on the Company. The Company has not early adopted any amendments that has been notified but is not yet effective.

Notes

to the Standalone financial statements for the year ended 31 March 2022

2. Property, plant and equipment

As at 31 March, 2022

(₹ in lacs)

Particulars	Cost				Accumulated depreciation and impairment				Carrying value	
	Opening	Addition	Disposal/ Adjustment	As at 31 March 2022	Opening	Addition	Disposal/ Adjustment	As at 31 March 2022	As at 31 March 2021	As at 31 March 2022
Tangible Assets										
Freehold land	34,282.10	4,935.70	(1,637.51)	37,580.29	-	-	-	-	34,282.10	37,580.29
Factory Building (Refer note iv)	40,008.60	2,160.63	97.96	42,267.19	12,718.65	1,519.61	-	14,238.26	27,289.95	28,028.93
Non Factory Building (Refer note i)	44,706.06	5,524.14	(35.40)	50,194.80	8,111.27	1,400.82	(4.23)	9,507.86	36,594.79	40,686.94
Building	84,714.66	7,684.77	62.56	92,461.99	20,829.91	2,920.43	(4.23)	23,746.11	63,884.75	68,715.88
Plant and equipment (Refer note i & iv)	5,05,233.51	69,002.27	(8,069.58)	5,66,166.20	1,52,970.03	21,677.65	(4,215.87)	1,70,431.81	3,52,263.48	3,95,734.39
Vehicles	4,707.68	2,062.87	(1,108.56)	5,661.99	2,302.44	535.90	(734.69)	2,103.65	2,405.24	3,558.34
Furniture and fixtures (Refer note iv)	3,769.01	366.36	-	4,135.37	2,596.61	239.49	-	2,836.10	1,172.40	1,299.27
Office Equipment (Refer note iv)	626.80	37.92	(5.99)	658.73	366.33	84.38	(2.83)	447.88	260.47	210.85
Railway sidings (Refer note i)	13,192.08	573.84	-	13,765.92	4,585.03	813.52	-	5,398.55	8,607.05	8,367.37
Rolling stock	89.43	-	-	89.43	84.96	-	-	84.96	4.47	4.47
Other assets	493.27	265.54	(0.44)	758.37	257.91	95.92	-	353.83	235.36	404.54
Total	**6,47,108.54**	**84,929.27**	**(10,759.52)**	**7,21,278.29**	**1,83,993.22**	**26,367.29**	**(4,957.62)**	**2,05,402.89**	**4,63,115.32**	**5,15,875.40**
Capital work-in-progress (Refer note v)	48,852.54	28,439.69	(70,188.90)	7,103.33				-	48,852.54	7,103.33
Total	**48,852.54**	**28,439.69**	**(70,188.90)**	**7,103.33**	**-**	**-**	**-**	**-**	**48,852.54**	**7,103.33**

Notes

to the Standalone financial statements for the year ended 31 March 2022

(₹ in lacs)

As at 31 March, 2021

Particulars	Cost				Accumulated depreciation and impairment				Carrying value	
	Opening	Addition	Disposal/ Adjustment	As at 31 March 2021	Opening	Addition	Disposal/ Adjustment	As at 31 March 2021	As at 31 March 2020	As at 31 March 2021
Tangible Assets										
Freehold land	32,623.34	1,658.76	-	34,282.10	-	-	-	-	32,623.34	34,282.10
Factory Building (Refer note iv)	37,370.85	6,145.97	(3,508.22)	40,008.60	11,444.32	1,292.64	(18.31)	12,718.65	25,926.53	27,289.95
Non Factory Building (Refer note i)	36,018.88	8,781.04	(93.86)	44,706.06	7,139.54	1,065.59	(93.86)	8,111.27	28,879.34	36,594.79
Building	73,389.73	14,927.01	(3,602.08)	84,714.66	18,583.86	2,358.23	(112.18)	20,829.91	54,805.87	63,884.75
Plant and equipment (Refer note i & iv)	4,69,204.71	40,547.99	(4,519.19)	5,05,233.51	1,36,840.62	19,213.32	(3,083.91)	1,52,970.03	3,32,364.09	3,52,263.48
Vehicles	4,352.43	793.47	(438.22)	4,707.68	2,188.35	413.02	(298.93)	2,302.44	2,164.08	2,405.24
Furniture and fixtures (Refer note iv)	4,131.11	189.68	(551.78)	3,769.01	2,883.23	237.40	(524.02)	2,596.61	1,247.88	1,172.40
Office Equipment (Refer note iv)	605.07	136.44	(114.71)	626.80	387.41	86.62	(107.70)	366.33	217.66	260.47
Railway sidings (Refer note i)	10,482.34	2,709.74	-	13,192.08	3,873.15	711.88	-	4,585.03	6,609.19	8,607.05
Rolling stock	89.43	-	-	89.43	84.96	-	-	84.96	4.47	4.47
Other assets	674.73	80.38	(261.84)	493.27	438.11	66.41	(246.61)	257.91	236.62	235.36
Total	**5,95,552.89**	**61,043.47**	**(9,487.82)**	**6,47,108.54**	**1,65,279.69**	**23,086.88**	**(4,373.35)**	**1,83,993.22**	**4,30,273.20**	**4,63,115.32**
Capital work-in-progress (Refer note v)	50,920.00	45,263.81	(47,331.27)	48,852.54	-	-	-	-	50,920.00	48,852.54
Total	**50,920.00**	**45,263.81**	**(47,331.27)**	**48,852.54**	**-**	**-**	**-**	**-**	**50,920.00**	**48,852.54**

(i) The amount incurred by Company as at 31 March 2022,ownership of which vests with State Electricity Boards & Indian Railways is cost ₹7,793.74 lacs (31 March 2021: ₹7,234.26 lacs), accumulated depreciation ₹2,221.75 lacs (31 March 2021: ₹1,804.18 lacs) and carrying value ₹5,572 lacs (31 March 2021: ₹5,430.08 lacs)

(ii) It includes freehold land for mining having cost of ₹3,127.84 lacs (31 March 2021 :₹3,082.44 lacs), accumulated depreciation of ₹1,188.26 lacs (31 March 2021 : ₹1,029.21 lacs) and carrying value of ₹1,939.58 lacs (31 March 2021 :₹2,053.23 lacs)

(iii) Property, plant & equipment pledged as security: Refer note 17a for information on property, plant & equipment pledged as security by the Company.

(iv) The Company is in the process of its brownfield expansion project, on account of which, the amount of borrowing cost that has been capitalised during the year ended 31 March 2022 was ₹1,860.54 lacs (31 March 2021: ₹1,893.39 lacs). The rate used to determine the amount of borrowing costs eligible for capitalisation ranged between 6.50% to 6.65%.

(v) The table below provides details regarding the Ageing for Capital work-in-progress :

Notes

to the Standalone financial statements for the year ended 31 March 2022

(₹ in lacs)

As at 31 March, 2022

Particulars	Amount in CWIP in a period of				Total As at 31 March 2022
	Less than 1 year	1-2 Years	2-3 Years	More than 3 Years	
Projects in Progress	3,577.17	3,407.02	-	119.14	7,103.33
Projects Temporarily suspended	-	-	-	-	-
Total	**3,577.17**	**3,407.02**	**-**	**119.14**	**7,103.33**

As at 31 March, 2021

Particulars	Amount in CWIP in a period of				Total As at 31 March 20221
	Less than 1 year	1-2 Years	2-3 Years	More than 3 Years	
Projects in Progress	2,218.10	30,755.46	14,423.84	1411.81	48,809.21
Projects Temporarily suspended	20.16	5.31	16.51	1.35	43.33
Total	**2,238.26**	**30,760.77**	**14,440.35**	**1,413.16**	**48,852.54**

(vi) Contractual obligation-Refer note 36 for disclosure of contractual commitment for the acquisition of Property ,Plant & equipment.

3. Intangible Assets

As at 31 March, 2022

Particulars	Cost				Accumulated depreciation and impairment				Carrying value	
	Opening	Addition	Disposal/ Adjustment	As at 31 March 2022	Opening	Addition	Disposal/ Adjustment	As at 31 March 2022	As at 31 March 2021	As at 31 March 2022
Intangible Assets										
Computer Software	1,213.44	243.12	(2.06)	1,454.50	952.07	181.20	(1.80)	1,131.47	261.37	323.03
Mining Rights	2,882.02	-	-	2,882.02	353.89	112.32	-	466.21	2,528.13	2,415.81
Total	**4,095.46**	**243.12**	**(2.06)**	**4,336.52**	**1,305.96**	**293.52**	**(1.80)**	**1,597.68**	**2,789.50**	**2,738.84**

As at 31 March, 2021

Particulars	Cost				Accumulated depreciation and impairment				Carrying value	
	Opening	Addition	Disposal/ Adjustment	As at 31 March 2021	Opening	Addition	Disposal/ Adjustment	As at 31 March 2021	As at 31 March 2020	As at 31 March 2021
Intangible Assets										
Computer Software	1,018.07	195.37	-	1,213.44	837.82	114.25	-	952.07	180.25	261.37
Mining Rights	1,384.33	1,497.69	-	2,882.02	260.54	93.35	-	353.89	1,123.79	2,528.13
Total	**2,402.40**	**1,693.06**	**-**	**4,095.46**	**1,098.36**	**207.60**	**-**	**1,305.96**	**1,304.04**	**2,789.50**

Notes

to the Standalone financial statements for the year ended 31 March 2022

(₹ in lacs)

3 (i). Right-of-use assets

Set out below are the carrying amounts of right-of-use assets recognised and the movements during the year:

As at 31 March, 2022

Particulars	Cost				Accumulated depreciation and impairment				Carrying value	
	Opening	Addition	Disposal/ Adjustment	As at 31 March 2022	Opening	Addition	Disposal/ Adjustment	As at 31 March 2022	As at 31 March 2021	As at 31 March 2022
Right-of-use assets										
Leasehold land	18,290.00	1,803.60	(1,311.88)	18,781.72	4,991.97	686.70	(1,353.83)	4,324.84	13,298.03	14,456.88
Buildings	2,490.19	3,316.04	(685.57)	5,120.66	817.19	854.44	(234.35)	1,437.29	1,673.00	3,683.37
Other Equipment	31.86	-	-	31.86	16.34	-	-	16.34	15.52	15.52
Total	**20,812.05**	**5,119.64**	**(1,997.45)**	**23,934.24**	**5,825.50**	**1,541.14**	**(1,588.18)**	**5,778.47**	**14,986.55**	**18,155.77**

As at 31 March, 2021

Particulars	Cost				Accumulated depreciation and impairment				Carrying value	
	Opening	Addition	Disposal/ Adjustment	As at 31 March 2021	Opening	Addition	Disposal/ Adjustment	As at 31 March 2021	As at 31 March 2020	As at 31 March 2021
Right-of-use assets										
Leasehold land	18,131.50	158.50	-	18,290.00	4,417.11	574.86	-	4,991.97	13,714.39	13,298.03
Buildings	1,912.99	1,087.33	(510.13)	2,490.19	410.94	598.37	(192.12)	817.19	1,502.05	1,673.00
Other Equipment	31.86	-	-	31.86	16.34	-	-	16.34	15.52	15.52
Total	**20,076.35**	**1,245.83**	**(510.13)**	**20,812.05**	**4,844.39**	**1,173.23**	**(192.12)**	**5,825.50**	**15,231.96**	**14,986.55**

The Company also has certain leases of buildings with lease terms of 12 months or less and leases with low value. The Company applies the 'short-term lease' and 'lease of low-value assets' recognition exemptions for these leases.

Set out below are the carrying amounts of lease liabilities and the movements during the year:

Particulars	As at 31 March 2021	As at 31 March 2022
Opening balance	1,862.51	1,606.43
Addition	2,864.82	769.32
Accretion of Interest	154.68	137.16
Payment of lease liabilities	(947.70)	(650.40)
Closing balance	**3,934.31**	**1,862.51**
Current	742.80	519.14
Non-current	3,191.51	1,343.37

Notes

to the Standalone financial statements for the year ended 31 March 2022

The table below provides details regarding the contractual maturities of lease liabilities as at 31 March 2022 and 31 March 2021 on an undiscounted basis.

Particulars	As at 31 March 2022	As at 31 March 2021
Less than one year	1,072.97	640.85
One to two years	852.34	476.44
More than two years	3,593.58	1,091.42
	5,518.89	**2,208.72**

The Company does not face a significant liquidity risk with regard to its lease liabilities as the current assets are sufficient to meet the obligations related to lease liabilities as and when they fall due.

The average borrowing rate of 8% has been applied to lease liabilities recognised in the balance sheet.

The following are the amounts recognised in profit or loss:

Particulars	As at 31 March 2022	As at 31 March 2021
Depreciation expense of right-of-use assets	854.45	598.37
Interest expense on lease liabilities	154.68	137.16
Total amount recognised in profit or loss	**1,009.13**	**735.53**

Notes

to the Standalone financial statements for the year ended 31 March 2022

(₹ in lacs)

4. Non-Current Financial Assets - Investments

		As at 31 March 2022	As at 31 March 2021
A.	**Investment in equity instruments (fully paid-up)**		
	Unquoted		
	Subsidiary Companies(at cost)		
	- 3,19,030 (31 March 2021 : 319,030) equity shares of J. K. Cement (Fujairah) FZC. (Face value AED1000 each)	54,200.79	54,200.79
	Less: Diminution in the value of investment (Refer note 46)	(45,837.92)	(32,837.92)
	- 4,08,05,774 (31 March 2021: 2,06,14,585) equity shares of Jaykaycem (Central) Limited (Face value ₹10 each)	1,01,909.06	33,259.02
	Associate (at cost)		
	- 20,69,070 (31 March 2021 : Nil) equity shares of Nay Energy Pvt Ltd (Face value ₹10 each)	206.91	-
	- 17,51,100 (31 March 2021 : Nil) equity shares of Nay Energy Pvt Ltd (Face value ₹12 each)	210.13	-
	Others (at cost)		
	- 8,000 (31 March 2021: 8,000) equity shares of ReNew Wind Energy AP (Pvt.) Ltd. (Face value ₹10 each)	8.00	8.00
	- 433 (31 March 2021 : Nil) equity shares of AMP Solar Technology Pvt. Ltd. (Face value ₹10 each)	0.04	-
	Others (at fair value)		
	- 1,69,120 (31 March 2021 : 1,63,720) equity shares of Atria Wind Power (Chitradurga) Pvt. Ltd. (Face value ₹12 each)	424.42	410.86
B.	**Investment in preference shares (fully paid up)**		
	Unquoted		
	Subsidiary Companies (at amortised Cost)		
	- 52,682 (31 March 2021 : 15,957)3% Non cumulative 11 years Redeemable (Face value AED1000 each) preference shares in J. K. Cement (Fujairah)FZC	10,653.99	3,214.17
	- 52,681 (31 March 2021 : 15,957)3% Non cumulative 12 years Redeemable (Face value AED1000 each) preference shares in J. K. Cement (Fujairah)FZC	10,653.79	3,214.17
	- 52,681 (31 March 2021 : 15,956)3% Non cumulative 13 years Redeemable (Face value AED1000 each) preference shares in J. K. Cement (Fujairah)FZC	10,653.79	3,213.97
	- 52,684 (31 March 2021 : 15,958) 3% Non cumulative 14 years Redeemable (Face value AED1000 each) preference shares in J. K. Cement (Fujairah)FZC	10,654.39	3,214.36
C.	**Investments in Bonds(Quoted) (at FVTPL)**		
	- Nil (31 March 2021: 93) 9.80% Canara 25 July 2022 perpetual bonds , Face value per Bond ₹1,000,000 purchased @ ₹1,026,188.96 each	-	947.77
	- Nil (31 March 2021: 150) 8.65% BOB 11 August 2022 perpetual bonds , Face value per Bond ₹1,000,000 purchased @ ₹1,104,861.56 each	-	1,514.95
	- Nil (31 March 2021: 150) 8.75% Axis 28 June 2022 perpetual bonds , Face value per Bond ₹1,000,000 purchased @ ₹1,035,807.51 each	-	1,515.35

Notes

to the Standalone financial statements for the year ended 31 March 2022

(₹ in lacs)

		As at 31 March 2022	As at 31 March 2021
D.	**Investments in Debentures (at cost)**		
	- 27,000 (31 March 2021: Nil) AMP Solar Urja Pvt. Ltd. Debentures , Face value per Debentures ₹10 purchased @ ₹1,000 each	270.00	-
		1,54,007.39	**71,875.49**
	Aggregate amount of market value of quoted investment	**-**	**3,978.07**
	Aggregate amount of unquoted investment	**1,54,007.39**	**67,897.42**
	Aggregate Impairment amount of unquoted investment	**45,837.92**	**32,837.92**

5. Non-Current Financial Assets - Others

	As at 31 March 2022	As at 31 March 2021
(Unsecured, Considered good unless otherwise stated)		
(Carried at Amortised Cost, unless otherwise stated)		
Fixed deposits with maturity more than 12 months from the reporting date *	107.45	1,122.76
Vehicle Loan Recoverable	319.62	224.61
Security Deposits **	7,411.38	5,348.70
Share Application Money(Refer note 39(2)(b)(ii)#	2,471.55	2,180.05
	10,310.00	**8,876.12**

*Includes ₹95.95 lacs (31 March 2021 ₹133.05 lacs) pledged against overdraft /other commitments.

**Majorly includes deposits with State Electricity boards, tender money deposits and godown/office deposits.

Share application money paid to J. K. Cement (Fujairah) FZC (Subsidiary Company) in current year against 3% Non cumulative redeemable preference shares in J. K. Cement (Fujairah) FZC. The allotment is expected to be made by end of June, 2022.

No loans due from directors or other officers of the Company or any of them either severally or jointly with any other persons or amounts due from firms or private companies respectively in which any director is a partner or a director or a member.

6. Other Non-Current Assets

	As at 31 March 2022	As at 31 March 2021
Capital advances	4,304.01	6,050.43
Advances other than capital advances		
(Unsecured, Considered good unless otherwise stated)		
Prepaid expenses	735.32	748.19
Deferred employee compensation	41.66	29.99
Advance to employees	242.51	174.82
Deposit under protest with Government authorities	2,574.96	1,786.50
	7,898.46	**8,789.93**

No advances are due from directors or other officers of the Company or any of them either severally or jointly with any other persons or amounts due from firms or private companies respectively in which any director is a partner or a director or a member.

Notes

to the Standalone financial statements for the year ended 31 March 2022

(₹ in lacs)

7. Inventories

	As at 31 March 2022	As at 31 March 2021
(Valued at lower of cost and net realisable value, unless otherwise stated)		
Raw materials	25,530.71	14,475.23
Work-in-progress	9,202.69	8,407.42
Finished goods	9,264.04	8,260.53
Traded goods	253.97	148.73
Consumable stores and spares (net of provisions for slow and non-moving inventories of ₹2,650.85 lacs (31 March 2021: ₹1,037.21 lacs))	52,562.43	30,233.27
Goods in transit :		
- Raw materials	860.24	323.23
- Consumable stores and spares	13,683.25	6,817.77
	1,11,357.33	**68,666.18**

Refer note 17a(2) for information on inventories pledged as security by the Company.

8. Current Financial Assets - Investments

	As at 31 March 2022	As at 31 March 2021
Investment in Mutual Funds		
Quoted (at FVTPL)		
- Nil (31 March 2021: 50,00,000) units of ICICI Prudential Fixed Maturity Plan Series 82-1187 Days	-	637.50
- Nil (31 March 2021: 50,00,000) units of ICICI Prudential Fixed Maturity Plan Series 82-1136 Days	-	632.50
- Nil (31 March 2021: 2,81,503.956) units of Canara Robeco Overnight Fund-DG	-	2,999.85
- 71,904.35 (31 March 2021: Nil) units of HDFC Liquid Fund -DP-Growth Option	3,009.01	-
- 9,53,968.71 (31 March 2021: Nil) units of ICICI Prudential Liquid fund -Direct Plan -Growth	3,007.45	-
- 3,42,713.55 (31 March 2021: Nil) units of Axis Liquid Fund - Direct Growth (CFDGG)	8,102.03	-
- 94,136.55 (31 March 2021: Nil) units of Canara Robeco Liquid Fund-Direct Growth	2,400.29	-
Investments in Bonds(Quoted) (at FVTPL)		
- Nil (31 March 2021: 50) State bank of India SR-II 8.75% BD perpetual bonds, Face value per Bond ₹10,00,000 purchased @ ₹1,007,773 each	-	504.61
- Nil (31 March 2021: 100) 10.99% Union 05 August 2021 perpetual bonds , Face value per Bond ₹10,00,000 purchased @ ₹1,030,613.48 each	-	1,011.57
- Nil (31 March 2021: 50) State bank of India SR-III 8.39% BD perpetual bonds, Face value per Bond ₹10,00,000 purchased @ ₹991,285 each	-	503.96
- Nil (31 March 2021: 150) 9.14% BOB 22 March 2022 perpetual bonds , Face value per Bond ₹10,00,000 purchased@ ₹1,056,190.14 each	-	1,520.94
- Nil (31 March 2021: 100) 9.10% Union 30 March 2022 perpetual bonds , Face value per Bond ₹10,00,000 purchased @ ₹1,041,683.49 each	-	1,014.04
- 150 (31 March 2021: Nil) 8.75% Axis 28 June 2022 perpetual bonds , Face value per Bond ₹10,00,000 purchased @ ₹1,035,807.51 each	1,504.74	-
- 93 (31 March 2021: Nil) 9.80% Canara 25 July 2022 perpetual bonds , Face value per Bond ₹10,00,000 purchased @ ₹1,026,188.96 each	935.32	-
- 150 (31 March 2021: Nil) 8.65% BOB 11 August 2022 perpetual bonds , Face value per Bond ₹10,00,000 purchased @ ₹1,104,861.56 each	1,510.66	-
	20,469.50	**8,824.97**
Aggregate amount of quoted investments	**20,469.50**	**8,824.97**
Aggregate amount of market value of quoted investment	**20,469.50**	**8,824.97**

Notes

to the Standalone financial statements for the year ended 31 March 2022

(₹ in lacs)

9. Current Financial Assets - Trade Receivables

	As at 31 March 2022	As at 31 March 2021
(Carried at Amortised Cost, except otherwise stated)		
Considered good - secured	12,986.22	9,609.22
Considered good - unsecured	26,792.83	21,999.70
Receivables - credit impaired	1,208.96	1,255.11
	40,988.01	32,864.03
Less: Provision for impairment of trade receivables	(1,208.96)	(1,255.11)
	39,779.05	**31,608.92**

Trade receivable Ageing Schedule

As at 31 March 2022

Particulars	Outstanding for following periods from due date of payment					
	Total 31 March 2022	Less than 6 months	6 months - 1 year	1-2 Years	2-3 Years	More than 3 Years
(i) Undisputed Trade receivables- Considered Good	39,779.05	38,827.49	521.00	21.83	23.94	384.79
(ii) Disputed Trade receivables- Credit impaired	1,208.96	-	95.58	114.16	79.28	919.94
	40,988.01	**38,827.49**	**616.50**	**135.99**	**103.22**	**1,304.73**
(iii) Disputed Trade receivables-Provision for impairment	(1,208.96)	-	(95.58)	(114.16)	(79.28)	(919.94)
	39,779.05	**38,827.49**	**521.00**	**21.83**	**23.94**	**384.79**

As at 31 March 2021

Particulars	Outstanding for following periods from due date of payment					
	Total 31 March 2021	Less than 6 months	6 months - 1 year	1-2 Years	2-3 Years	More than 3 Years
(i) Undisputed Trade receivables- Considered Good	31,608.92	31,099.86	85.82	61.44	26.19	335.61
(ii) Disputed Trade receivables- Credit impaired	1,255.11	26.41	39.69	180.84	94.34	913.83
	32,864.03	**31,126.27**	**125.51**	**242.28**	**120.53**	**1,249.44**
(iii) Disputed Trade receivables-Provision for impairment	(1,255.11)	(26.41)	(39.69)	(180.84)	(94.34)	(913.83)
	31,608.92	**31,099.86**	**85.82**	**61.44**	**26.19**	**335.61**

Refer to Note 17a(2) for information on Trade receivables pledged as security by the Company.

No trade receivable are due from directors or other officers of the Company or any of them either severally or jointly with any other persons or amounts due from firms or private companies respectively in which any director is a partner or a director or a member.

Trade receivables are non-interest bearing and are generally on terms of below 90 days.

Notes

to the Standalone financial statements for the year ended 31 March 2022

(₹ in lacs)

10. Current Financial Assets - Cash and Cash equivalent

	As at 31 March 2022	As at 31 March 2021
Balance with banks:		
In current accounts	487.90	1,011.38
In EEFC accounts	9.70	-
Fixed deposits with original maturity of upto 3 months from the reporting date*	5,915.17	7,351.87
Others	0.60	-
Cash on hand	29.13	20.66
Cheques in hand	0.06	1.96
	6,442.56	**8,385.87**

*Fixed Deposits upto one year include deposit of ₹1,402.48 lacs (31 March 2021:₹ Nil) pledged against overdraft /other commitments.

11. Current Financial Assets - Other Bank Balances

	As at 31 March 2022	As at 31 March 2021
Earmarked balance with bank for unclaimed dividends #	174.71	146.52
Fixed deposits with maturity of more than 3 months but upto one year from the reporting date*	21,642.61	1,07,645.23
	21,817.32	**1,07,791.75**

#Earmarked unpaid dividend accounts are restricted in use as it relates to unpaid & unclaimed dividends

*Fixed Deposits upto one year include deposit of ₹2,672.64 lacs (31 March 2021: ₹30,340.96 lacs) pledged against overdraft /other commitments.

12. Current Financial Assets - Others

	As at 31 March 2022	As at 31 March 2021
(Unsecured Considered Good, unless otherwise stated)		
(Carried at Amortised Cost, except otherwise stated)		
Other loans and advances		
Considered good	1,444.66	2,226.79
Considered doubtful	135.76	135.76
Less: Allowance for doubtful loans and advances	(135.76)	(135.76)
Advance to employees	501.62	377.16
Government grants receivable	9,974.97	7,954.59
Fixed deposits with original maturity of more than 12 months and remaining maturity of less than 12 months from the reporting date*	75,565.17	40,579.41
Interest accrued on deposits	2,765.79	4,428.41
	90,252.21	**55,566.36**

Refer to Note 17a for information on other current financial assets pledged as security by the Company.

*Fixed Deposits due upto one year having original maturity period more than 12 months include deposit of ₹29,467.67 lacs (31 March 2021: ₹6,867.98 lacs) pledged against overdraft /other commitments.

Notes

to the Standalone financial statements for the year ended 31 March 2022

(₹ in lacs)

13. Current Tax Assets (Net)

	As at 31 March 2022	As at 31 March 2021
Advance tax (Net of provision for income tax of ₹25,699.70 lacs) (31 March 2021: ₹30,755.78 lacs).	1,554.18	-
	1,554.18	**-**

14. Other Current Assets

	As at 31 March 2022	As at 31 March 2021
Balances with Government authorities	6,362.99	4,261.32
Prepaid expenses	2,125.18	1,867.90
Advance to employees	105.03	82.83
Advances to suppliers	17,850.12	10,533.96
Deferred employee compensation	20.93	17.36
	26,464.25	**16,763.37**

No advances are due from directors or other officers of the Company or any of them either severally or jointly with any other persons or amounts due from firms or private companies respectively in which any director is a partner or a director or a member.

15. Equity Share capital

	As at 31 March 2022	As at 31 March 2021
Authorised:		
8,00,00,000 (31 March 2021 : 8,00,00,000) equity shares of ₹10/- each	8,000.00	8,000.00
Issued, subscribed & fully paid up:		
7,72,68,251 (31 March 2021 : 7,72,68,251) equity Shares of ₹10/- each	7,726.83	7,726.83
	7,726.83	**7,726.83**

a. Terms and rights attached to equity shares

There are only 1 class of Equity shares having a par value of ₹10 each. Each holder of equity shares is entitled to one vote per share. In the event of liquidation of the company, the holders of equity shares will be entitled to receive remaining assets of the company, after distribution of all preferential amounts. The distribution will be in proportion to the number of equity shares held by the shareholders. There is no restriction on distribution of dividend. The company declares and pays dividends in Indian rupees. The dividend proposed by the Board of Directors is subject to the approval of the shareholders in the ensuing Annual General Meeting.

b. Reconciliation of number of shares outstanding at the beginning and end of the year :

	Number of Shares	Amount
Outstanding at the 01 April 2020	77,268,251	7,726.83
Equity Shares issued during the year	-	-
Outstanding at the 31 March 2021	**77,268,251**	**7,726.83**
Equity Shares issued during the year	-	-
Outstanding at the 31 March 2022	**77,268,251**	**7,726.83**

Notes

to the Standalone financial statements for the year ended 31 March 2022

(₹ in lacs)

c. Shareholders holding more than 5% equity shares of ₹ 10 each in the Company

	As at 31 March 2022		As at 31 March 2021	
	No. of Shares	Percentage	No. of Shares	Percentage
M/s Yadu International Ltd.	3,10,36,918	40.17%	3,10,34,518	40.16%
Shri. Abhishek Singhania	40,08,994	5.19%	40,08,994	5.19%
Smt. Kavita Y Singhania	38,69,650	5.01%	38,69,650	5.01%
Investment Trust Fidelity Series	48,16,431	6.23%	44,51,131	5.76%

As per records of the Company, including its register of shareholders/members and other declarations received from shareholders regarding beneficial interest, the above shareholding represents both legal and beneficial ownerships of shares.

Aggregate number of equity shares issued as bonus, shares issued for consideration other than cash and shares bought back during the period of five years immediately preceding the reporting date is Nil.

d. Detail of shares held by promoters (Legal & beneficiary ownership)

As at 31st March 2022

S. No.	Promoter Name	No. of shares at the beginning of the year	Change during the year	No. of shares at the end of the year	% of total shares	% change during the year
1	Gaur Hari Singhania with Vasantlal D. Mehta & Raghubir Prasad Singhania	20	-	20	-	-
2	Sushila Devi Singhania	3,335,957	-	3,335,957	4.32	-
3	Kalpana Singhania	475,263	(2,401)	472,862	0.61	(0.01)
4	Manorama Devi Singhania*	531,465	(531,465)	-	-	(1.00)
5	Nidhipati Singhania	42,428	-	42,428	0.05	-
6	Abhishek Singhania*	4,008,994	(4,008,994)	-	-	(1.00)
7	Madhavkrishna Singhania	250,210	-	250,210	0.32	-
8	Raghavpat Singhania	250,210	-	250,210	0.32	-
9	Kavita Y Singhania**	3,869,650	(3,869,650)	-	-	(1.00)
10	Ajay Kumar Saraogi	3,340	-	3,340	-	-
11	Amrita Saraogi	3,000	-	3,000	-	-
12	Kailash Nath Khandelwal jointly with Radha Rani Khandelwal	1,000	-	1,000	-	-
13	Pushpa Saraogi	5,048	-	5,048	0.01	-
14	Radha Rani Khandelwal jointly with Kailash Nath Khandelwal	500	-	500	-	-
15	J. K.Traders Ltd.*	181,254	(181,254)	-		(1.00)
16	G.H.Securities Pvt. Ltd.	20	-	20	-	-
17	Yadu International Ltd.	31,034,518	2,400	31,036,918	40.17	0.00
18	Yadu Securities Pvt. Ltd	40	-	40	-	-
19	Ramapati Singhania jointly with Rajeshree Singhania**	549,662	(549,662)	-	-	(1.00)
	Total	**4,45,42,579**	**(91,41,026.00)**	**3,54,01,553**	**45.81**	

*Reclassification as per approval of SEBI dated 24 December 2021 transfer from promoters category to general category.

**Reclassification as per approval of SEBI dated 14 March 2022 transfer from promoters category to general category.

Notes

to the Standalone financial statements for the year ended 31 March 2022

(₹ in lacs)

As at 31st March 2021

S. No.	Promoter Name	No. of shares at the beginning of the year	Change during the year	No. of shares at the end of the year	% of total shares	% change during the year
1	Gaur Hari Singhania with Vasantlal D. Mehta & Raghubir Prasad Singhania	20	-	20	-	-
2	Sushila Devi Singhania	2,85,957	30,50,000	33,35,957	4.32	1,066.59
3	Yadupati Singhania	1,20,64,198	(1,20,64,198)	-	-	(100.00)
4	Kalpana Singhania	4,263	4,71,000	4,75,263	0.62	11,048.56
5	Manorama Devi Singhania	31,465	5,00,000	5,31,465	0.69	1,589.07
6	Nidhipati Singhania	33,428	9,000	42,428	0.05	26.92
7	Ramapati Singhania	49,662	(49,662)	-	-	(100.00)
8	Abhishek Singhania	58,994	39,50,000	40,08,994	5.19	6,695.60
9	Madhavkrishna Singhania	210	2,50,000	2,50,210	0.32	1,19,047.62
10	Raghavpat Singhania	210	2,50,000	2,50,210	0.32	1,19,047.62
11	Kavita Y Singhania	13,05,452	25,64,198	38,69,650	5.01	196.42
12	Ajay Kumar Saraogi	3,340	-	3,340	-	-
13	Amrita Saraogi	3,000	-	3,000	-	-
14	Kailash Nath Khandelwal jointly with Radha Rani Khandelwal	1,000	-	1,000	-	-
15	Pushpa Saraogi	5,048	-	5,048	0.01	-
16	Radha Rani Khandelwal jointly with Kailash Nath Khandelwal	500	-	500	-	-
17	J. K.Traders Ltd.	1,81,254	-	1,81,254	0.23	-
18	G.H.Securities Pvt. Ltd.	20	-	20	-	-
19	Yadu International Ltd.	3,08,34,518	2,00,000	3,10,34,518	40.16	0.65
20	Yadu Securities Pvt. Ltd	40	-	40	-	-
21	Ramapati Singhania jointly with Rajeshree Singhania	-	5,49,662	5,49,662	0.71	-
	Total	**4,48,62,579**	**(3,20,000.00)**	**4,45,42,579**	**57.64**	

16. Other equity

	As at 31 March 2022	As at 31 March 2021
a. Securities premium		
Balance at the beginning of the year	75,679.66	75,679.66
Changes during the year	-	-
Balance at the end of the year	**75,679.66**	**75,679.66**
b. Debenture redemption reserve		
Balance at the beginning of the year	4,722.40	8,011.80
Less: Transfer to retained earnings	(1,357.70)	(3,289.40)
Balance at the end of the year	**3,364.70**	**4,722.40**
c. General reserve		
Balance at the beginning of the year	1,10,325.02	1,00,325.02
Add: Transfer from retained earnings	20,000.00	10,000.00
Balance at the end of the year	**1,30,325.02**	**1,10,325.02**
d. Retained earnings (including Other Comprehensive Income)		
Balance at the beginning of the year	1,74,854.95	1,21,146.50
Add: Profit for the year	63,067.72	60,282.58

Notes

to the Standalone financial statements for the year ended 31 March 2022

(₹ in lacs)

	As at 31 March 2022	As at 31 March 2021
Add: Other Comprehensive income for the year	380.61	136.47
Less: Transfer to general reserve	(20,000.00)	(10,000.00)
Add: Transfer from debenture redemption reserve	1,357.70	3,289.40
Less: Dividend on equity shares	(11,590.24)	-
	2,08,070.74	**1,74,854.95**
	4,17,440.12	**3,65,582.03**

Debenture Redemption Reserve (DRR)

For the debentures issued and outstanding as at 31 March 2022 the Company has created DRR in accordance with requirement of section 71 of the Companies Act 2013. However, pursuant to a Ministry of Corporate Affairs notification dated 16 August 2019 amending Section 71 of the Companies Act, 2013 and Rule 18 (7) of the Companies (Share Capital and Debentures) Rules, 2014, the Company is not required to maintain DRR for debentures issued and accordingly has applied the said change in provision to debentures issued prospectively post 31 March 2020.

General Reserve

The Company appropriates a portion to general reserves out of the profits voluntarily to meet future contingencies. The said reserve is available for payment of dividend to the shareholders as per the provisions of the Act.

Securities Premium

Securities premium reserve is used to record the premium on issue of shares. The reserve can be utilised only for limited purposes such as issuance of bonus shares in accordance with the provisions of the Companies Act, 2013.

Retained earnings

Retained earnings represents all accumulated net income netted by all dividends paid to shareholders. Retained earnings includes re-measurement loss/(gain) on defined benefit plans, net of taxes that will not be reclassified to Statement of Profit and Loss. Retained earnings is a free reserve available to the Company.

Other Comprehensive Income

Remeasurement of defined benefit plans

Remeasurements of defined benefit plans represents the following as per Ind AS 19, Employee Benefits:

(a) actuarial gains and losses

(b) the return on plan assets, excluding amounts included in net interest on the net defined benefit liability (asset); and

(c) any change in the effect of the asset ceiling, excluding amounts included in net interest on the net defined benefit liability (asset)

Dividend

The following dividends were paid by the Company for the year.

	31 March 2022	31 March 2021
Final dividend paid for the year ended 31 March 2021 ₹15 per share (31 March 2020: ₹ Nil per share)	11,590.24	-
	11,590.24	**-**

After the reporting date, the board of directors confirms the proposed divided as final dividend . The dividends have not been recognised as liabilities and there are no tax consequences.

	31 March 2022	31 March 2021
Proposed dividend for the year ended 31 March 2022 ₹15.00 per share (31 March 2021: ₹15.00 per share)	11,590.24	11,590.24
	11,590.24	**11,590.24**

Notes

to the Standalone financial statements for the year ended 31 March 2022

Capital management

For the purpose of the Company's capital management, capital includes issued equity capital, securities premium and all other equity reserves attributable to the equity holders of the Company. The primary objective of the Company's capital management is to maximise the shareholder value.

The Company manages its capital structure and makes adjustments in light of changes in economic conditions and the requirements of the financial covenants. To maintain or adjust the capital structure, the Company may adjust the dividend payment to shareholders, return capital to shareholders or issue new shares. The Company monitors capital using a gearing ratio, which is net debt divided by total capital plus net debt. The Company includes within net debt, interest bearing loans and borrowings, less cash and cash equivalent, excluding discontinued operations.

(₹ in lacs)

	As at 31 March 2022	As at 31 March 2021
Borrowings (note 17)	2,47,551.28	2,67,197.34
Current Borrowings (note 22)	75,188.07	30,845.51
Current Investments (note 8)	(20,469.50)	(8,824.97)
Cash and Cash equivalent (note 10)	(6,442.56)	(8,385.87)
Fixed Deposits (note 5, 11 & 12)	(97,315.23)	(1,49,347.40)
Net debt	**1,98,512.06**	**1,31,484.61**
Total Equity (note 15 & 16)	4,25,166.95	3,73,308.86
Capital and net debt	**6,23,679.01**	**5,04,793.47**
Gearing ratio	**31.83%**	**26.05%**

In order to achieve this overall objective, the company's capital management, amongst other things, aims to ensure that it meets financial covenants attached to the interest-bearing loans and borrowings that define capital structure requirements. Breaches in meeting the financial covenants would permit the bank to immediately call loans and borrowings. There have been no breaches in the financial covenants of any interest-bearing loans and borrowing in the current period.

No changes were made in the objectives, policies or processes for managing capital during the years ended 31 March 2022 and 31 March 2021.

17. Non-Current Financial Liabilities - Borrowings

	As at 31 March 2022	As at 31 March 2021
(Carried at amortized cost, unless otherwise stated)		
Secured		
a. Non convertible debentures	45,675.87	49,207.13
Less: Current maturities of non convertible debentures (Refer note 22)	(17,400.00)	(3,600.00)
b. Term Loans From banks in Local Currency	2,27,599.67	2,27,517.40
Less: Current maturities of term loans (Refer note 22)	(18,695.06)	(14,267.53)
c. Vehicle loans	1,547.80	605.66
Less: Current maturities of vehicle loans (Refer note 22)	(649.43)	(278.13)
d. VAT loans from Government	10,135.44	6,731.46
Less: Current maturities of vat loans (Refer note 22)	(1,388.03)	(372.80)
Total Secured	**2,46,826.26**	**2,65,543.19**
Unsecured		
e. Deferred sales tax liabilities	1,512.44	2,472.10
Less: Current maturities of deferred sales tax liabilities (Refer note 22)	(787.42)	(817.95)
Total Unsecured	**725.02**	**1,654.15**
	2,47,551.28	**2,67,197.34**

Notes

to the Standalone financial statements for the year ended 31 March 2022

(₹ in lacs)

17a. Particulars of Securities, Repayment & Interest

	Repayment Frequency	Year of Maturity	Rate of Interest p.a.	Carrying Amount As at 31 March 2022	Carrying Amount As at 31 March 2021
Loan's Securities					
1) Secured Non Convertible Debentures					
NCD as shown includes ₹124.13 lacs (31 March 2021 : ₹192.86 lacs) towards amortised expenses. Non Convertible Debentures(NCDs): ₹45,800.00 lacs (31 March 2021 : ₹49,400.00 lacs)					
i) Security for NCDs for ₹20,800.00 lacs only (31 March 2021 : ₹24,400.00 lacs)	Annual	2023-24	10.50%	3,900.00	5,200.00
Secured by first mortgage on the Company's flat at Ahmedabad and also against first pari-passu charge by way of equitable mortgage of all the immovable assets except mining land and hypothecation of movable PPE pertaining to Company's existing cement plant at village Muddapur Karnataka	Annual	2023-24	11.00%	6,900.00	9,200.00
	Annual	2025-26	9.65%	10,000.00	10,000.00
ii) Security for NCDs for ₹25,000.00 lacs (31 March 2021 : ₹25,000.00 lacs) Secured by first pari-passu charge on the fixed assets related to Company's Grey Cement Plants (excluding mining land, mining leases and vehicles) at (a) Nimbahera having capacity of 3.25 Mn.tpa (b) Mangrol line 1 in the state of Rajasthan.	Semi Annual	2024-25	7.36%	25,000.00	25,000.00
Sub Total (1)				**45,800.00**	**49,400.00**
2) Secured Term Loans from Banks					
Term Loan as shown includes ₹357.16 lacs (31 March 2021 : ₹382.55 lacs) towards amortised expenses .					
Secured by pari-passu first charge on the Company's PPE (movable & immovable) by way of equitable mortgage on immovable assets and hypothecation on movable PPE, related to company's existing plant at Nimbahera, Mangrol & Gotan white. i) Company's Existing Plant at Nimbahera . ii) Company's Existing Plant at Mangrol . iii) Company's Existing White Cement Plant at Gotan consisting of White Cement plant and Thermal Power Plant	Quarterly	2023-24	MCLR+0.50%	3,155.57	4,786.03
Secured by equitable mortgage of immovable properties and hypothecation of movable PPE pertaining to undertaking of J. K. Cement Works, Gotan except current assets and vehicles.	Quarterly	2022-23	Fixed at 7.50%	-	1,607.14
Secured by first pari-passu charge by way of equitable mortgage of all the immovable assets except mining land & vehicles and hypothecation of all movable PPE, present and future pertaining to J. K. Cement Works, Muddapur, Karnataka.	Quarterly	2024-25	MCLR+ 0.40%	11,476.67	6,780.52
Secured by first pari-passu charge by way of equitable mortgage of all the immovable assets except mining land and hypothecation of all movable PPE, present and future pertaining to J. K. Cement Works, Muddapur, Karnataka.	Quarterly	2022-23	MCLR+ 0.50%	-	1,091.98
Secured against exclusive charge on entire movable PPE (by way of hypothecation) and on immovable PPE (by way of equitable mortgage) related to the Wall Putty project at Katni, Madhya Pradesh (excluding current assets and mining land, if any).	Quarterly	2023-24	Fixed at 7.20%	3,300.00	5,300.00

Notes

to the Standalone financial statements for the year ended 31 March 2022

(₹ in lacs)

	Repayment Frequency	Year of Maturity	Rate of Interest p.a.	Carrying Amount As at 31 March 2022	Carrying Amount As at 31 March 2021
Secured by First charge by way of equitable mortgage, on all the immovable properties, both present and future pertaining to, the new cement Plant at Mangrol, Rajasthan (save and except mining land) including captive power plant of 25 MW and waste heat recovery based power plant of 10 MW and split Grinding Unit at Jharli, Haryana and hypothecation of all the movable PPE of the above plants (save and except Current Assets), both present and future and second charge on all current assets, present and future, pertaining to the above plants (subject to prior charge created or to be created on the Current Assets in favour of the Working Capital Lenders for securing the Working Capital Facilities.	Quarterly	2030-31	MCLR+ 0.50%	86,594.19	93,155.03
	Quarterly	2030-31	MCLR+ 0.40%	10,341.25	11,179.24
(i) Secured by pari-passu first charge by way of equitable mortgage of the immovable properties ,present and future, pertaining to the Mangrol 3rd Line clinker unit, Mangrol WHR Plant, Aligarh Grinding unit and Balasinor Grinding unit but excluding mining land. (ii) First pari-passu charge with existing lenders by way of equitable mortgage of the immovable properties present and future, pertaining to the Mangrol expanded Grinding unit and Nimbahera expanded Grinding unit but excluded the mining land. (iii) Secured by pari passu first charge by way of hypothecation of the movable fixed assets both present and future, pertaining to the Mangrol 3rd Line clinker unit, Mangrol WHR Plant, Aligarh Grinding unit and Balasinor Grinding unit, (save and except the current assets and vehicles). (iv) First pari-passu charge by way of hypothecation of the movable fixed assets, both present and future, pertaining to Mangrol expanded Grinding unit and Nimbahera expanded Grinding unit (save and except the current assets and vehicles). (v) Secured by second charge by way of hypothecation of the current assets pertaining to Mangrol 3rd line clinker unit ,Mangrol WHR Plant, Aligarh Grinding unit ,Balasinor Grinding unit ,Mangrol Expanded Grinding unit and Nimbahera Expanded Grinding unit both present and future (subject to prior charge created or to be created on the current assets in favour of borrower's bankers for securing their working capital advances.)	Quarterly	2031-32	MCLR+ 0.35%	113,089.15	104,000.00
Sub Total (2)				**227,956.83**	**227,899.94**
3) Secured Vehicle loans from Banks					
Secured by hypothecation of vehicles	Monthly	3 years	MCLR	1,547.80	605.66
4) Secured VAT loans from Government					
Secured by second pari passu charge by way of equitable mortgage of land building and plant and machinery pertaining to J. K. Cement Works ,Muddapur,Karnataka and bank guarantee.The availment of said scheme is still continued.	10 years	10 years from Grant	Interest Free	10,135.44	6,731.46
5) Unsecured Deferred sales tax liabilities					
Unsecured interest free Deferred sales tax liabilities				1,512.44	2,472.10
Total (1) + (2) + (3) + (4) + (5)				**286,952.51**	**287,109.16**
Less : Amortised expenses				(481.29)	(575.41)
Less : Shown in current maturities of long term debt [Refer note 17 (a+b)]				(38,919.94)	(19,336.41)
Balance shown as above				**247,551.28**	**267,197.34**

Notes

to the Standalone financial statements for the year ended 31 March 2022

(₹ in lacs)

17b. Net Debt Reconciliation

	As at 31 March 2022	As at 31 March 2021
This section sets out an analysis of net debt and the movements in net debt for each of the year presented		
Cash and cash equivalent (note 10)	6,442.56	8,385.87
Fixed Deposits (note 5, 11 & 12)	97,315.23	1,49,347.40
Liquid investments (note 8)	20,469.50	8,824.97
Current borrowings (note 22)	(75,188.07)	(30,845.51)
Non current borrowings (note 17)	(2,47,551.28)	(2,67,197.34)
Net Debt	**(1,98,512.06)**	**(1,31,484.61)**

17c. Changes in liabilities arising from financial activities

Particulars	Current borrowings	Non-Current borrowings including current maturity of long term borrowings	Lease liabilities (including current and non current)
Opening balance as at 01 April 2020	13,884.70	2,62,132.71	1,606.43
Addition on account of new leases during the year	-	-	769.32
Cash flow (net)	(2,375.60)	24,401.04	(650.40)
Interest expenses	-	-	137.16
As at 31 March 2021	**11,509.10**	**2,86,533.75**	**1,862.51**
	-	-	
Addition on account of new leases during the year	-	-	2,864.82
Cash flow (net)	24,759.03	(62.53)	(947.70)
Interest expenses	-	-	154.68
As at 31 March 2022	**36,268.13**	**2,86,471.22**	**3,934.31**

17d. Non-Current Financial Liabilities - Lease

	As at 31 March 2022	As at 31 March 2021
Lease liabilities	3,191.51	1,343.37
	3,191.51	**1,343.37**

18. Non-Current Financial Liabilities - Others

	As at 31 March 2022	As at 31 March 2021
Security deposits	35,837.82	31,077.40
	35,837.82	**31,077.40**

Notes

to the Standalone financial statements for the year ended 31 March 2022

(₹ in lacs)

19. Non-Current Provisions

	As at 31 March 2022	As at 31 March 2021
Provision for employee benefits (Refer note 38)		
- Leave encashment	3,075.73	3,184.85
Provision for mines restoration charges*	1,629.78	1,006.68
	4,705.51	**4,191.53**
* Provision for mines restoration charges:		
Opening balance	1,006.68	881.87
Addition during the year	623.10	124.81
Closing balance	**1,629.78**	**1,006.68**

The Company provides for the expenditure to reclaim the quarries used for mining in the Statement of Profit and Loss based on the estimated expenditure required to be made towards restoration and rehabilitation at the time of vacation of mine. Provisions are reviewed at each balance sheet date and are adjusted to reflect the current best estimates.

20. Deferred Tax Liabilities (net)

A. The balance comprises temporary differences attributable to:

	As at 31 March 2022	As at 31 March 2021
Deferred tax liabilities		
Property, plant and equipment	87,292.32	77,926.22
Deferred tax assets		
Employee benefits	1,264.67	1,281.42
Trade receivables	852.46	841.87
Liability on payment basis	3,106.63	2,945.73
MAT credit entitlement	8,220.34	13,462.96
	73,848.22	**59,394.24**

B. Movement in deferred tax balances

	As at 31 March 2021	Recognized in P&L	Recognized in OCI	As at 31 March 2022
Deferred tax assets				
Employee benefits	1,281.42	187.69	(204.44)	1,264.67
Trade receivables	841.87	10.59	-	852.46
Liability on expenses	2,945.73	160.90	-	3,106.63
Sub- total (a)	**5,069.02**	**359.18**	**(204.44)**	**5,223.76**
Deferred tax liabilities				
Property, plant and equipment	77,926.22	9,366.10	-	87,292.32
Sub- total (b)	**77,926.22**	**9,366.10**	**-**	**87,292.32**
Deferred tax liability (b)-(a)	**72,857.20**	**9,006.92**	**204.44**	**82,068.56**
MAT credit entitlement	13,462.96	(5,242.62)	-	8,220.34
Net deferred tax liability	**59,394.24**	**14,249.54**	**204.44**	**73,848.22**

Notes

to the Standalone financial statements for the year ended 31 March 2022

(₹ in lacs)

	As at 31 March 2020	Recognized in P&L	Recognized in OCI	As at 31 March 2021
Deferred tax assets				
Employee benefits	1,336.36	18.36	(73.30)	1,281.42
Trade receivables	775.27	66.60	-	841.87
Liability on expenses	3,404.61	(458.88)	-	2,945.73
Sub- Total (a)	**5,516.24**	**(373.92)**	**(73.30)**	**5,069.02**
Deferred tax liabilities				
Property, plant and equipment	72,286.91	5,639.31	-	77,926.22
Sub- Total (b)	**72,286.91**	**5,639.31**	**-**	**77,926.22**
Net Deferred Tax Liability (b)-(a)	**66,770.67**	**6,013.23**	**73.30**	**72,857.20**
MAT credit entitlement	24,959.75	(11,496.79)	-	13,462.96
Net deferred tax liability	**41,810.92**	**17,510.02**	**73.30**	**59,394.24**

C. Amounts recognised in profit or loss

	For the year ended 31 March 2022	For the year ended 31 March 2021
Current tax expense*		
Current year	25,699.70	30,755.78
	25,699.70	**30,755.78**
Deferred tax charge/(credit)		
Origination and reversal of temporary differences	9,006.92	6,013.23
Earlier year tax adjustment	(1,420.77)	2,203.06
	7,586.15	**8,216.29**
Total tax expenses	**33,285.85**	**38,972.07**

D. Amounts recognised in other comprehensive Income

	For the year ended 31 March 2022			For the year ended 31 March 2021		
	Before tax	Tax (Expense)/ Income	Net of tax	Before tax	Tax (Expense)/ Income	Net of tax
Remeasurements of defined benefit liability	585.05	(204.44)	380.61	209.77	(73.30)	136.47
	585.05	**(204.44)**	**380.61**	**209.77**	**(73.30)**	**136.47**

E. Reconciliation of tax expense and the accounting profit multiplied by the applicable tax rate(s)

	For the year ended 31 March 2022		For the year ended 31 March 2021	
	Rate	Amount	Rate	Amount
Profit before tax	34.94%	96,353.57	34.94%	99,254.65
Tax using the Company's domestic tax rate		33,669.79		34,683.54
Tax effect of:				
Non-deductible expenses		845.51		923.50
Provision for impairment (Non-Deductible expenses)		4,542.72		5,558.66
Tax-exempt income & incentives		(4,351.40)		(4,396.69)
Others		(1,420.77)		2,203.06
		33,285.85		**38,972.07**

*The Government of India on 20 September 2019, vide the Taxation Laws (Amendment) Ordinance 2019, inserted a new section 115BAA in the Income-tax Act, 1961, which provides domestic companies a non-reversible option to pay corporate tax at reduced rates effective, 1 April 2019, subject to certain conditions. The Company is continuing

Notes

to the Standalone financial statements for the year ended 31 March 2022

to provide for income tax at old rates, considering available unutilised minimum alternative tax credit and other tax benefits/holidays.

The Company offsets tax assets and liabilities if and only if it has a legally enforceable right to set off current tax assets and current tax liabilities and the deferred tax assets and deferred tax liabilities relates to income taxes levied by the same tax authority.

"In assessing the realisability of deferred tax assets, management considers whether it is probable, that some portion, or all, of the deferred tax assets will not be realised. The ultimate realisation of deferred tax assets is dependent upon the generation of future taxable income during the years in which the temporary differences become deductible. Management considers the projected future taxable income and tax planning strategies in making this assessment. Based on the level of historical taxable income and projections for future taxable incomes over the years in which the deferred tax assets are deductible, management believes that it is probable that the Company will be able to realise the benefits of those deductible differences in future.In calculating the tax provisions, the Company has considered certain deductions under section 80IA as being deductible for tax purposes based on expert opinion and other court rulings in similar matters.Accordingly management has determined that no provision is required to be recognised for these deductions.

21. Other non-current liabilities

(₹ in lacs)

	As at 31 March 2022	As at 31 March 2021
Deferred income on government grants	11,141.28	7,820.63
	11,141.28	**7,820.63**
Government grants have been received against the purchase of certain items of property, plant and equipment and sales tax loan. There are no unfulfilled conditions or contingencies attached to these grants.		
Opening balance		
Current (Refer note 25)	821.76	823.80
Non current	7,820.63	7,812.07
	8,642.39	8,635.87
Received during the year	5,154.82	850.03
Amortised during the year	(892.52)	(542.86)
Less: Released to statement of profit or loss	(300.45)	(300.65)
Closing balance	12,604.24	8,642.39
Current (Refer note 25)	1,462.96	821.76
Non-current	11,141.28	7,820.63
	12,604.24	**8,642.39**

22. Current Financial Liabilities - Borrowings

	As at 31 March 2022	As at 31 March 2021
(Carried at Amortised Cost, except otherwise stated		
Loan repayable on demand (Secured)*		
- From banks	23,768.13	11,424.54
- In EEFC accounts	-	84.56
- Commercial Paper	12,500.00	-
Current maturities of long-term debt	38,919.94	19,336.41
	75,188.07	**30,845.51**

*Loan repayable on demand are secured by first charge on current assets of the Company namely inventories, book debts etc. and second charge on PPE of the Company except the PPE pertaining to J. K. Cement Works, Gotan, J. K. Cement Works, Balasinor, J. K. Cement Works, Katni and the assets having exclusive charge of other lenders. Second charge on fixed assets at Karnataka plant shall rank pari passu with the State Govt. of Karnataka for interest free loan against VAT payable by the Borrower.

Notes

to the Standalone financial statements for the year ended 31 March 2022

(₹ in lacs)

22a. Current Financial Liabilities - Lease

	As at 31 March 2022	As at 31 March 2021
Lease liabilities	742.80	519.14
	742.80	**519.14**

23. Current Financial Liabilities - Trade Payables

	As at 31 March 2022	As at 31 March 2021
(Carried at Amortised Cost, except otherwise stated)		
(a) Total outstanding dues of micro enterprises and small enterprises (Refer note 41)	6,544.39	6,166.70
(b) Total outstanding dues of creditors other than micro enterprises and small enterprises	60,370.58	48,828.56
	66,914.97	**54,995.26**

Trade payable Ageing Schedule
As at 31 March 2022

Particulars	Outstanding for following periods from due date of payment					
	Total 31 March 2022	Unbilled	Less than 1 year	1-2 Years	2-3 Years	More than 3 Years
Micro enterprises and small enterprises	6,544.39	-	6,289.65	206.05	38.03	10.66
Creditors other than micro enterprises and small enterprises	60,370.58	18,051.60	40,565.95	1,169.14	270.88	313.01
	66,914.97	**18,051.60**	**46,855.60**	**1,375.19**	**308.91**	**323.67**

As at 31 March 2021

Particulars	Outstanding for following periods from due date of payment					
	Total 31 March 2021	Unbilled	Less than 1 year	1-2 Years	2-3 Years	More than 3 Years
Micro enterprises and small enterprises	6,166.70	-	6,070.72	82.36	8.91	4.71
Creditors other than micro enterprises and small enterprises	48,828.56	15,274.71	30,861.48	1,324.91	293.68	1,073.78
	54,995.26	**15,274.71**	**36,932.20**	**1,407.27**	**302.59**	**1,078.49**

Based on the information available with the Company regarding the status of suppliers as defined under MSMED Act,2006, there was no principal amount overdue and no interest was payable to the Micro, Small and Medium Enterprises on 31 March 2022 as per the terms of contract.

Trade payable for non interest bearing and are generally on terms of below 90 days

24. Current Financial Liabilities - Others

	As at 31 March 2022	As at 31 March 2021
Employee dues	2,189.22	1,867.66
Interest accrued but not due on borrowings	718.85	802.79
Unpaid dividends*	165.50	137.30
Unclaimed fraction money	9.21	9.21
Security deposits**	3,663.49	3,196.39
Project creditors	8,675.42	9,867.09

Notes

to the Standalone financial statements for the year ended 31 March 2022

(₹ in lacs)

	As at 31 March 2022	As at 31 March 2021
Temporary book overdraft	4,572.90	4,083.75
Others	1,911.26	1,581.54
	21,905.85	**21,545.73**

*Unpaid dividend does not include amount due and outstanding to be credited to Investor Education and Protection Fund.

**Balance includes security deposit received from the retailers & interest due on security deposits.

25. Other Current Liabilities

	As at 31 March 2022	As at 31 March 2021
Statutory dues payable	15,345.76	11,570.01
Deferred income from government grants	1,462.96	821.76
Advance from customers	12,043.84	11,497.51
Others*	31,165.07	31,364.86
	60,017.63	**55,254.14**

*It includes Retention price and Liability towards dealer incentive relates to the accrual and release of in-kind discount.

26. Current Provisions

	As at 31 March 2022	As at 31 March 2021
Employee benefits	778.03	1,087.61
Provision for Contingency*	7,235.67	7,384.49
	8,013.70	**8,472.10**

* Movement of provision during the year as required by Ind AS - 37 " Provisions, Contingent Liabilities and Contingent Asset"

	As at 31 March 2022	As at 31 March 2021
Provision for Contingency		
Opening Balance	7,384.49	9,014.88
Add: Provision during the year	1,031.15	1,035.99
Less; Utilisation during the year	(1,179.97)	(2,666.38)
Closing Balance	**7,235.67**	**7,384.49**

27. Revenue from operations

	For the year ended 31 March 2022	For the year ended 31 March 2021
Sale of finished goods	7,38,599.13	6,18,203.08
Sale of traded goods	14,306.15	5,138.71
Total (i)*	**7,52,905.28**	**6,23,341.79**
Other operating revenues		
Claims realised	156.70	105.76
Government grants	9,263.35	6,246.75
Miscellaneous income	5,533.07	3,133.58
Total (ii)	**14,953.12**	**9,486.09**
Revenue from operations [(i) + (ii)]	**7,67,858.40**	**6,32,827.88**

Notes

to the Standalone financial statements for the year ended 31 March 2022

(₹ in lacs)

***Reconciliation of Revenue as per Contract Price and as recognized in the Statement of Profit and Loss**

	For the year ended 31 March 2022	For the year ended 31 March 2021
Revenue as per Contract Price	8,64,103.66	7,14,582.43
Less: Discounts and Incentives**	(1,11,198.38)	(91,240.64)
Total Revenue from operations	**7,52,905.28**	**6,23,341.79**

**Includes variable considerations which are included in the transaction price determined at the inception of the contract.

Disaggregated revenue information

a. The Company is primarily in the business of manufacture and sale of cement. The product shelf life being short, all sales are made at a point in time and revenue recognised upon satisfaction of the performance obligations which is typically upon dispatch/delivery. The amounts receivable from customers are generally on terms of 0 to 90 days. There is no significant financing component in any transaction with the customers.

b. The Company does not have any remaining performance obligation as contracts entered for sale of goods are for a shorter duration.

c. The Company does not provide performance warranty for products, therefore there is no liability towards performance warranty.

d. The management determines that the segment information reported in Note 37 is sufficient to meet the disclosure objective with respect to disaggregation of revenue under Ind AS 115 Revenue from contract with customers.

28. Other Income

	For the year ended 31 March 2022	For the year ended 31 March 2021
Interest income from financial assets measured at amortised cost		
- from bank deposits	6,698.66	7,420.39
- from others	862.73	878.93
Gain on fair valuation/sale of investment (net)	49.44	218.93
Government grants *	300.45	300.65
Miscellaneous income	5,951.87	1,934.55
Net gain on foreign currency transactions and translation	416.45	582.25
	14,279.60	**11,335.70**

*Government grants income on account of capital subsidy recognised over the period of useful life of property, plant and equipment against which the grant is received.

29. Cost of Materials Consumed

	For the year ended 31 March 2022	For the year ended 31 March 2021
Opening inventory (A)	14,475.23	10,410.08
Purchases (B)	1,26,594.06	1,00,823.11
Closing inventory (C)	(25,530.71)	(14,475.23)
Total (A+B+C)	**1,15,538.58**	**96,757.96**

Notes

to the Standalone financial statements for the year ended 31 March 2022

(₹ in lacs)

30. Changes in Inventories of Finished Goods,Work-in-Progress and Traded Goods

	For the year ended 31 March 2022	For the year ended 31 March 2021
Closing inventory		
Work-in-progress	9,202.69	8,407.42
Finished goods	9,264.04	8,260.53
Traded Goods	253.97	148.73
Total (A)	**18,720.70**	**16,816.68**
Opening inventory		
Work-in-progress	8,407.42	7,168.66
Finished goods	8,260.53	11,530.37
Traded Goods	148.73	64.94
Total (B)	**16,816.68**	**18,763.97**
Total (B-A)	**(1,904.02)**	**1,947.29**

31. Employee Benefits Expense

	For the year ended 31 March 2022	For the year ended 31 March 2021
Salaries and wages	43,810.83	35,939.79
Contribution to provident and other funds	3,694.82	3,398.95
Staff welfare expenses	2,911.74	1,875.10
	50,417.39	**41,213.84**

32. Finance Costs

	For the year ended 31 March 2022	For the year ended 31 March 2021
(Financial Liabilities measured at Amortised Cost)		
Interest expenses	25,314.20	23,257.95
Interest expenses on Lease liabilities	154.68	137.16
Other borrowing costs (includes bank charges, etc.)	314.87	250.90
Unwinding of discounts	957.79	563.58
Loss on forward Contract	50.78	-
	26,792.32	**24,209.59**
Less: Interest Capitalised (Refer note 2)	(1,860.54)	(1,893.39)
	24,931.78	**22,316.20**

33. Depreciation and Amortisation Expense

	For the year ended 31 March 2022	For the year ended 31 March 2021
Depreciation on tangible assets (Refer note 2)	26,367.29	23,086.88
Amortisation on intangible assets (Refer note 3)	293.52	207.60
Depreciation on Right of use assets (Refer note 3(i))	1,541.15	1,173.23
	28,201.96	**24,467.71**

Notes

to the Standalone financial statements for the year ended 31 March 2022

(₹ in lacs)

34. Other Expenses

	For the year ended 31 March 2022	For the year ended 31 March 2021
Packing material consumed	35,347.35	26,103.70
Stores and spares consumed	12,981.78	8,896.00
Repairs and maintenance:		
- Buildings	1,993.36	1,086.61
- Plant and machinery	10,184.27	8,352.94
- Other assets	147.41	76.66
Other manufacturing expenses	1,072.55	840.61
Rent	1,704.89	1,792.59
Lease rent and hire charges	4.85	4.45
Rates and taxes	2,208.84	1,288.28
Insurance	2,164.51	1,641.57
Travelling and conveyance #	3,824.60	2,181.88
Corporate social responsibility expenses (Refer note no 44)	1,695.85	1,226.14
Bad trade receivables / advances / deposits written off	6.00	325.00
Expected Credit loss for trade receivables/advances	-	120.26
Loss on disposal of property, plant & equipment	3,043.19	4,585.37
Legal & Professional expenses	9,640.87	6,086.14
Sales promotion and other selling expenses	15,407.38	14,627.99
Advertisement and publicity	8,459.51	7,290.63
Miscellaneous expenses #	18,858.05	13,749.11
	1,28,745.26	**1,00,275.93**
Details of Payments to Statutory Auditors		
As auditor:		
Audit fees	160.00	140.00
For other services		
Certification fees and other matters	58.75	12.75
Re-imbursement of expenses	-	1.37
	218.75	**154.12**

35. Earning Per Share

	For the year ended 31 March 2022	For the year ended 31 March 2021
Total profit for the year attributable to equity shareholders	63,067.72	60,282.58
Weighted average number of equity shares of ₹10/- each (In lacs)	772.68	772.68
EPS - Basic and Diluted (in ₹)	**81.62**	**78.02**

Basic EPS amounts are calculated by dividing the profit for the year attributable to equity holders by the weighted average number of equity shares outstanding during the year.

Notes

to the Standalone financial statements for the year ended 31 March 2022

(₹ in lacs)

36. Contingent liabilities, contingent assets and commitments

	For the year ended 31 March 2022	For the year ended 31 March 2021
A. Contingent liabilities in respect of:		
1. Claim against the Company not acknowledged as debts (includes show cause notices pertaining to excise duty and others)(cash flow is dependent on court decision pending at various level)	4,470.30	6,941.93
2. There are numerous interpretative issues relating to the Supreme Court (SC) judgement dated 28 February 2019 on Provident Fund (PF) on the inclusion of allowances for the purpose of PF contribution as well as its applicability of effective date. The Company is evaluating and seeking legal inputs regarding various interpretative issues and its impact. As a matter of caution, the Company has applied the judgement on a prospective basis from the date of the SC order. The Company will update its provision for the period prior to the Supreme Court judgement, on receiving further clarity on the subject.	-	-
Other for which the Company is contingently liable		
3. In respect of disputed demands for which Appeals are pending with Appellate Authorities/ Courts – no provision has been considered necessary by the Management		
a) Excise duty *	2,606.37	2,351.44
b) Sales and Entry Tax*#	10,480.80	1,380.63
c) Service Tax*	48.56	48.56
d) Income Tax (primarily on account of disallowance of depreciation on goodwill and additional depreciation on power plants etc.)**	6,219.95	1,087.48
4. In respect of interest on "Cement Retention Price" realised in earlier years	1,332.95	1,312.57
5. The Competition Commission of India (₹CCI') has imposed penalty of ₹12,854 lacs ('first matter') and ₹928 lacs ('second matter') in two separate orders dated 31 August 2016 and 19 January 2017 respectively for alleged contravention of provisions of Competition Act 2002 by the Company. The Company has filed appeals against the above orders. The National Company Law Appellate Tribunal (₹NCLAT'), on hearing the appeal in the first matter, upheld the decision of CCI for levying the penalty vide its order dated 25 July 2018. Post order of the NCLAT, CCI issued a revised demand notice dated 7 August 2018 of ₹15,492 lacs consisting of penalty of ₹12,854 lacs and interest of ₹2,638 lacs. The Company has filed appeal with Hon'ble Supreme Court against the above order. Hon'ble Supreme Court has stayed the NCLAT order. While the appeal of the Company is pending for hearing, the Company backed by a legal opinion, believes that it has a good case and accordingly no provision has been considered in the books of accounts. In the second matter, demand had been stayed and the matter is pending for the hearing before NCLAT.	13,782.00	13,782.00
6. In respect of land tax levied by state Government of Rajasthan	15.46	15.46
7. In respect of demand of Railway Administration pending with Jodhpur High Court	257.16	218.86
8. In respect of charges on account of electricity duty, water cess etc. levied by Ajmer Vidyut Vitran Nigam Ltd (AVVNL)	5,117.69	6,489.34
9. In respect of Environmental and Health Cess	328.37	328.37
10. In respect of Interest on Rajasthan Electricity duty WHR 2017-18,2018-2019 and 2019-2020	460.51	460.51
11. In respect of Workmen Compensation Act Case no. 55/2020	6.33	-
12. In respect of S.B. Civil Misc. Appeal no. 919/2013	1.62	-
13. In respect of J. K. Cement Vs Jagdish Jatia & Others 89/2019	3.00	-
14. In respect of J. K. Cement Vs G.M.(Eastern)Railway Kolkata & Others 32/05 & 33/05, case nos 5299/2019 and 5312/2019	52.49	-

* Disputes are primarily on account of disallowances of input credits, interest on entry tax, etc.

**The Government of India introduced the Direct tax, Vivad se Vishwas scheme ,2020 by enactment of the Direct Tax Vivad Se Vishwas Act, 2020 and the Direct tax Vivad Se Vishwas Rules, 2020 for settlement of pending Income tax disputes. The Company has settled its pending Income Tax Disputes from AY 2005-06 to 2018-19 (except AY 2007-08 and 2008-09) Under the said scheme and accordingly corresponding contingent liabilities pertaining to these years have been reduced. Based on the final settlement orders received from the designated authority under the scheme for all the above years, the Company had recognised an amount of ₹2,150.48 lacs in the Statement of Profit and Loss for the year ended 31 March 2021 and is included in the "Earlier year tax adjustment".

Notes

to the Standalone financial statements for the year ended 31 March 2022

(₹ in lacs)

#The Company has opted the Amnesty Scheme Under the Sabka Vishwas (Legacy Dispute Resolution) Scheme 2019, announced by the Government of India,2021 in relation to disputed liabilities of entry tax cases. Entry tax cases have been settled upto 2011-12 and accordingly Company's contingent liabilities in relation to these years have been reduced by ₹5,042 lacs during the previous year.

Financial Guarantees

Corporate guarantees given to Banks for finance provided to subsidiary Companies.	58,540.00	38,897.98

The Company has assessed that it is only possible, but not probable, that outflow of economic resources will be required for the above guarantees.

B. Commitments		
Capital commitment	7,356.41	8,934.48
C. Contingent assets		
Insurance Claims	359.08	129.68
Refund expected in legal cases	259.17	-

37. Segment information

Segment information is presented in respect of the Company's key operating segments. The operating segments are based on the Company's management and internal reporting structure.

Operating Segments

The Company's Board of Directors have been identified as the Chief Operating Decision Maker ('CODM'), since they are responsible for all major decision w.r.t. the preparation and execution of business plan, preparation of budget, planning, expansion, alliance, joint venture, merger and acquisition, and expansion of any new facility.

Board of Directors reviews the operating results at company level, accordingly there is only one Reportable Segment for the Company which is "Cement", hence no specific disclosures have been made.

Entity wide disclosures

A. Information about geographical areas

Non-current assets (Property, plant and equipment, Intangible assets and other non-current assets) are in India.

Revenue	For the year ended 31 March 2022	For the year ended 31 March 2021
Within territory	7,50,820.97	6,20,976.48
Outside territory	2,084.31	2,365.31

B. Information about major customers (from external customers)

The Company has not derived revenues from single customer during the year as well as during previous year which amount to 10 per cent or more of the entity's revenues.

38. Employee benefits

The Company contributes to the following post-employment defined benefit plans in India.

(i) Defined Contribution Plans:

The Company makes contributions towards provident fund and superannuation fund to a defined contribution retirement benefit plan for qualifying employees. Under the plan, the Company is required to contribute a specified percentage of payroll cost to the retirement benefit plan to fund the benefits.

	For the year ended	
	31 March 2022	31 March 2021
Contribution to government Provident Fund	1,724.42	1,424.79
Contribution to Superannuation Scheme	369.62	399.36
Contribution to Family Pension Fund	646.09	610.20

Notes

to the Standalone financial statements for the year ended 31 March 2022

(ii) Defined Benefit Plan:

The Company provides for gratuity for employees in India as per the Payment of Gratuity Act, 1972. Employees who are in continuous service for a period of 5 years are eligible for gratuity. The amount of gratuity payable on retirement/termination is the employees last drawn basic salary per month computed proportionately for 15 days salary multiplied for the number of years of service. The gratuity plan is a funded plan and the Company makes contributions to Group Gratuity Trust (J. K. Cement Gratuity fund) registered under Income Tax Act-1961.

The most recent actuarial valuation of plan assets and the present value of the defined benefit obligation for gratuity were carried out as at 31 March 2022. The present value of the defined benefit obligations and the related current service cost and past service cost, were measured using the Projected Unit Credit Method.

A. Based on the actuarial valuation obtained in this respect, the following table sets out the status of the gratuity plan and the amounts recognised in the Company's financial statements as at balance sheet date:

(₹ in lacs)

	31 March 2022	31 March 2021
Net defined benefit obligation	7,841.77	7,863.12
Total employee benefit asset	7,607.15	7,237.72
Net defined benefit liability	234.62	625.40

B. Movement in net defined benefit (asset) liability - Gratuity (Funded)

The following table shows a reconciliation from the opening balances to the closing balances for net defined benefit (asset) liability and its components:

	31 March 2022			31 March 2021		
	Defined benefit obligation	Fair value of plan assets	Net defined benefit (asset)/ liability	Defined benefit obligation	Fair value of plan assets	Net defined benefit (asset)/ liability
Opening Balance	7,863.12	7,237.72	625.40	7,856.12	6,295.69	1,560.43
Included in profit or loss						
Current service cost	799.97	-	799.97	782.01	-	782.01
Interest cost (income)	471.60	451.90	19.70	478.01	427.15	50.86
	1,271.57	**451.90**	**819.67**	**1,260.02**	**427.15**	**832.87**
Included in OCI						
Remeasurements loss (gain)						
Actuarial loss (gain) arising from:						
- financial assumptions	(171.81)	-	(171.81)	(48.59)	-	(48.59)
- demographic assumptions	(151.80)	-	(151.80)	(249.67)	-	(249.67)
- experience adjustment	(214.38)	-	(214.38)	51.70	-	51.70
- return on plan assets excluding interest income	-	47.06	(47.06)	-	(36.79)	36.79
	(537.99)	**47.06**	**(585.05)**	**(246.56)**	**(36.79)**	**(209.77)**
Other						
Contributions paid by the employer	-	625.40	(625.40)	-	1,540.42	(1,540.42)
Benefits paid directly by the Company	-	-	-	(17.71)	-	(17.71)
Benefits paid	(754.93)	(754.93)	-	(988.75)	(988.75)	-
	(754.93)	**(129.53)**	**(625.40)**	**(1,006.46)**	**551.67**	**(1,558.13)**
Closing Balance	**7,841.77**	**7,607.15**	**234.62**	**7,863.12**	**7,237.72**	**625.40**

Notes

to the Standalone financial statements for the year ended 31 March 2022

C. Plan assets

The plan assets are managed by the Gratuity Trust formed by the Company. The management of 100% of the funds is entrusted according to norms of Gratuity Trust, whose pattern of investment is available with the Company.

(₹ in lacs)

Particulars	As at March 31, 2022	As at March 31, 2021
Government of India Securities (Central and State)	52.66%	50.24%
High quality corporate bonds (including Public Sector Bonds)	24.74%	21.13%
Cash (including Special Deposits)	22.60%	28.63%

D. Actuarial assumptions

The following were the principal actuarial assumptions at the reporting date (expressed as weighted averages).

	March 31, 2022	March 31, 2021
Discount rate	6.60%	6.30%
Mortality	IALM (2006-08)	IALM (2006-08)
Turnover rate : Staff	10% of all ages	8% of all ages
Turnover rate : Worker	1% of all ages	1% of all ages
Expected rate of future salary increase	10%	First Year 7%
		Thereafter 10%

Assumptions regarding future mortality have been based on published statistics and mortality tables.

At 31 March 2022, the weighted-average duration of the defined benefit obligation was 7 years (as at 31 March 2021: 7 years).

E. Sensitivity analysis

Reasonably possible changes at the reporting date to one of the relevant actuarial assumptions, holding other assumptions constant, would have affected the defined benefit obligation by the amounts shown below.

Gratuity

	31 March 2022		31 March 2021	
	Increase	Decrease	Increase	Decrease
Discount rate (1% movement)	(521.87)	603.88	(557.54)	649.04
Expected rate of future salary increase (1% movement)	476.03	(447.52)	514.81	(475.64)
	(45.84)	**156.36**	**(42.73)**	**173.40**

Although the analysis does not take account of the full distribution of cash flows expected under the plan, it does provide an approximation of the sensitivity of the assumptions shown.

The actuarial demographic assumptions taken for the calculation are as follows

	31 March 2022		31 March 2021	
Withdrawal Rate	Staff	10%	Staff	8%
	Workers	1%	Workers	1%
Mortality Rate	Indian Assured Lives		Indian Assured Lives	
	Mortality (2006-08)Ultimate		Mortality (2006-08)Ultimate	

Notes

to the Standalone financial statements for the year ended 31 March 2022

F. Through its defined benefit plans, the company is exposed to a number of risks, the most significant of which are detailed below:

Asset volatility: The plan liabilities are calculated using a discount rate set with reference to bond yields; if plan assets underperform this yield, this will create a deficit. Most of the plan asset investments is in fixed income securities with high grades and in government securities. These are subject to interest rate risk and the fund manages interest rate risk with derivatives to minimise risk to an acceptable level.

Changes in bond yields: A decrease in bond yields will increase plan liabilities, although this will be partially offset by an increase in the value of the scheme's bond holdings.

Life expectancy: The pension obligations are to provide benefits for the life of the member, so increase in life expectancy will result in increase in plans liability. This is particularly significant where inflationary increases result in higher sensitivity to changes in life expectancy.

The Company ensures that the investment positions are managed within an asset-liability matching (ALM) framework that has been developed to achieve long-term investments that are in line with the obligations under the employee benefit plans. Within this framework, the company's ALM objective is to match assets to the pension obligations under the employee benefit plan term fixed interest securities with maturities that match the benefit payments as they fall due and in the appropriate currency. The Company actively monitors how the duration and the expected yield of the investments are matching the expected cash outflows arising from the employee benefit obligations. The Company has not changed the processes used to manage its risks from previous periods. Investments are well diversified, such that the failure of any single investment would not have a material impact on the overall level of assets. A large portion of assets at reporting date consists of government and corporate bonds, although the Company also invests in equities, cash and mutual funds. The Company believes that equities offer the best returns over the long term with an acceptable level of risk.

G. The expected benefit payments in future years:

(₹ in lacs)

	As at March 31, 2022	As at March 31, 2021
Within the next 12 months (next annual reporting period)	866.95	833.82
Between 2 and 5 years	4,176.79	3,787.39
Between 5 and 10 years	5,415.19	4,934.57
Beyond 10 years	19,474.02	20,157.93
Total expected payments	**29,932.95**	**29,713.71**

H. The expected employer contribution in the next year

	As at March 31, 2022	As at March 31, 2021
Within the next 12 months (next annual reporting period)	234.62	625.40

I. Social Security Code

The Code on Social Security, 2020 ('Code) amended and consolidated the laws relating to social security with the goal to extend social security to all employees and workers either in the organised or unorganised or any other sectors. In light of the amended code, employers are required to assess the impact of change in definition of wages on their organizations. A change in the definition of wage might have a large impact due to enhanced provision for gratuity/leave, net pay of employees, possible enhanced provision for Provident Fund and other employee benefits dependent on the wages.

The government decided to defer the decision to notify the date of implementation of the code, so the companies are advised to include a disclosure about the impact on transition to the new code in their financial statements. However, once the code becomes effective the entities will be required to evaluate if the changes are a plan amendment or change in actuarial assumption.

Notes

to the Standalone financial statements for the year ended 31 March 2022

39. Related parties

1 (a) Parties having direct or indirect control over the Company with whom we have made transactions during the year:-

i) Yadu International Ltd

(b) Subsidiary Companies

i)	Jaykaycem (Central) Ltd.	Wholly-owned Subsidiary
ii)	J. K. Cement (Fujairah) FZC	Wholly-owned Subsidiary
iii)	J. K. Cement Works (Fujairah) FZC	Fellow Subsidiary
iv)	J. K. White Cement (Africa) Ltd.	Step down Subsidiary

(c) Associate Company

i) Nay Energy Pvt. Ltd.

(d) Director, Key Management Personnel & their Relatives with whom we have made transactions during the year:

i)	Dr. Raghavpat Singhania	Managing Director
ii)	Shri Madhavkrishna Singhania	Dy Managing Director and CEO
iii)	Smt. Sushila Devi Singhania	Chairperson and Non-Executive Non-Independent Director
iv)	Dr. Nidhipati Singhania (From May 28,2021)	Vice-Chairman and Non-Executive Non-Independent Director
v)	Shri Sudhir Jalan	Non-Executive Non-Independent Director
vi)	Shri Ajay Kumar Saraogi	Dy Managing Director and CFO
vii)	Mr. Paul Heinz Hugentobler	Non-Executive Non-Independent Director
viii)	Shri Shambhu Singh	Company Secretary
ix)	Shri Achintya Karati (Till August 14,2021)	Non-Executive Independent Director
x)	Shri Jayant Narayan Godbole (Till August 14,2021)	Non-Executive Independent Director
xi)	Dr. Krishna Behari Agarwal	Non-Executive Independent Director
xii)	Shri Suparas Bhandari (Till August 14,2021)	Non-Executive Independent Director
xiii)	Smt. Deepa Gopalan Wadhwa	Non-Executive Independent Director
xiv)	Shri Ashok Sinha	Non-Executive Independent Director
xv)	Shri Saurabh Chandra	Non-Executive Independent Director
xvi)	Shri Ajay Narayan Jha (From May 28,2021)	Non-Executive Independent Director
xvii)	Shri Satish Kumar Kalra (From August 14,2021)	Non-Executive Independent Director
xviii)	Shri Mudit Aggarwal (From August 14,2021)	Non-Executive Independent Director

(e) Enterprises significantly influenced by Directors, Key Management Personnel or their Relatives with whom we have made transactions during the year

i) Lala Kamlapat Singhania Education Centre
ii) J. K. Cement Nimbahera Foundation
iii) J. K. Gotan Foundation
iv) Kailash Nagar Education Society

(f) Trust under common control

i) J. K. Cement Gratuity Fund

Notes

to the Standalone financial statements for the year ended 31 March 2022

(₹ in lacs)

(2) a) Following are the transactions with related parties as defined under section 188 of Companies Act 2013 and Ind AS 24.

	31 March 2022	31 March 2021
(a) Parties having direct or indirect control		
(i) Yadu International Ltd		
- Rent paid	4.17	-
(b) Subsidiary Companies		
(i) Jaykaycem (Central) Ltd.(Wholly-owned Subsidiary)		
- Equity shares acquired during the year	68,650.04	22,500.00
- Corporate Guarantees	48,945.13	-
- Sale of cement	2,664.96	-
- Sale of Scrap items	281.95	-
(ii) J. K. Cement (Fujairah) FZC (Wholly-owned Subsidiary)		
- Corporate Guarantees	9,594.87	38,897.98
- Interest on Corporate Guarantees	2.90	82.84
- Amount paid as application money for Non cum preference shares**	30,050.78	9,694.21
- Allotment of Non cumulative preference shares	29,759.28	9,624.00
**Includes share application money of ₹2,180.05 lacs against which non cumulative redeemable preference shares in J. K. Cement (Fujairah) FZC are yet to be allotted. The allotment is expected to be made by end of June, 2022.		
(iii) J. K. Cement Works (Fujairah)FZC (Fellow Subsidiary)		
- Purchases	3,230.95	2,615.65
- Commission paid	21.19	48.99
- Amount payable against purchase	341.97	119.23
(iv) J. K. White Cement (Africa) Ltd. (Step down Subsidiary)		
- Received during the year	-	144.87
- Sale of Goods	-	74.95
(c) Associate Company		
(i) Nay Energy Pvt. Ltd.		
- Amount paid as application money for equity shares	-	15.00
- Equity shares acquired during the year	417.03	-
- Purchases (Solar Power)	71.90	-
- Amount payable against purchase	18.34	-
(d) Key Management Personnel and their relatives		
i) Shri Y.P. Singhania (Managing Director) (Till 13 August 2020)		
- Remuneration	-	-
- Rent paid	-	5.04
- Rent paid to relatives	-	27.40
- Reimbursement of Water tax and house tax	-	-
ii) Smt Sushila Devi Singhania (Chairperson)		
- Commission	25.00	25.00
- Sitting Fees	5.00	3.75
- Rent paid	9.12	13.16
- Rent paid to relatives	9.12	-
iii) Dr. Nidhipati Singhania (Vice-Chairman)		
- Commission	20.00	-
- Sitting Fees	3.00	-
- Rent paid	9.12	-
iv) Dr. Raghavpat Singhania (Managing Director)		
- Remuneration	1,433.59	901.15

Notes

to the Standalone financial statements for the year ended 31 March 2022

(₹ in lacs)

	31 March 2022	31 March 2021
v) Shri Madhavkrishna Singhania (Dy Managing Director and CEO)		
- Remuneration	1,367.14	820.89
vi) Shri Ajay Kumar Saraogi (Dy Managing Director and CFO)		
- Remuneration	881.72	730.53
vii) Shri Shambhu Singh (Company Secretary)		
- Remuneration	87.32	72.97
viii) Other Directors		
- Commission	126.00	90.00
- Sitting Fees	45.50	42.00
- Paid to other Director Mr. Paul Heinz Hugentobler on professional capacity.	112.55	110.50
(e) Enterprises where significant influence exists		
(i) Lala Kamlapat Singhania Education Centre		
- School Fees	390.00	-
- Donation	375.00	150.00
(ii) J. K. Cement Nimbahera Foundation		
- Charity Collected & paid	942.62	342.82
- Donation	400.00	50.00
(iii) J. K. Gotan Foundation		
- Charity Collected & paid	326.76	393.48
(iv) Kailash Nagar Education Society		
- School Fees	72.00	72.00
(v) Jaykay Enterprises Ltd		
- Services received	-	17.70
- Rent paid	-	32.72
- Expenses Reimbursed	-	26.34
(vi) J. K. Cotton Ltd		
- Rent paid	-	16.05
(f) Trust under common control		
(i) J. K. Cement Gratuity Fund		
- Contribution made	234.62	623.10

b) Outstanding as on date

	31 March 2022	31 March 2021
Commission Payable	2,500.00	1,500.00

c) Terms and conditions of transactions with related parties

The sales to and purchases from related parties are made on terms equivalent to those that prevail in arm's length transactions. Outstanding balances at the year-end are unsecured and interest free and settlement occurs in cash. There have been no guarantees (except corporate guarantees) provided or received for any related party receivables or payables.

d) Compensation of key management personnel of the Company

	31 March 2022	31 March 2021
- short-term employee benefits	3,769.77	2,525.54
- other long-term benefits	26.07	19.19
	3,795.84	**2,544.73**

Post employment benefit such as gratuity which are actuarially determined on an overall basis are not disclosed separately.

Notes

to the Standalone financial statements for the year ended 31 March 2022

(₹ in lacs)

40. Financial instruments – Fair values and risk management

I. Fair value measurements

A. Financial instruments by category

	As at 31 March 2022			As at 31 March 2021		
	FVTPL	FVOCI	Amortised cost	FVTPL	FVOCI	Amortised cost
Financial assets						
Investments	20,893.92	-	43,735.46	13,213.90	-	13,275.53
Other financial assets	-	-	1,00,562.21	-	-	64,442.48
Trade receivables	-	-	39,779.05	-	-	31,608.92
Cash and cash equivalent	-	-	6,442.56	-	-	8,385.87
Other Bank balances	-	-	21,817.32	-	-	1,07,791.75
	20,893.92	**-**	**2,12,336.60**	**13,213.90**	**-**	**2,25,504.55**
Financial liabilities						
Non Current Borrowings	-	-	2,47,551.28	-	-	2,67,197.34
Other non-current financial liabilities	-	-	35,837.82	-	-	31,077.40
Current borrowings	-	-	75,188.07	-	-	30,845.51
Trade payables	-	-	66,914.97	-	-	54,995.26
Other current financial liabilities	-	-	21,905.85	-	-	21,545.73
	-	**-**	**4,47,397.99**	**-**	**-**	**4,05,661.24**

B. Fair value hierarchy

This section explains the judgements and estimates made in determining the fair values of the financial instruments that are:

(a) recognised and measured at fair value and

(b) measured at amortised cost and for which fair values are disclosed in the financial statements.

To provide an indication about the reliability of the inputs used in determining fair value, the Company has classified its financial instruments into the three levels prescribed under the accounting standard. An explanation of each level follows underneath the table.

Financial assets and liabilities measured at fair value - recurring fair value measurements

	As at 31 March 2022			
	Level 1	Level 2	Level 3	Total
Financial assets				
Assets measured at fair value				
Investments				
Equity Shares	-	-	424.42	424.42
Mutual Funds & Bonds	20,469.50	-	-	20,469.50
Financial liabilities				
Liabilities for which fair values are disclosed				
Non Current Borrowings	-	-	2,47,106.88	2,47,106.88
	20,469.50	**-**	**2,47,531.30**	**2,68,000.80**

Notes

to the Standalone financial statements for the year ended 31 March 2022

(₹ in lacs)

Financial assets and liabilities measured at fair value - recurring fair value measurements

	As at 31 March 2021			
	Level 1	Level 2	Level 3	Total
Financial assets				
Assets measured at fair value				
Investments				
Equity Shares	-	-	410.86	410.86
Mutual Funds & Bonds	12,803.04	-	-	12,803.04
Financial liabilities				
Liabilities for which fair values are disclosed				
Non Current Borrowings	-	-	2,66,640.51	2,66,640.51
	12,803.04	**-**	**2,67,051.37**	**2,79,854.41**

Level 1: Level 1 hierarchy includes financial instruments measured using quoted prices. This includes mutual funds that have quoted price.

Level 2: The fair value of financial instruments that are not traded in an active market is determined using valuation techniques which maximise the use of observable market data and rely as little as possible on entity-specific estimates. If all significant inputs required to fair value an instrument are observable, the instrument is included in level 2.

Level 3: If one or more of the significant inputs is not based on observable market data, the instrument is included in level 3. This is the case for unlisted equity securities.

Particulars	Valuation technique	Significant unobservable inputs	Change	Sensitivity of the input to fair value
Atria Wind Power (Chitradurga) Pvt. Ltd.	DCF method	Cost is approximate estimate of fair value	-	No sensitivity in the fair value of the investments

There are no transfers between level 1 and level 2 during the year.

Valuation technique used to determine fair value

Specific valuation techniques used to value financial instruments include:

- the use of quoted market prices or dealer quotes for similar instruments
- the fair value of forward foreign exchange contracts is determined using forward exchange rates at the balance sheet date
- the fair value of the remaining financial instruments is determined using discounted cash flow analysis.

C. Fair value of financial assets and liabilities measured at amortised cost

	As at 31 March 2022		As at 31 March 2021	
	Carrying Amount	Fair Value	Carrying Amount	Fair Value
Financial assets				
Investments	43,735.46	43,735.46	13,275.53	13,275.53
Other financial assets	1,00,562.21	1,00,562.21	64,442.48	64,442.48
Trade receivables	39,779.05	39,779.05	31,608.92	31,608.92
Cash and cash equivalent	6,442.56	6,442.56	8,385.87	8,385.87
Other Bank balances	21,817.32	21,817.32	1,07,791.75	1,07,791.75
	2,12,336.60	**2,12,336.60**	**2,25,504.55**	**2,25,504.55**

Notes

to the Standalone financial statements for the year ended 31 March 2022

(₹ in lacs)

	As at 31 March 2022		As at 31 March 2021	
	Carrying Amount	Fair Value	Carrying Amount	Fair Value
Financial liabilities				
Non Current Borrowings	2,47,551.28	2,47,106.88	2,67,197.34	2,66,640.51
Other non current financial liabilities	35,837.82	36,836.46	31,077.40	31,961.32
Current borrowings	75,188.07	75,188.07	30,845.51	30,845.51
Trade payables	66,914.97	66,914.97	54,995.26	54,995.26
Other current financial liabilities	21,905.85	21,905.85	21,545.73	21,545.73
	4,47,397.99	**4,47,952.23**	**4,05,661.24**	**4,05,988.33**

(i) The carrying amounts of trade receivables, trade payables, current borrowings, cash and cash equivalent, other bank balances, other financial liabilities, and other financial assets are considered to be the same as their fair values, due to their short-term nature. The fair values for security deposits are calculated based on cash flows discounted using a current lending rate.

(ii) The fair values of non-current borrowings are based on discounted cash flows using a current borrowing rate. They are classified as level 3 fair values in the fair value hierarchy due to the use of unobservable inputs, including own credit risk.

(iii) The fair value of the financial assets and liabilities is included at the amount at which the instrument is exchanged in a current transaction between willing parties, other than in a forced or liquidation sale.

II. Financial risk management

The Company has exposure to the following risks arising from financial instruments:

- credit risk;
- liquidity risk; and
- market risk"

i. Risk management framework

The Company's board of directors has overall responsibility for the establishment and oversight of the Company's risk management framework. The board of directors has established the Risk Management Committee, which is responsible for developing and monitoring the Company's risk management policies. The committee reports regularly to the board of directors on its activities.

The Company's risk management policies are established to identify and analyse the risks faced by the Company, to set appropriate risk limits and controls and to monitor risks and adherence to limits. Risk management policies and systems are reviewed regularly to reflect changes in market conditions and the Company's activities. The Company, through its training and management standards and procedures, aims to maintain a disciplined and constructive control environment in which all employees understand their roles and obligations.

The Company's Audit Committee oversees how management monitors compliance with the Company's risk management policies and procedures, and reviews the adequacy of the risk management framework in relation to the risks faced by the Company. The Audit Committee is assisted in its oversight role by Internal Audit. Internal Audit undertakes both regular and ad hoc reviews of risk management controls and procedures, the results of which are reported to the Audit Committee.

ii. Credit risk

Credit risk is the risk of financial loss to the Company if a customer or counterparty to a financial instrument fails to meet its contractual obligations, and arises principally from the Company's receivables from customers including deposits with banks and financial institutions.

Expected credit losses are a probability weighted estimate of credit losses. Credit losses are measured as the present value of all cash shortfalls (i.e. the difference between the cash flows due to the Company in accordance with the contract and the cash flows that the Company expects to receive).

Notes

to the Standalone financial statements for the year ended 31 March 2022

Trade and other receivables

The Company's exposure to credit risk is influenced mainly by the individual characteristics of each customer. However, management also considers the factors that may influence the credit risk of its customer base, including the default risk of the industry and country in which customers operate.

The Risk Management Committee has established a credit policy under which each new customer is analysed individually for creditworthiness before the Company's standard payment and delivery terms and conditions are offered. The Company's review includes external ratings, if they are available, and in some cases bank references. Sale limits are established for each customer and reviewed quarterly. Any sales exceeding those limits require approval from the Risk Management Committee.

In monitoring customer credit risk, customers are accompanied according to their credit characteristics, including whether they are an individual or a legal entity, their geographic location, industry and existence of previous financial difficulties. The Company evaluates the concentration of risk with respect to trade receivables as low, as its customers are located in several jurisdictions and industries and operate in largely independent markets.

A default on financial assets is when the counterparty fails to make contractual payments within 60 days of when they fall due. This definition of default is determined by considering the business environment in which the entity operates and other macro-economic factors. The Company holds bank guarantees/ security deposits against trade receivables of ₹14,064.88 lacs (31 March 2021: ₹10,766.80 lacs) and as per the terms and condition of the agreements, the Company has the right to encash the bank guarantee or adjust the security deposits in case of defaults.

The Company establishes an allowance for impairment that represents its expected credit losses in respect of trade and other receivables. The management uses a simplified approach for the purpose of computation of expected credit loss for trade receivables.

During the year based on specific assessment, the Company recognised bad debts and advances of ₹ Nil (31 March 2021: ₹ Nil). The year end trade receivables do not include any amounts with such parties.

The maximum exposure to credit risk at the reporting date is the carrying value of trade receivables disclosed in Note 9.

Reconciliation of loss allowance provision - Trade Receivables

(₹ in lacs)

Particulars	As at March 31, 2022	As at March 31, 2021
Opening Balance	1,255.11	1,238.27
Less: Provision written back and bad debts written off during the year	(46.15)	(1.63)
Add: Provision made during the year	-	18.47
Closing Balance	**1,208.96**	**1,255.11**

Financial instruments and cash deposits

Credit risk from balances with banks and financial institutions is managed by the Company's treasury department in accordance with the Company's policy. Investments of surplus funds are made only with approved counterparties and within credit limits assigned to each counterparty. The limits are set to minimise the concentration of risks and therefore mitigate financial loss through counterparty's potential failure to make payments.

The Company's maximum exposure to credit risk for the components of the balance sheet at 31 March 2022 and 31 March 2021 is the carrying amounts as shown in Note 4,8,10,11 & 12. The Company has not recorded any further loss during the year in these financial instruments and cash deposits as these pertains to counter parties of good credit ratings/credit worthiness.

A default on financial assets is when the counterparty fails to make contractual payments within 60 days of when they fall due. This definition of default is determined by considering the business environment in which the entity operates and other macro-economic factors.

Notes

to the Standalone financial statements for the year ended 31 March 2022

The Company establishes an allowance for impairment that represents its expected credit losses in respect of trade and other receivables. The management uses a simplified approach for the purpose of computation of expected credit loss for trade receivables.

iii. Liquidity risk

Liquidity risk is the risk that the Company will encounter difficulty in meeting the obligations associated with its financial liabilities that are settled by delivering cash or another financial asset. The Company's approach to managing liquidity is to ensure, as far as possible, that it will have sufficient liquidity to meet its liabilities when they are due, under both normal and stressed conditions, without incurring unacceptable losses or risking damage to the Company's reputation.

Prudent liquidity risk management implies maintaining sufficient cash and marketable securities and the availability of funding through an adequate amount of committed credit facilities to meet obligations when due and to close out market positions. Due to the dynamic nature of the underlying businesses, Company treasury maintains flexibility in funding by maintaining availability under committed credit lines.

Management monitors rolling forecasts of the Company's liquidity position (comprising the undrawn borrowing facilities below) and cash and cash equivalent on the basis of expected cash flows. This is generally carried out in accordance with practice and limits set by the Company. These limits vary by location to take into account the liquidity of the market in which the entity operates. In addition, the Company's liquidity management policy involves projecting cash flows in major currencies and considering the level of liquid assets necessary to meet these, monitoring balance sheet liquidity ratios against internal and external regulatory requirements and maintaining debt financing plans.

(a) Financing arrangements

The Company had access to the following undrawn borrowing facilities at the end of the reporting period:

(₹ in lacs)

	As at March 31, 2022	As at March 31, 2021
Floating rate		
Expiring within one year (bank overdraft and other facilities)	-	-
Expiring beyond one year (bank loans)	170.00	325.00
	170.00	**325.00**

The bank overdraft facilities may be drawn at any time and may be terminated by the bank without notice. Subject to the continuance of satisfactory credit ratings, the bank loan facilities may be drawn at any time in Indian National Rupee ('INR'). and have an average maturity of Nil years (as at 31 March 2021 - Nil years).

Maturities of financial liabilities

The following are the remaining contractual maturities of financial liabilities at the reporting date. The amounts are gross and undiscounted, and include contractual interest payments and exclude the impact of netting agreements.

	Carrying Amounts 31 March 2022	Contractual cash flows				More than 5 years
		Total	2 months or less	2–12 months	1–5 years	
Non-derivative financial liabilities						
Non Current Borrowings	2,47,551.28	2,48,032.57	-	-	1,26,333.00	1,21,699.57
Other non-current financial liabilities	35,837.82	35,837.82	-	-	35,837.82	-
Current borrowings	75,188.07	75,188.07	3,129.28	72,058.79	-	-
Trade payables	66,914.97	66,914.97	46,855.60	20,059.37	-	-
Other current financial liabilities	21,905.85	21,905.85	10,447.12	11,458.73	-	-
Total non-derivative liabilities	**4,47,397.99**	**4,47,879.28**	**60,432.00**	**1,03,576.89**	**1,62,170.82**	**1,21,699.57**

Notes

to the Standalone financial statements for the year ended 31 March 2022

(₹ in lacs)

	Carrying Amounts 31 March 2021	Contractual cash flows				More than 5 years
		Total	2 months or less	2–12 months	1–5 years	
Non-derivative financial liabilities						
Non Current Borrowings	2,67,197.34	2,67,772.75	-	-	1,36,641.83	1,31,130.92
Other non-current financial liabilities	31,077.40	31,077.40	-	-	31,077.40	
Current borrowings	30,845.51	30,845.51	-	30,845.51	-	-
Trade payables	54,995.26	54,995.26	36,932.20	18,063.06	-	-
Other current financial liabilities	21,545.73	21,545.73	9,303.54	12,242.19	-	-
Total non-derivative liabilities	**4,05,661.24**	**4,06,236.65**	**46,235.74**	**61,150.76**	**1,67,719.23**	**1,31,130.92**

Further the Company issued financial guarantee as disclosed in note 36 for which the possibility of payment is remote.

iv. Market risk

Market risk comprises of Interest rate risk ,commodity risk and currency risk is the risk that the fair value of future cash flows of a financial instrument will fluctuate because of changes in market prices. Market risk comprises of interest rate risk and currency risk. Financial instruments affected by market risk primarily include trade and other receivables, trade and other payables and borrowings.

Excessive risk concentration

Concentrations arise when a number of counterparties are engaged in similar business activities, or have economic features that would cause their ability to meet contractual obligations to be similarly affected by changes in economic or other conditions. Concentrations indicate the relative sensitivity of the Company's performance to developments affecting a particular industry. In order to avoid excessive concentrations of risk, the Company's policies and procedures include specific guidelines to focus on the maintenance of a diversified portfolio. Identified concentrations of credit risks are controlled and managed accordingly.

Commodity Price Risk

The Company is exposed to commodity price risk arising out of fluctuation in prices of raw materials (flyash, gypsum and laterite) and fuel (coal and pet coke). Such price movements, mostly linked to external factors, can affect the production cost of the Company. To manage this risk, the Company take steps such as monitoring of prices, optimising fuel mix and pursue longer and fixed price contracts, where considered necessary. Additionally, processes and policies related to such risks are controlled by central procurement team and reviewed by the senior management.

Currency risk

Foreign currency risk is the risk that the fair value or future cash flows of an exposure will fluctuate because of changes in foreign exchange rates. The Company's exposure to the risk of changes in foreign exchange rates relates primarily to the Company's operating activities (when revenue or expense is denominated in a foreign currency). The Company manages its foreign currency risk by taking foreign currency forward contracts, if required.

Exposure to currency risk

The summary quantitative data about the Company's exposure to currency risk as reported to the management of the Company is as follows:

	As at 31 March 2022				As at 31 March 2021			
	USD	EUR	GBP	J.YEN	USD	EUR	GBP	J.YEN
Trade receivables	2,75,214.55	1,45,863.96	-	-	1,85,155.63	-	-	-
Trade payables	1,19,57,210.56	1,53,076.00	4,750.00	-	47,22,146.46	3,32,632.34	3,60,000.00	4,750.00
Net statement of financial position exposure	**1,22,32,425.11**	**2,98,939.96**	**4,750.00**	**-**	**49,07,302.09**	**3,32,632.34**	**3,60,000.00**	**4,750.00**

Notes

to the Standalone financial statements for the year ended 31 March 2022

(₹ in lacs)

The following significant exchange rates have been applied

	Average Rates		Year end spot rates	
	31 March 2022	31 March 2021	31 March 2022	31 March 2021
USD 1	74.51	74.21	75.81	73.50
EUR 1	86.59	86.56	84.66	86.10
GBP 1	101.80	97.01	99.55	100.95
J.YEN 1	0.66	0.70	0.62	0.66

Sensitivity analysis

A reasonably possible strengthening (weakening) of the Indian National Rupee ('INR') against all other currencies at 31 March would have affected the measurement of financial instruments denominated in a foreign currency and affected equity and profit by the amounts shown below. This analysis assumes that all other variables, in particular interest rates, remain constant.

	Profit or loss, before tax		Equity, net of tax	
	Strengthening	Weakening	Strengthening	Weakening
31 March 2022				
USD (10% movement)	885.58	(885.58)	576.12	(576.12)
EUR (10% movement)	0.61	(0.61)	0.40	(0.40)
GBP (10% movement)	0.47	(0.47)	0.31	(0.31)
J.YEN (10% movement)	-	-	-	-
31 March 2021				
USD (10% movement)	347.10	(347.10)	225.81	(225.81)
EUR (10% movement)	28.64	(28.64)	18.63	(18.63)
GBP (10% movement)	0.48	(0.48)	0.31	(0.31)
J.YEN (10% movement)	0.24	(0.24)	0.16	(0.16)

Interest rate risk

The Company's main interest rate risk arises from long-term borrowings with variable rates, which expose the Company to cash flow interest rate risk. Company policy is to maintain most of its borrowings at fixed rate using interest rate swaps to achieve this when necessary. During 31 March 2022 and 31 March 2021, the Company's borrowings at variable rate were mainly denominated in Indian National Rupee ('INR').

The Company's fixed rate borrowings are carried at amortised cost. They are therefore not subject to interest rate risk as defined in Ind AS 107, since neither the carrying amount nor the future cash flows will fluctuate because of a change in market interest rates.

Currently the Company's borrowings are within acceptable risk levels, as determined by the management, hence the Company has not taken any swaps to hedge the interest rate risk.

Exposure to interest rate risk

The interest rate profile of the Company's interest-bearing financial instruments as reported to the management of the Company is as follows.

	Nominal Amount	
	31 March 2022	31 March 2021
Fixed-rate instruments		
Financial assets	1,56,293.53	1,83,311.12
Financial liabilities	94,709.37	90,093.75
	2,51,002.90	**2,73,404.87**

Notes

to the Standalone financial statements for the year ended 31 March 2022

(₹ in lacs)

	Nominal Amount	
	31 March 2022	31 March 2021
Variable-rate instruments		
Financial assets	1,31,590.93	63,865.72
Financial liabilities	2,63,867.80	2,38,941.94
	3,95,458.73	**3,02,807.66**

Cash flow sensitivity analysis for variable-rate instruments

A reasonably possible change of 100 basis points in interest rates at the reporting date would have increased (decreased) equity and profit by the amounts shown below. This analysis assumes that all other variables, in particular foreign currency exchange rates, remain constant.

	Profit or loss, before tax		Equity, net of tax	
	100 bp increase	100 bp decrease	100 bp increase	100 bp decrease
31 March 2022				
Variable-rate instruments	(2,608.46)	2,608.46	(1,696.96)	1,696.96
Cash flow sensitivity	**(2,608.46)**	**2,608.46**	**(1,696.96)**	**1,696.96**
31 March 2021				
Variable-rate instruments	(2,326.50)	2,326.50	(1,513.53)	1,513.53
Cash flow sensitivity	**(2,326.50)**	**2,326.50**	**(1,513.53)**	**1,513.53**

41. Details of dues to micro and small enterprises as defined under the MSMED, 2006

Information as required to be furnished as per section 22 of the Micro, Small and Medium Enterprises Development Act, 2006 (MSMED Act) for the year ended March 31, 2022 is given below. This information has been determined to the extent such parties have been identified on the basis of information available with the Company.

		As at March 31, 2022	As at March 31, 2021
(i)	Principal amount remaining unpaid to any supplier as at the end of the accounting year	6,544.39	6,166.70
(ii)	Interest due thereon remaining unpaid to any supplier as at the end of the accounting year	-	-
(iii)	the amount of interest paid by the buyer in terms of section 16 of the Micro, Small and Medium Enterprises Development Act, 2006, along with the amount of the payment made to the supplier beyond the appointed day during each accounting year	-	-
(iv)	The amount of interest due and payable for the period of delay in making payment (which have been paid but beyond the appointed day during the year) but without adding the interest specified under the MSMED Act 2006.The amount of interest accrued and remaining unpaid at the end of each accounting year	-	-
(v)	The amount of further interest remaining due and payable even in the succeeding years, until such date when the interest dues as above are actually paid to the small enterprise for the purpose of disallowance as a deductible expenditure under section 23 of the MSMED Act 2006.	-	-

Dues to Micro and Small Enterprises have been determined to the extent declarations received from vendors.

Notes

to the Standalone financial statements for the year ended 31 March 2022

42. Disclosure pursuant to IND AS-8 "" Accounting Policies, change in accounting estimates and errors" (specified under Sec 133 of the Companies Act 2013, read with rule 7 of Companies (Accounts) Rules, 2015) are given below:

Following are the restatement made in current year's Financial statements pertaining to previous year (₹ in lacs)

Particulars	31 March 2021 (Restated)	31 March 2021 (Published)	Nature
Equity and Liabilities			
Current Liability			
Financial liabilities-Borrowings	30,845.51	11,509.10	Reclassification items
Financial liabilities-Other financial liabilities	21,545.73	40,882.14	Reclassification items
EXPENSES			
Cost of materials consumed	96,757.96	96,516.90	Reclassification items
Power and fuel	1,10,620.15	1,10,359.84	Reclassification items
Other expenses	1,00,275.93	1,00,777.30	Reclassification items

43. Ratio Analysis and its elements

Ratio	Numerator	Denominator	31 March 2022	31 March 2021	% change	Explanation for variation above 25%
Debt-Equity Ratio (in Times)	Long Term Borrowings + Short Term Borrowings	Total Equity	0.76	0.80	-5%	
Debt Service Coverage Ratio (in Times)	Profit before interest and Depreciation but after tax	Principal Debt Repayments + Gross Interest	2.03	2.98	-32%	The debt service coverage ratio has decreased due to increase in principle repayment due in next year
Interest Service Coverage Ratio (in Times)	Profit before interest and Depreciation and tax	Gross Interest	6.60	7.36	-10%	
Current Ratio (in Times)	Total Current Assets	Total Current Liabilities-Current maturities of Long term Borrowings	1.64	1.94	-15%	
Long Term Debt to Working Capital (in Times)	Long Term Borrowings + Current maturities of Long term Borrowings	Total Current Assets-(Total Current Liabilities -Current maturities of Long term Borrowings)	2.31	1.98	17%	
Bad debts to Account Receivable Ratio (in %)	Bad debts provided	Average Trade receivables	-	0.42	-100%	The bad debt to account receivable ratio has been decreased due to non provision of bad debts during the year
Current Liability Ratio (in Times)	Total Current Liabilities-Current maturities of Long term Borrowings	Total Liabilities	0.32	0.28	14%	
Total Debts to Total Assets (in Times)	Long Term Borrowings + Short Term Borrowings	Total Assets	0.31	0.33	-6%	
Trade Receivables Turnover Ratio (in Times)	Revenue from sales of Products	Average Trade Receivables	19.79	21.53	-8%	

Notes

to the Standalone financial statements for the year ended 31 March 2022

Ratio	Numerator	Denominator	31 March 2022	31 March 2021	% change	Explanation for variation above 25%
Inventory Turnover Ratio (in Times)	Revenue from sales of Products	Average Inventories	8.36	9.49	-12%	
Operating Margin (in %)	Profit before interest, Depreciation and tax and non operational income	Total operating income	19.30	23.92	-19%	
Net Profit Margin (in %)	Net Profit After tax	Total Income	8.06	9.36	-14%	
Asset cover ratio for Secured NCDs (in Times)	Net Assets covered	Outstanding Secured NCDs	9.76	8.14	20%	
Return on Equity (in %)	Net Profit After tax	Shareholder fund	14.83	16.15	-8%	
Return on Capital Employed (in %)	Net Profit After tax	Shareholder fund+Long Term Borrowings+Current maturities of Long term Borrowings+Deferred tax liabilities+Deferred income on government grants	7.92	8.29	-4%	
Trade Payable Turnover Ratio (in Times)	Revenue from sales of Products	Average Trade Payables	12.35	12.43	-1%	
Net Capital Turnover Ratio (in Times)	Revenue from sales of Products	Net Working Capital	6.06	4.32	40%	The Net Capital Turnover Ratio has been increased due to increse in revenue from operation during the year
Return of Investment Ratio (in%)	Income Generated from investment fund	Average Investment	0.30	2.59	-88%	Sale of Investment

44. Corporate Social Responsibility

(₹ in lacs)

Particulars	For the year ended 31 March 2022		For the year ended 31 March 2021	
	In Cash	Yet to be paid in cash	In Cash	Yet to be paid in cash
i) Gross amount required to be spent by the Company during the year	1,689.77	-	1,194.67	-
ii) Amount approved by the Board to be spent during the year	1,695.85	-	1,226.14	-
iii) Amount spent on:				
a) Construction/acquisition of any asset	878.83	-	878.83	-
b) On purposes other than (a) above	817.02	-	347.31	-

Amount of expenses excess spent

Particulars	For the year ended 31 March 2022	For the year ended 31 March 2021
Opening Balances	-	-
Amount required to be spent during the year	1,689.77	1,194.67
Amount spent during the year	1,695.85	1,226.14
Closing Balances	**6.08**	**31.47**

Notes

to the Standalone financial statements for the year ended 31 March 2022

(₹ in lacs)

Balance of CSR provision/CSR expenses not yet paid in cash

Particulars	For the year ended 31 March 2022	For the year ended 31 March 2021
Opening Balances	-	-
Provision made during the year	1,695.85	1,226.14
Payment made during the year	(1,695.85)	(1,226.14)
Closing Balances	**-**	**-**

Nature of CSR expenses

Particulars	For the year ended 31 March 2022	For the year ended 31 March 2021
Community Welfare	229.63	88.70
Education	190.80	423.71
Enviromental Sustainability	10.37	1.72
Health Care	563.47	153.10
Livelihood Development	48.14	49.36
Rural Development	474.88	462.65
Sports	16.61	0.49
Covid support	161.95	43.18
Art & Culture	-	3.23
Closing Balances	**1,695.85**	**1,226.14**

45. Additional regulatory information required by Schedule III

(i) Details of benami property held

No proceedings have been initiated on or are pending against the company for holding benami property under the Benami Transactions (Prohibition) Act, 1988 (45 of 1988) and Rules made thereunder.

(ii) Borrowing secured against current assets

The Company has borrowings from banks and financial institutions on the basis of security of current assets. The quarterly returns or statements of current assets filed by the company with banks and financial institutions are in agreement with the books of accounts.

(iii) Wilful defaulter

None of the entities in the company have been declared wilful defaulter by any bank or financial institution or government or any government authority.

(iv) Relationship with struck off companies

The company has not made any transactions during the year with the companies struck off under Companies Act, 2013 or Companies Act, 1956. However, there are certain old balances lying in books of accounts as mentioned below.

Name of struck off Company	Nature of transactions with struck-off Company	Balance outstanding
Devansh Udyog Private Limited	Trade payable	(0.10)
Garg Building Material Supplier Pvt Ltd	Security Deposit	(0.13)
Bharari Minerals & Chemicals Pvt Ltd.	Security Deposit	(0.25)
Xtreme Buildchem Pvt Ltd.	Trade Receivables	3.97

(v) Compliance with number of layers of companies

The Company has complied with the number of layers prescribed under the Companies Act, 2013.

Notes

to the Standalone financial statements for the year ended 31 March 2022

(₹ in lacs)

(vi) Compliance with approved scheme(s) of arrangements

The Board of Directors at their meeting held on August 14, 2021 had approved a scheme of amalgamation under Sections 230 to 232 read with other applicable provisions of the Companies Act 2013, involving amalgamation of Jaykaycem (Central) Ltd ('wholly owned subsidiary company') with J. K. Cement Ltd with effect from the Appointed Date of April 01, 2021. The Scheme is subject to necessary approvals, including sanction of the Scheme by the Hon'ble National Company Law Tribunal, Allahabad Bench.

(vii) Utilisation of borrowed funds and share premium

The Company has not advanced or lend or invested funds to any other person(s) or entity(ies), including foreign entities (Intermediaries) with the understanding that the Intermediary shall:

a. directly or indirectly lend or invest in other persons or entities identified in any manner whatsoever by or on behalf of the Company (Ultimate Beneficiaries) or

b. provide any guarantee, security or the like to or on behalf of the ultimate beneficiaries

The Company has not received any fund from any person(s) or entity(ies), including foreign entities (Funding Party) with the understanding (whether recorded in writing or otherwise) that the Company shall:

a. directly or indirectly lend or invest in other persons or entities identified in any manner whatsoever by or on behalf of the Funding Party (Ultimate Beneficiaries) or

b. provide any guarantee, security or the like on behalf of the ultimate beneficiaries

(viii) Utilisation of borrowings availed from banks and financial institution.

The borrowing obtained by the company from banks and financial institutions have been applied for the purposes for which such loans were taken.

(ix) Undisclosed income

There is no income surrendered or disclosed as income during the current or previous year in the tax assessments under the Income Tax Act, 1961, that has not been recorded in the books of account.

(x) Details of crypto currency or virtual currency

The Company has not traded or invested in crypto currency or virtual currency during the current or previous year.

(xi) Valuation of PP&E, intangible asset and investment property

The Company has not revalued its property, plant and equipment (including right-of-use assets) or intangible assets or both during the current or previous year.

(xii) Registration of charges or satisfaction with Registrar of Companies

There are no charges or satisfaction which are yet to be registered with the Registrar of Companies beyond the statutory period.

46. Exceptional Item

J. K. Cement Works (Fujairah) FZC is incurring losses for the past several years since its incorporation and its net worth has been significantly eroded. During the current year ended March 31, 2022 based on business valuation of J. K. Cement Works (Fujairah) FZC (Subsidiary of J. K. Cement (Fujairah) FZC) by an independent external valuer, the company had recognised provision towards diminution of carrying amount of investment in J. K. Cement (Fujairah) FZC of ₹13,000 lacs (31 March 2021 :₹16,686.50 lacs). The amount of ₹13,000 lacs (31 March 2021 : ₹16,686.50 lacs) was disclosed as an exceptional item in the audited financial statement for the year ended on March 31, 2022.

Notes

to the Standalone financial statements for the year ended 31 March 2022

47. COVID 19

The Company has considered the possible effects that may arise out of the still unfolding COVID-19 pandemic on the carrying amounts of property, plant & equipment, investments, trade receivables, etc. For this purpose, the Company has considered internal and external sources of information up to the date of approval of the Standalone Financial statement. Based on the current estimates, the Company does not expect any significant impact on such carrying values. The impact of COVID-19 on the Company's financial statements may differ from that estimated as at the date of approval of Standalone Financial statement.

As per our report of even date.
For **S.R. Batliboi & Co. LLP**
Chartered Accountants
ICAI Firm Regn. No. 301003E/E300005

per **Atul Seksaria**
Partner
Membership No: 086370

Place: New Delhi
Dated: 21 May 2022

For and on behalf of the Board of Directors of
J. K. Cement Limited

Dr. Krishna Behari Agarwal
Director
DIN: 00339934

Sushila Devi Singhania
Chairperson
DIN: 00142549

A.K. Saraogi
Dy Managing Director and CFO
DIN: 00130805

Dr. Raghavpat Singhania
Managing Director
DIN: 02426556

Shambhu Singh
Company Secretary
Membership No: F5836

Madhavkrishna Singhania
Dy Managing Director and CEO
DIN: 07022433

Independent Auditor's Report

To the Members of J. K. Cement Limited

Report on the Audit of the Consolidated Ind AS Financial Statements

Opinion

We have audited the accompanying consolidated Ind AS financial statements of J. K. Cement Limited (hereinafter referred to as "the Holding Company"), its subsidiaries (the Holding Company and its subsidiaries together referred to as "the Group") and its associate comprising of the consolidated Balance sheet as at March 31 2022, the consolidated Statement of Profit and Loss, including other comprehensive income, the consolidated Cash Flow Statement and the consolidated Statement of Changes in Equity for the year then ended and notes to the consolidated Ind AS financial statements, including a summary of significant accounting policies and other explanatory information (hereinafter referred to as "the consolidated Ind AS financial statements").

In our opinion and to the best of our information and according to the explanations given to us and based on the consideration of reports of other auditors on separate financial statements and on the other financial information of the subsidiaries and its associate the aforesaid consolidated Ind AS financial statements give the information required by the Companies Act, 2013, as amended ("the Act") in the manner so required and give a true and fair view in conformity with the accounting principles generally accepted in India, of the consolidated state of affairs of the Group, and its associate as at March 31, 2022, their consolidated Ind AS profit/loss including other comprehensive income, their consolidated cash flows and the consolidated statement of changes in equity for the year ended on that date.

Basis for Opinion

We conducted our audit of the consolidated Ind AS financial statements in accordance with the Standards on Auditing (SAs), as specified under section 143(10) of the Act. Our responsibilities under those Standards are further described in the 'Auditor's Responsibilities for the Audit of the Consolidated Ind AS Financial Statements' section of our report. We are independent of the Group and its associate, in accordance with the 'Code of Ethics' issued by the Institute of Chartered Accountants of India together with the ethical requirements that are relevant to our audit of the financial statements under the provisions of the Act and the Rules thereunder, and we have fulfilled our other ethical responsibilities in accordance with these requirements and the Code of Ethics. We believe that the audit evidence we have obtained is sufficient and appropriate to provide a basis for our audit opinion on the consolidated Ind AS financial statements.

Emphasis of Matter on CCI case

We draw attention to Note 36A to the consolidated Ind AS financial statements wherein it has been stated that the Competition Commission of India ('CCI') has imposed penalty of ₹12,854 lacs ('first matter') and ₹928 lacs ('second matter') in two separate orders dated August 31, 2016 and January 19, 2017 respectively for alleged contravention of provisions of Competition Act 2002 by the Company. The Company has filed appeals against the above orders.

The National Company Law Appellate Tribunal ('NCLAT'), on hearing the appeal in the first matter, upheld the decision of CCI for levying the penalty vide its order dated July 25, 2018. Post order of the NCLAT, CCI issued a revised demand notice dated August 7, 2018 of ₹15,492 lakhs consisting of penalty of ₹12,854 lakhs and interest of ₹2,638 lakhs. The Company has filed appeal with Hon'ble Supreme Court against the above order. Hon'ble Supreme Court has stayed the NCLAT order. While the appeal of the Company is pending for hearing, the Company backed by a legal opinion, believes that it has a good case and accordingly no provision has been considered in the books of accounts.

In the second matter, demand had been stayed and the matter is pending for the hearing before NCLAT. While the appeal of the Company is pending for hearing, the Company backed by a legal opinion, believes that it has a good case and accordingly no provision has been considered in the books of accounts.

Our opinion is not modified in respect of this matter.

Key Audit Matters

Key audit matters are those matters that, in our professional judgment, were of most significance in our audit of the consolidated Ind AS financial statements for the financial year ended March 31, 2022. These matters were addressed in the context of our audit of the consolidated Ind AS financial statements as a whole, and in forming our opinion thereon, and we do not provide a separate opinion on these matters. For each matter below, our description of how our audit addressed the matter is provided in that context.

We have determined the matters described below to be the key audit matters to be communicated in our report. We have fulfilled the responsibilities described in the Auditor's responsibilities for the audit of the consolidated Ind AS financial statements section of our report, including in relation to these matters. Accordingly, our audit included the performance of procedures designed to respond to our assessment of the risks of material misstatement of the consolidated Ind AS financial statements. The results of audit procedures performed by us and by other auditors of components not audited by us, as reported by them in their audit reports furnished to us by the management, including those procedures performed to address the matters below, provide the basis for our audit opinion on the accompanying consolidated Ind AS financial statements.

Key audit matters	How our audit addressed the key audit matter
Impairment assessment of property, plant and equipment, capital work in progress and intangible assets of J. K. Cement Works (Fujairah) FZC (a Step down subsidiary) *(as described in note 2 of the consolidated Ind AS financial statements)*	
As at March 31, 2022, the carrying value of property, plant and equipment, capital work in progress and intangible assets of J. K. Cement Works (Fujairah) FZC (a Step down subsidiary) was ₹76,133.20 constituting in total approximately 10.62% of the Group. The impairment assessment of property plant and equipment, capital work in progress and intangible assets of J. K. Cement Works (Fujairah) FZC has been identified as a key audit matter due to: • J. K. Cement Works (Fujairah) FZC is incurring losses and its entire net worth is eroded and hence there is presence of impairment indicators. • The assessment of the recoverable amount of the Company's Cash Generating Units (CGUs) involves significant judgements about the future cash flow forecasts and the discount rate that is applied. Accordingly, the impairment of assets in J. K. Cement (Fujairah) FZC, was determined to be a key audit matter in our audit of the consolidated Ind AS financial statements.	Our audit procedures included the following. • Evaluated Group assessment of the analysis of internal and external factors impacting the entity, whether there were any indicators of impairment in line with Ind AS 36, Impairment of Assets. • Assessed the process and identification of control mechanisms operating in the Group related to impairment tests of assets, as well as an understanding of the accounting policies and procedures, including internal control environment related to the process of assessing impairment indicators, performing of impairment tests, recognition and measurement controls. • Obtained and evaluated the valuation model used to determine the recoverable amount of J. K. Cement Works (Fujairah) FZC (a step down subsidiary) by assessing the key assumptions used by management including. - Considering forecasted volumes in relation to asset development plans. - Assessed management's forecasts by comparing with prior year forecasts to actual results and assessed the potential impact of any variances. - Assessed of price assumptions used in the models against past trends and research material. - Tested the rate of weighted average cost of capital used to discount the impairment models through valuations experts. - Assessed the competence and objectivity of the Company's external experts, to satisfy ourselves that these parties are appropriate in their roles within the estimation process. - Testing the mathematical accuracy of the model. - Evaluated the Group's assessment for recoverable amount of CGU vis-a-vis carrying amount for their determination of impairment loss, if any • Assessed the adequacy of the disclosures made by the Group in this regard.

Key audit matters	How our audit addressed the key audit matter
Claims, litigations and contingent liabilities *(as described in note 36 of the consolidated Ind AS financial statements)*	
As of March 31, 2022, the Group has disclosed contingent liabilities of ₹31,401.56 lacs relating to tax and legal claims. There are several pending legal and regulatory cases against the Holding Company across various jurisdictions. Accordingly, management exercises its judgement in estimation of provision required in respect of such cases. The evaluation of management's judgements, including those that involve estimations in assessing the likelihood that a pending claim will succeed, or a liability will arise, and the quantification of the ranges of potential financial settlement have been a matter of most significance during the current year audit. Furthermore, the Group has operations across many jurisdictions and is subject to taxation related litigations as per local tax regulations. Evaluation of the outcome of the taxation related matters, and whether the risk of loss is remote, possible or probable, requires significant judgement by management given the complexities involved. Accordingly, due to large number of claims and complexity/ judgement involved in outcome of these litigations. Claims, litigations and contingent liabilities was determined to be a key audit matter in our audit of the consolidated Ind AS financial statements.	Our audit procedures included the following: • Obtained an understanding of the Group's process of identification of claims, litigations and contingent liabilities, and evaluated the design and tested the operating effectiveness of key controls. • Obtained the summary of the Group legal and tax cases and assessed management's position through discussions with the legal head, tax head and Group's management, on both the probability of success in significant cases, and the magnitude of any potential loss. • Obtained responses from relevant third-party legal counsel and conducted discussions with them regarding material cases. • Inspected external legal opinions and other evidence to corroborate management's assessment of the risk profile in respect of legal claims. • Assessed the competence and objectivity of the external experts • Involved tax specialists to assess management's application and interpretation of tax legislation affecting the Group, and to consider the quantification of exposures and settlements arising from disputes with tax authorities in the various tax jurisdictions. • Assessed the relevant disclosures made within the consolidated Ind AS financial statements
Revenue Recognition – Discounts, incentives, rebates etc. *(as described in note 27 of the consolidated Ind AS financial statements)*	
For the year ended March 31, 2022 the Group has recognized revenue from operations of ₹784,023.94 lacs. Revenue is measured net of discounts, incentives, rebates etc. earned by customers on the Company's sales. Due to the Company's presence across different marketing regions within the country/abroad and the competitive business environment, the estimation of the various types of discounts, incentives and rebate schemes to be recognised based on sales made during the year is material and considered to be complex and judgmental and dependent on various performance obligations and market conditions. Therefore, there is a risk of revenue being misstated as a result of inaccurate estimations over discounts, incentives and rebates. Accordingly, given the complexity and judgement involved in the assessment of provisions required for discounts, incentives and rebates, Revenue recognition – Discounts, incentives, rebates etc. was determined to be a key audit matter in our audit of the Consolidated Ind AS financial statements.	**Our audit procedures included the following:** • Considered Group's revenue recognition policy and its compliance in terms of Ind AS 115 'Revenue from contracts with customers'. • Assessed the design and tested the operating effectiveness of internal controls with regards to approvals, calculation, provision and disbursement of discounts, incentives and rebates. • Performed sample tests of management's calculations for discounts, incentives and rebates recorded and disbursed during the period including credit notes issued after the period end date. • Performed sample test of supporting documentation for computation of discounts, incentives and rebates recorded and disbursed after the period end dates. • Performed analytical review and compared the management's assessment of discounts, incentives and rebates recorded for the current year with historical trends of discount given and reversal of such discounts, incentives and rebates to assess the adequacy of provisions made during the current year. • Performed sample test of manual journals posted to discounts, incentives and rebates to identify unusual or irregular items. • Assessed the relevant disclosures made within the consolidated Ind AS financial statements.

Information Other than the Financial Statements and Auditor's Report Thereon

The Holding Company's Board of Directors is responsible for the other information. The other information comprises the information included in the Annual report, but does not include the consolidated Ind AS financial statements and our auditor's report thereon.

Our opinion on the consolidated Ind AS financial statements does not cover the other information and we do not express any form of assurance conclusion thereon.

In connection with our audit of the consolidated Ind AS financial statements, our responsibility is to read the other information and, in doing so, consider whether such other information is materially inconsistent with the consolidated Ind AS financial statements or our knowledge obtained in the audit or otherwise appears to be materially misstated. If, based on the work we have performed, we conclude that there is a material misstatement of this other information, we are required to report that fact. We have nothing to report in this regard.

Responsibilities of Management for the Consolidated Ind AS Financial Statements

The Holding Company's Board of Directors is responsible for the preparation and presentation of these consolidated Ind AS financial statements in terms of the requirements of the Act that give a true and fair view of the consolidated financial position, consolidated financial performance including other comprehensive income, consolidated cash flows and consolidated statement of changes in equity of the Group including its associate in accordance with the accounting principles generally accepted in India, including the Indian Accounting Standards (Ind AS) specified under section 133 of the Act read with the Companies (Indian Accounting Standards) Rules, 2015, as amended. The respective Board of Directors of the companies included in the Group and its associate are responsible for maintenance of adequate accounting records in accordance with the provisions of the Act for safeguarding of the assets of the Group and its associate and for preventing and detecting frauds and other irregularities; selection and application of appropriate accounting policies; making judgments and estimates that are reasonable and prudent; and the design, implementation and maintenance of adequate internal financial controls, that were operating effectively for ensuring the accuracy and completeness of the accounting records, relevant to the preparation and presentation of the consolidated Ind AS financial statements that give a true and fair view and are free from material misstatement, whether due to fraud or error, which have been used for the purpose of preparation of the consolidated Ind AS financial statements by the Directors of the Holding Company, as aforesaid.

In preparing the consolidated Ind AS financial statements, the respective Board of Directors of the companies included in the Group and its associate are responsible for assessing the ability of the Group and its associate to continue as a going concern, disclosing, as applicable, matters related to going concern and using the going concern basis of accounting unless management either intends to liquidate the Group or to cease operations, or has no realistic alternative but to do so.

Those respective Board of Directors of the companies included in the Group and of its associate are also responsible for overseeing the financial reporting process of the Group.

Auditor's Responsibilities for the Audit of the Consolidated Ind AS Financial Statements

Our objectives are to obtain reasonable assurance about whether the consolidated Ind AS financial statements as a whole are free from material misstatement, whether due to fraud or error, and to issue an auditor's report that includes our opinion. Reasonable assurance is a high level of assurance, but is not a guarantee that an audit conducted in accordance with SAs will always detect a material misstatement when it exists. Misstatements can arise from fraud or error and are considered material if, individually or in the aggregate, they could reasonably be expected to influence the economic decisions of users taken on the basis of these consolidated Ind AS financial statements.

As part of an audit in accordance with SAs, we exercise professional judgment and maintain professional skepticism throughout the audit. We also:

- Identify and assess the risks of material misstatement of the consolidated Ind AS financial statements, whether due to fraud or error, design and perform audit procedures responsive to those risks, and obtain audit evidence that is sufficient and appropriate to provide a basis for our opinion. The risk of not detecting a material misstatement resulting from fraud is higher than for one resulting from error, as fraud may involve collusion, forgery, intentional omissions, misrepresentations, or the override of internal control.
- Obtain an understanding of internal control relevant to the audit in order to design audit procedures that are appropriate in the circumstances. Under section 143(3)(i) of the Act, we are also responsible for expressing our opinion on whether the Holding Company has adequate internal financial controls with reference to financial statements in place and the operating effectiveness of such controls.
- Evaluate the appropriateness of accounting policies used and the reasonableness of

accounting estimates and related disclosures made by management.

- Conclude on the appropriateness of management's use of the going concern basis of accounting and, based on the audit evidence obtained, whether a material uncertainty exists related to events or conditions that may cast significant doubt on the ability of the Group and its associate to continue as a going concern. If we conclude that a material uncertainty exists, we are required to draw attention in our auditor's report to the related disclosures in the consolidated financial statements or, if such disclosures are inadequate, to modify our opinion. Our conclusions are based on the audit evidence obtained up to the date of our auditor's report. However, future events or conditions may cause the Group and its associate to cease to continue as a going concern.

- Evaluate the overall presentation, structure and content of the consolidated Ind AS financial statements, including the disclosures and whether the consolidated Ind AS financial statements represent the underlying transactions and events in a manner that achieves fair presentation.

- Obtain sufficient appropriate audit evidence regarding the financial information of the entities or business activities within the Group and its associate of which we are the independent auditors and whose financial information we have audited, to express an opinion on the consolidated Ind AS financial statements. We are responsible for the direction, supervision and performance of the audit of the financial statements of such entities included in the consolidated Ind AS financial statements of which we are the independent auditors. For the other entities included in the consolidated Ind AS financial statements, which have been audited by other auditors, such other auditors remain responsible for the direction, supervision and performance of the audits carried out by them. We remain solely responsible for our audit opinion.

We communicate with those charged with governance of the Holding Company and such other entities included in the consolidated Ind AS financial statements of which we are the independent auditors regarding, among other matters, the planned scope and timing of the audit and significant audit findings, including any significant deficiencies in internal control that we identify during our audit.

We also provide those charged with governance with a statement that we have complied with relevant ethical requirements regarding independence, and to communicate with them all relationships and other matters that may reasonably be thought to bear on our independence, and where applicable, related safeguards.

From the matters communicated with those charged with governance, we determine those matters that were of most significance in the audit of the consolidated Ind AS financial statements for the financial year ended March 31, 2022 and are therefore the key audit matters. We describe these matters in our auditor's report unless law or regulation precludes public disclosure about the matter or when, in extremely rare circumstances, we determine that a matter should not be communicated in our report because the adverse consequences of doing so would reasonably be expected to outweigh the public interest benefits of such communication.

Other Matter

(a) We did not audit the financial statements and other financial information, in respect of 4 subsidiaries, whose financial statements include total assets of ₹348,397 Lacs as at March 31, 2022, and total revenues of ₹35,520 Lacs and net cash outflows of ₹3,676 Lacs for the year ended on that date. These Ind AS financial statement and other financial information have been audited by other auditors, which financial statements, other financial information and auditor's reports have been furnished to us by the management.

(b) The consolidated financial statements also include the Group's share of net loss of ₹21.17 Lacs for the year ended March 31, 2022, as considered in the consolidated financial statements, in respect of 1 associate, whose financial statements, other financial information have been audited by other auditors and whose reports have been furnished to us by the Management.

Our opinion on the consolidated Ind AS financial statements, in so far as it relates to the amounts and disclosures included in respect of these subsidiaries and associate and our report in terms of sub-sections (3) of Section 143 of the Act, in so far as it relates to the aforesaid subsidiaries and associate is based solely on the report of such other auditors.

Certain of these subsidiaries are located outside India whose financial statements and other financial information have been prepared in accordance with accounting principles generally accepted in their respective countries and which have been audited by other auditors under generally accepted auditing standards applicable in their respective countries. The Holding Company's management has converted the financial statements of such subsidiaries located outside India from accounting principles generally accepted in their respective countries to accounting principles generally accepted in India. We have audited these conversion adjustments made by the Holding Company's management.

Our opinion in so far as it relates to the balances and affairs of such subsidiaries located outside India is based on the report of other auditors and the conversion adjustments prepared by the management of the Holding Company and audited by us.Our opinion above on the consolidated Ind AS financial statements, and our report on Other Legal and Regulatory Requirements below, is not modified in respect of the above matters with respect to our reliance on the work done and the reports of the other auditors and the financial statements and other financial information certified by the Management.

Report on Other Legal and Regulatory Requirements

1. As required by the Companies (Auditor's Report) Order, 2020 ("the Order"), issued by the Central Government of India in terms of sub-section (11) of section 143 of the Act, based on our audit and on the consideration of report of the other auditors on separate financial statements and the other financial information of the subsidiary companies and associate company incorporated in India, as noted in the 'Other Matter' paragraph we give in the "Annexure 1" a statement on the matters specified in paragraph 3(xxi) of the Order.

2. As required by Section 143(3) of the Act, based on our audit and on the consideration of report of the other auditors on separate financial statements and the other financial information of subsidiaries and associate as noted in the 'other matter' paragraph we report, to the extent applicable, that:

(a) We/the other auditors whose report we have relied upon have sought and obtained all the information and explanations which to the best of our knowledge and belief were necessary for the purposes of our audit of the aforesaid consolidated Ind AS financial statements;

(b) In our opinion, proper books of account as required by law relating to preparation of the aforesaid consolidation of the financial statements have been kept so far as it appears from our examination of those books and reports of the other auditors;

(c) The Consolidated Balance Sheet, the Consolidated Statement of Profit and Loss including the Statement of Other Comprehensive Income, the Consolidated Cash Flow Statement and Consolidated Statement of Changes in Equity dealt with by this Report are in agreement with the books of account maintained for the purpose of preparation of the consolidated Ind AS financial statements;

(d) In our opinion, the aforesaid consolidated Ind AS financial statements comply with the Accounting Standards specified under Section 133 of the Act, read with Companies (Indian Accounting Standards) Rules, 2015, as amended;

(e) The matter described in 'Emphasis of matter on CCI case' paragraph above, in our opinion, may have an adverse effect on the functioning of the Group;

(f) On the basis of the written representations received from the directors of the Holding Company as on March 31, 2022 taken on record by the Board of Directors of the Holding Company and the reports of the statutory auditors who are appointed under Section 139 of the Act, of its subsidiary companies, and associate none of the directors of the Group's companies, and its associate company incorporated in India, is disqualified as on March 31, 2022 from being appointed as a director in terms of Section 164 (2) of the Act;

(g) With respect to the adequacy of the internal financial controls with reference to these consolidated Ind AS financial statements of the Holding Company, its subsidiary companies, and associate incorporated in India, and the operating effectiveness of such controls, refer to our separate Report in "Annexure 2" to this report;

(h) In our opinion and based on the consideration of reports of other statutory auditors of the subsidiaries and associate, the managerial remuneration for the year ended March 31, 2022 has been paid / provided by the Holding Company, its subsidiaries and associate, incorporated in India to their directors in accordance with the provisions of section 197 read with Schedule V to the Act;

(i) With respect to the other matters to be included in the Auditor's Report in accordance with Rule 11 of the Companies (Audit and Auditors) Rules, 2014, as amended, in our opinion and to the best of our information and according to the explanations given to us and based on the consideration of the report of the other auditors on separate financial statements as also the other financial information of the subsidiaries and associate as noted in the 'Other matter' paragraph:

i. The consolidated Ind AS financial statements disclose the impact of pending litigations on its consolidated Ind AS financial position of the Group, and its associate in its consolidated Ind AS financial statements – Refer Note 36A to the consolidated Ind AS financial statements;

ii. The Group, and its associate did not have any material foreseeable losses in long-term contracts including derivative contracts during the year ended March 31, 2022;

iii. There has been no delay in transferring amounts, required to be transferred, to the Investor Education and Protection Fund by the Holding Company, its subsidiaries and associate incorporated in India during the year ended March 31, 2022.

iv. a) The respective managements of the Holding Company, its subsidiaries and associate which are companies incorporated in India whose financial statements have been audited under the Act have represented to us and the other auditors of such subsidiaries and associate respectively that, to the best of its knowledge and belief, no funds have been advanced or loaned or invested (either from borrowed funds or share premium or any other sources or kind of funds) by the Holding Company or any of such subsidiaries and associate to or in any other person(s) or entity(ies), including foreign entities ("Intermediaries"), with the understanding, whether recorded in writing or otherwise, that the Intermediary shall, whether, directly or indirectly lend or invest in other persons or entities identified in any manner whatsoever by or on behalf of the respective Holding Company or any of such subsidiaries and associate ("Ultimate Beneficiaries") or provide any guarantee, security or the like on behalf of the Ultimate Beneficiaries;

b) The respective managements of the Holding Company and its subsidiaries and associate which are companies incorporated in India whose financial statements have been audited under the Act have represented to us and the other auditors of such subsidiaries and associate respectively that, to the best of its knowledge and belief, no funds (which are material either individually or in the aggregate) have been received by the respective Holding Company or any of such subsidiaries and associate from any person(s) or entity(ies), including foreign entities ("Funding Parties"), with the understanding, whether recorded in writing or otherwise, that the Holding Company or any of such subsidiaries and associate shall, whether, directly or indirectly, lend or invest in other persons or entities identified in any manner whatsoever by or on behalf of the Funding Party ("Ultimate Beneficiaries") or provide any guarantee, security or the like on behalf of the Ultimate Beneficiaries; and

c) Based on the audit procedures that has been considered reasonable and appropriate in the circumstances performed by us and those performed by the auditors of the subsidiaries and associate which are companies incorporated in India whose financial statements have been audited under the Act, nothing has come to our or other auditor's notice that has caused us or the other auditors to believe that the representations under sub-clause (a) and (b) contain any material mis-statement.

v) The dividend declared or paid during the year by the Holding company and subsidiary companies incorporated in India, is in compliance with section 123 of the Act.

For S.R. Batliboi & Co. LLP
Chartered Accountants
ICAI Firm Registration Number: 301003E/E300005

per Atul Seksaria
Partner
Membership Number: 086370
UDIN: 22086370AJJBMR5947

Place of Signature: New Delhi
Date: 21 May 2022

Annexure 1 referred to in paragraph 1 under the heading "Report on Other Legal and Regulatory Requirements" of our report of even date

Re: **J. K. Cement Limited** ('the Company')

In terms of the information and explanations sought by us and given by the company and the books of account and records examined by us in the normal course of audit and to the best of our knowledge and belief, we state that:

There are no qualifications or adverse remarks by the respective auditors in the Companies (Auditors Report) Order (CARO) reports of the companies included in the consolidated financial statements. Accordingly, the requirement to report on clause 3(xxi) of the Order is not applicable to the Holding Company.

For S.R. Batliboi & Co. LLP
Chartered Accountants
ICAI Firm Registration Number: 301003E/E300005

per Atul Seksaria
Partner
Membership Number: 086370
UDIN: 22086370AJJBMR5947

Place of Signature: New Delhi
Date: 21 May 2022

Annexure 2 to the Independent Auditor's Report of Even Date on the Consolidated Ind AS Financial Statements of J. K. Cement Limted

Report on the Internal Financial Controls under Clause (i) of Sub-section 3 of Section 143 of the Companies Act, 2013 ("the Act")

In conjunction with our audit of the consolidated Ind AS financial statements of J. K. Cement Limited as of and for the period ended 31 March 2022, we have audited the internal financial controls over financial reporting of J. K. Cement Limited (hereinafter referred to as the "Holding Company") and its subsidiary company, which are companies incorporated in India, as of that date.

Management's Responsibility for Internal Financial Controls

The respective Board of Directors of the Holding Company, its subsidiary company, which are companies incorporated in India, are responsible for establishing and maintaining internal financial controls based on the internal control over financial reporting criteria established by the Holding Company considering the essential components of internal control stated in the Guidance Note on Audit of Internal Financial Controls Over Financial Reporting issued by the Institute of Chartered Accountants of India. These responsibilities include the design, implementation and maintenance of adequate internal financial controls that were operating effectively for ensuring the orderly and efficient conduct of its business, including adherence to the respective company's policies, the safeguarding of its assets, the prevention and detection of frauds and errors, the accuracy and completeness of the accounting records, and the timely preparation of reliable financial information, as required under the Act.

Auditor's Responsibility

Our responsibility is to express an opinion on the company's internal financial controls over financial reporting with reference to these consolidated Ind AS financial statements based on our audit. We conducted our audit in accordance with the Guidance Note on Audit of Internal Financial Controls Over Financial Reporting (the "Guidance Note") and the Standards on Auditing, both, issued by Institute of Chartered Accountants of India, and deemed to be prescribed under section 143(10) of the Act, to the extent applicable to an audit of internal financial controls. Those Standards and the Guidance Note require that we comply with ethical requirements and plan and perform the audit to obtain reasonable assurance about whether adequate internal financial controls over financial reporting with reference to these consolidated Ind AS financial statements was established and maintained and if such controls operated effectively in all material respects.

Our audit involves performing procedures to obtain audit evidence about the adequacy of the internal financial controls over financial reporting with reference to these consolidated Ins AS financial statements and their operating effectiveness. Our audit of internal financial controls over financial reporting included obtaining an understanding of internal financial controls over financial reporting with reference to these consolidated Ind AS financial statements, assessing the risk that a material weakness exists, and testing and evaluating the design and operating effectiveness of internal control based on the assessed risk. The procedures selected depend on the auditor's judgement, including the assessment of the risks of material misstatement of the financial statements, whether due to fraud or error.

We believe that the audit evidence we have obtained and the audit evidence obtained by the other auditor in terms of their report referred to in the Other Matters paragraph below, is sufficient and appropriate to provide a basis for our audit opinion on the internal financial controls over financial reporting with reference to these consolidated Ind AS financial statements.

Meaning of Internal Financial Controls Over Financial Reporting With Reference to these Consolidated Ind AS Financial Statements

A company's internal financial control over financial reporting with reference to these consolidated Ind AS financial statements is a process designed to provide reasonable assurance regarding the reliability of financial reporting and the preparation of financial statements for external purposes in accordance with generally accepted accounting principles. A company's internal financial control over financial reporting with reference to these consolidated Ind AS financial statements includes those policies and procedures that (1) pertain to the maintenance of records that, in reasonable detail, accurately and fairly reflect the transactions and dispositions of the assets of the company; (2) provide reasonable assurance that transactions are recorded as necessary to permit preparation of financial statements in accordance with generally accepted accounting principles, and that receipts and expenditures of the company are being made only in accordance with authorisations of management and directors of the company; and (3) provide reasonable assurance regarding prevention or timely detection of unauthorised acquisition, use, or disposition of the company's assets that could have a material effect on the financial statements.

Inherent Limitations of Internal Financial Controls Over Financial Reporting With Reference to these Consolidated Ind AS Financial Statements

Because of the inherent limitations of internal financial controls over financial reporting with reference to these consolidated Ind AS financial statements, including the possibility of collusion or improper management override of controls, material misstatements due to error or fraud may occur and not be detected. Also, projections of any evaluation of the internal financial controls over financial reporting with reference to these consolidated Ind AS financial statements to future periods are subject to the risk that the internal financial control over financial reporting with reference to these consolidated Ind AS financial statements may become inadequate because of changes in conditions, or that the degree of compliance with the policies or procedures may deteriorate.

Opinion

In our opinion, the Holding Company, its subsidiary company, which are companies incorporated in India, have, maintained in all material respects, adequate internal financial controls over financial reporting with reference to these consolidated Ind AS financial statements and such internal financial controls over financial reporting with reference to these consolidated financial statements were operating effectively as at 31 March 2022, based on the internal control over financial reporting criteria established by the Holding Company considering the essential components of internal control stated in the Guidance Note on Audit of Internal Financial Controls Over Financial Reporting issued by the Institute of Chartered Accountants of India.

Other Matters

Our report under Section 143(3)(i) of the Act on the adequacy and operating effectiveness of the internal financial controls over financial reporting with reference to these consolidated Ind AS financial statements of the Holding Company, insofar as it relates to one subsidiary company, which are companies incorporated in India, is based on the corresponding report of the auditor of such subsidiary incorporated in India.

For S.R. Batliboi & Co. LLP
Chartered Accountants
ICAI Firm Registration Number: 301003E/E300005

per Atul Seksaria
Partner
Membership Number: 086370
UDIN: 22086370AJJBMR5947

Place of Signature: New Delhi
Date: 21 May 2022

Consolidated Balance Sheet

as at 31 March 2022

(₹ in lacs)

	Notes	As at 31 March 2022	As at 31 March 2021
ASSETS			
Non-current assets			
Property, plant and equipment	2	6,09,187.19	5,50,813.97
Capital work-in-progress	2	1,03,206.90	50,933.35
Intangible assets	3	4,635.80	4,688.17
Right-of-use assets	3(i)	40,548.78	38,233.57
Financial assets:			
(i) Investments	4	1,098.33	4,396.93
(ii) Other financial assets	5	8,330.92	6,829.78
Other non-current assets	6	20,824.27	12,992.28
Total non-current assets		**7,87,832.19**	**6,68,888.05**
Current assets			
Inventories	7	1,20,871.09	75,658.60
Financial assets:			
(i) Investments	8	20,469.50	9,827.01
(ii) Trade receivables	9	42,679.91	36,153.35
(iii) Cash and cash equivalents	10	10,304.08	14,673.12
(iv) Bank balances other than (iii) above	11	22,212.32	1,07,791.75
(v) Other financial assets	12	90,219.53	55,523.50
Current tax assets (net)	13	1,607.27	-
Other current assets	14	44,101.90	18,684.14
Total current assets		**3,52,465.60**	**3,18,311.47**
Total assets		**11,40,297.79**	**9,87,199.52**
EQUITY AND LIABILITIES			
Equity			
Equity share capital	15	7,726.83	7,726.83
Other equity	16	4,24,762.31	3,65,947.86
Equity attributable to equity holders of the J. K. Cement Ltd.		**4,32,489.14**	**3,73,674.69**
Non-controlling interests		(3,425.51)	(2,573.45)
Total equity		**4,29,063.63**	**3,71,101.24**
Liabilities			
Non-current liabilities			
Financial liabilities:			
(i) Borrowings	17	2,98,661.57	2,99,312.16
(ii) Lease liabilities	17d	18,852.49	17,448.90
(iii) Other financial liabilities	18	35,837.82	31,077.40
Provisions	19	5,874.84	5,405.39
Deferred tax liabilities (net)	20	73,825.88	59,296.83
Other non-current liabilities	21	11,141.28	7,820.63
Total non-current liabilities		**4,44,193.88**	**4,20,361.31**
Current liabilities			
Financial liabilities:			
(i) Borrowings	22	86,827.30	40,855.18
(ii) Lease liabilities	22a	7,187.33	4,973.24
(iii) Trade payables			
(a) Total outstanding dues of micro enterprises and small enterprises	23	6,544.39	6,166.70
(b) Total outstanding dues of creditors other than micro enterprises and small enterprises	23	64,970.52	53,811.09
(iv) Other financial liabilities	24	27,851.86	22,146.80
Other current liabilities	25	65,645.18	58,386.81
Provisions	26	8,013.70	8,472.10
Current tax liability (net)		-	925.05
Total current liabilities		**2,67,040.28**	**1,95,736.97**
Total liabilities		**7,11,234.16**	**6,16,098.28**
Total equity and liabilities		**11,40,297.79**	**9,87,199.52**

Significant Accounting Policies 1
The accompanying notes are an integral part of the financial statements.

As per our report of even date.
For **S.R. Batliboi & Co. LLP**
Chartered Accountants
ICAI Firm Regn. No. 301003E/E300005

per **Atul Seksaria**
Partner
Membership No: 086370

Place: New Delhi
Dated: 21 May 2022

For and on behalf of the Board of Directors of
J. K. Cement Limited

Dr. Krishna Behari Agarwal
Director
DIN: 00339934

Sushila Devi Singhania
Chairperson
DIN: 00142549

A.K. Saraogi
Dy Managing Director and CFO
DIN: 00130805

Dr. Raghavpat Singhania
Managing Director
DIN: 02426556

Shambhu Singh
Company Secretary
Membership No: F5836

Madhavkrishna Singhania
Dy Managing Director and CEO
DIN: 07022433

Consolidated Statement of Profit and Loss

for the year ended 31 March 2022

(₹ in lacs)

	Notes	For the year ended 31 March 2022	For the year ended 31 March 2021
Income			
Revenue from operations	27	7,99,081.90	6,60,610.27
Other income	28	14,287.24	11,295.35
Total income (I)		**8,13,369.14**	**6,71,905.62**
Expenses			
Cost of materials consumed	29	1,20,555.49	1,01,777.19
Purchase of traded goods		10,524.59	4,292.34
Changes in inventories of finished goods, work-in-progress and traded goods	30	(2,299.14)	1,253.51
Employee benefits expenses	31	55,894.86	46,227.15
Finance costs	32	26,969.22	25,276.70
Depreciation and amortization expenses	33	34,246.55	30,619.04
Power and fuel		1,65,200.27	1,16,799.22
Freight and forwarding		1,65,305.39	1,30,181.13
Other expenses	34	1,35,659.47	1,06,211.26
Total (II)		**7,12,056.70**	**5,62,637.54**
Profit before share of loss of an associate, exceptional items and tax (I) - (II)		**1,01,312.44**	**1,09,268.08**
Exceptional Items		**-**	**-**
Share in (Loss) of associate (net of tax)		(21.17)	-
Profit before tax (III)		**1,01,291.27**	**1,09,268.08**
Tax expense:			
Current tax		25,707.90	30,756.71
Deferred tax	20	9,083.03	5,998.18
Earlier years tax adjustments		(1,420.77)	2,203.06
Total tax expense		**33,370.16**	**38,957.95**
Profit for the year (IV)		**67,921.11**	**70,310.13**
Other comprehensive income			
Items that will not be reclassified to profit or loss			
Remeasurement gains of defined benefit plans		585.05	209.77
Income tax relating to remeasurement of defined benefit plans		(204.44)	(73.30)
Exchange rate differences on translations		1,250.91	(87.40)
Other comprehensive income for the year (V)		**1,631.52**	**49.07**
Total comprehensive income for the year (IV+V)		**69,552.63**	**70,359.20**
Profit attributable to:			
Equity holders of the J. K. Cement Limited		68,711.93	70,971.86
Non-controlling interests		(790.82)	(661.73)
		67,921.11	**70,310.13**
Other comprehensive income attributable to:			
Equity holders of the J. K. Cement Limited		1,692.76	(65.54)
Non-controlling interests		(61.24)	114.61
		1,631.52	**49.07**
Total comprehensive income attributable to:			
Equity holders of the J. K. Cement Limited		70,404.69	70,906.32
Non-controlling interests		(852.06)	(547.12)
		69,552.63	**70,359.20**
Earnings per equity share (Face value of ₹10 each)	35		
Basic (in ₹)		87.90	90.99
Diluted (in ₹)		87.90	90.99

Significant Accounting Policies 1
The accompanying notes are an integral part of the financial statements.

As per our report of even date.
For **S.R. Batliboi & Co. LLP**
Chartered Accountants
ICAI Firm Regn. No. 301003E/E300005

per **Atul Seksaria**
Partner
Membership No: 086370

Place: New Delhi
Dated: 21 May 2022

For and on behalf of the Board of Directors of
J. K. Cement Limited

Dr. Krishna Behari Agarwal
Director
DIN: 00339934

Sushila Devi Singhania
Chairperson
DIN: 00142549

A.K. Saraogi
Dy Managing Director and CFO
DIN: 00130805

Dr. Raghavpat Singhania
Managing Director
DIN: 02426556

Shambhu Singh
Company Secretary
Membership No: F5836

Madhavkrishna Singhania
Dy Managing Director and CEO
DIN: 07022433

Statement of Changes in Equity

for the year ended 31 March 2022

(₹ in lacs)

(a) Equity share capital

	As at 31 March 2022	As at 31 March 2021
Balance at the beginning of the year (77,268,251 Equity shares (31 March 2021: 77,268,251) of ₹10 each issued, subscribed and fully paid)	7,726.83	7,726.83
Changes in equity share capital during the year	-	-
Balance at the end of the year (77,268,251 Equity shares (31 March 2021:77,268,251) of ₹10 each issued, subscribed and fully paid)	**7,726.83**	**7,726.83**

(b) Other equity

	Reserves and Surplus						
	Securities premium	Debenture redemption reserve	General reserve	Retained earnings (including Other Comprehensive Income)	Total	Non-controlling interests	Total
Balance as on 01 April 2020	**75,679.66**	**8,011.80**	**1,00,325.02**	**1,11,025.07**	**2,95,041.55**	**(2,026.33)**	**2,93,015.22**
Profit for the year	-	-	-	70,971.86	70,971.86	(661.73)	70,310.13
Other comprehensive income for the year	-	-	-	(65.55)	(65.55)	114.61	49.06
Total comprehensive income for the year	**-**	**-**	**-**	**70,906.31**	**70,906.31**	**(547.12)**	**70,359.19**
Transfer (to)/from general reserve	-	-	10,000.00	(10,000.00)	-	-	-
Transfer (to)/from debenture redemption reserve	-	(3,289.40)	-	3,289.40	-	-	-
Balance as at 31 March 2021	**75,679.66**	**4,722.40**	**1,10,325.02**	**1,75,220.78**	**3,65,947.86**	**(2,573.45)**	**3,63,374.41**
Profit for the year	-	-	-	68,711.93	68,711.93	(790.82)	67,921.11
Other comprehensive income for the year	-	-	-	1,692.76	1,692.76	(61.24)	1,631.52
Total comprehensive income for the year	**-**	**-**	**-**	**70,404.69**	**70,404.69**	**(852.06)**	**69,552.63**
Transfer (to)/from general reserve	-	-	20,000.00	(20,000.00)	-	-	-
Transfer (to)/from debenture redemption reserve	-	(1,357.70)	-	1,357.70	-	-	-
Dividend paid	-	-	-	(11,590.24)	(11,590.24)	-	(11,590.24)
Balance as at 31 March 2022	**75,679.66**	**3,364.70**	**1,30,325.02**	**2,15,392.93**	**4,24,762.31**	**(3,425.51)**	**4,21,336.80**

As per our report of even date.
For **S.R. Batliboi & Co. LLP**
Chartered Accountants
ICAI Firm Regn. No. 301003E/E300005

per **Atul Seksaria**
Partner
Membership No: 086370

Place: New Delhi
Dated: 21 May 2022

For and on behalf of the Board of Directors of
J. K. Cement Limited

Dr. Krishna Behari Agarwal
Director
DIN: 00339934

Sushila Devi Singhania
Chairperson
DIN: 00142549

A.K. Saraogi
Dy Managing Director and CFO
DIN: 00130805

Dr. Raghavpat Singhania
Managing Director
DIN: 02426556

Shambhu Singh
Company Secretary
Membership No: F5836

Madhavkrishna Singhania
Dy Managing Director and CEO
DIN: 07022433

Consolidated Cash Flow Statement

for the year ended 31 March 2022

(₹ in lacs)

		For the year ended 31 March 2022	For the year ended 31 March 2021
A.	**Cash Flow from Operating Activities**		
	Net Profit before tax	1,01,291.27	1,09,268.08
	Adjustment for :		
	Depreciation & amortization expenses	34,246.55	30,619.04
	Net loss on the sale of property, plant & equipment/ Impairment	2,991.36	4,565.24
	Share in Loss on equity accounted investment	21.17	-
	Interest paid	26,430.78	24,905.08
	Interest received	(7,558.49)	(8,242.75)
	Debtors & Advances written off	6.00	325.00
	Expected Credit loss for trade receivables/advances	15.52	116.84
	Net fair value gain on financial assets measured at fair value through profit or loss	(51.66)	(228.07)
	Provisions/Other non cash adjustments	(5,291.28)	(1,633.89)
	Exchange rate difference	(423.11)	(582.25)
	Mines restoration charges	623.10	124.81
	Operating Profit Before Working Capital Changes	**1,52,301.21**	**1,59,237.13**
	Working capital adjustments :-		
	Increase in Trade Payables	11,961.83	11,382.71
	Increase in other financial liabilities	10,841.82	7,315.09
	Increase in Other liabilities	13,309.74	21,122.62
	Increase / (Decrease) in Provisions	2,329.12	(1,392.06)
	(Increase) in Inventories	(45,212.49)	(6,618.42)
	(Increase) in Trade receivables	(6,549.68)	(9,827.77)
	(Increase) in Other assets	(26,272.71)	(718.26)
	(Increase) in Other financial assets	(3,489.21)	(1,565.06)
	Cash Generated From Operations	**1,09,219.63**	**1,78,935.98**
	Less : Income Tax Paid (inclusive of tax deducted at source)	(21,373.43)	(19,589.04)
	Net Cash Flow From operating activities	**87,846.20**	**1,59,346.94**
B.	**Cash Used in Investing Activities**		
	Proceed from maturity of fixed deposit	2,23,996.83	1,20,307.30
	Investment in fixed deposit	(1,72,777.85)	(1,77,037.50)
	Acquisition/Purchase of property, plant & equipment	(1,55,375.80)	(76,780.78)
	Sale of property, plant & equipment	2,624.62	879.01
	Investment in Equity, Mutual funds & Bonds	(38,196.39)	(61,061.97)
	Sale of Investment	30,882.99	51,647.80
	Interest received	9,210.98	7,355.84
	Net Cash Used In Investing Activities	**(99,634.62)**	**(1,34,690.30)**

Consolidated Cash Flow Statement

for the year ended 31 March 2022

(₹ in lacs)

		For the year ended 31 March 2022	For the year ended 31 March 2021
C.	**Cash used in Financing Activities***		
	Proceeds from Long Term Borrowings	64,445.13	58,500.00
	Repayment of Long Term Borrowings	(48,121.46)	(44,163.54)
	Proceeds/(Repayment) of short term borrowings	25,611.40	(3,138.25)
	Proceeds from VAT Loans	3,403.98	744.63
	Repayment of deferred sales Tax	(959.66)	(231.01)
	Proceeds from Vehicle Loans	942.14	60.24
	Payment towards principal portion of lease liability	(831.74)	(236.63)
	Interest paid on lease liability	(964.25)	(983.52)
	Interest Paid	(25,795.03)	(24,265.23)
	Dividend paid	(11,590.24)	(32.97)
	Unpaid Dividend	28.20	-
	Net Cash (Used in)/ From Financing Activities	**6,168.47**	**(13,746.28)**
	Net Increase/(Decrease) in Cash and Cash Equivalent (A+B+C)	**(5,619.95)**	**10,910.36**
	Exchange rate fluctuation reserve on conversion	1,250.91	(87.41)
	Cash and Cash Equivalents at the beginning of the year (note 10)	14,673.12	3,850.17
	Cash and Cash Equivalents at the end of the year (note 10)	10,304.08	14,673.12
		(5,619.95)	**10,910.36**

* Refer note 17c for change in financing activity.

Notes :

Cash and cash equivalent includes cash in hand and bank balances including Fixed Deposits below 3 months.

Significant Accounting Policies 1

The accompanying notes are an integral part of the financial statements.

As per our report of even date.
For **S.R. Batliboi & Co. LLP**
Chartered Accountants
ICAI Firm Regn. No. 301003E/E300005

per **Atul Seksaria**
Partner
Membership No: 086370

Place: New Delhi
Dated: 21 May 2022

For and on behalf of the Board of Directors of
J. K. Cement Limited

Dr. Krishna Behari Agarwal
Director
DIN: 00339934

Sushila Devi Singhania
Chairperson
DIN: 00142549

A.K. Saraogi
Dy Managing Director and CFO
DIN: 00130805

Dr. Raghavpat Singhania
Managing Director
DIN: 02426556

Shambhu Singh
Company Secretary
Membership No: F5836

Madhavkrishna Singhania
Dy Managing Director and CEO
DIN: 07022433

Notes

to the Consolidated financial statements for the year ended 31 March 2022

1. Corporate Information

I. Reporting Entity

The consolidated financial statement comprise statement of J. K. Cement limited, its subsidiaries and associate operation (collectively, the group) for the year ended 31 March 2022. J. K. Cement Limited ("J. K. Cement Limited" or "the Group" or the "Parent") is a public limited group domiciled in India and has its registered office at Kamla Tower, Kanpur, Uttar Pradesh – 208 001. J. K. Cement Limited's equity shares are listed on National Stock Exchange and Bombay Stock Exchange in India. The Group is engaged in the manufacturing and selling of Cement and Cement related products.

II. Significant Accounting Policies

The Group has consistently applied the following accounting policies to all periods presented in the financial statements.

1. Basis of consolidation

The consolidated financial statements of the Group have been prepared in accordance with Indian Accounting Standards (Ind-AS) notified under the Companies (Indian Accounting Standards) Rules, 2015 (as amended from time to time) and presentation requirements of Division II of Schedule III to the Companies Act, 2013, (Ind AS compliant Schedule III). The financial statements of the Group and its Subsidiary Group have been consolidated on a line-by-line basis by adding together the book value of like items of assets, liabilities, income and expenses, after eliminating intra-group balances.

These are Group's separate financial statements.

These financial statements were authorised for issue by the Board of Directors on 21.05.2022

(a) The assets and liabilities of foreign operations are translated into INR at the rate of exchange prevailing at the reporting date and their statements of profit or loss are translated at exchange rates prevailing at the dates of the transactions.

(b) For practical reasons, the group uses an average rate to translate income and expense items, if the average rate approximates the exchange rates at the dates of the transactions. The exchange differences arising on translation for consolidation are recognised in OCI. On disposal of a foreign operation, the component of OCI relating to that particular foreign operation is recognised in profit or loss.

(c) The consolidated financial statements have been prepared using uniform accounting policies for like transactions and other events in similar circumstances and are presented, to the extent possible, in the same manner as the Group's separate financial statements.

(d) The Companies considered in the consolidated financial statements are:

Name of the company	Nature of croup	Country of Incorporation	Holding as at 31.03.2022	Period of consolidation
J. K. Cement (Fujairah)FZC	Subsidiary	U.A.E.	100%	FY 2021-2022 FY 2020-21
J. K. Cement Works (Fujairaj) FZC	Fellow Subsidiary	U.A.E.	90%	FY 2021-2022 FY 2020-21
J. K. White Cement (Africa) Limited	Fellow Subsidiary	Africa	100%	FY 2021-2022 FY 2020-21
Jaykaycem (Central) Ltd	Subsidiary	India	100%	FY 2021-2022 FY 2020-21
Nay Energy Private Limited	Associate Company	India	26%	FY 2021-2022 FY 2020-21

(e) Profit or loss attributable to 'non-controlling interest' and to 'owners of the parent' in the statement of profit and loss is presented as allocation for the period. Further, 'total comprehensive income' for the period attributable to 'non-controlling interest' and to 'owners of the parent' is presented in the statement of profit and loss as allocation for the period. The aforesaid disclosures for 'total comprehensive income' is made in the statement of changes in equity.

Non-controlling interests' in the Balance Sheet and in the Statement of Changes in Equity, within equity, is presented separately from the equity of the 'owners of the parent'.

2. Basis of measurement

The Consolidated financial statements have been prepared on a historical cost basis except the following assets and liabilities, which are measured on fair value basis:

- Certain financial assets and liabilities that is measured at fair value (Refer note 40)
- Defined benefit liability/(assets): fair value of plan assets less present value of defined benefit obligation (Refer note 38)

Notes

to the Consolidated financial statements for the year ended 31 March 2022

3. Functional and presentation currency

These financial statements are presented in Indian National Rupee ('INR'), which is theGroup's functional currency. All amounts have been rounded to the nearest lacs up to two decimal places except when otherwise indicated.

4. Use of judgements and estimates

The preparation of the financial statements requires management to make judgements, estimates and assumptions that affect the reported amounts of assets, liabilities, income, expenses, and the acgrouping disclosures, and the disclosure of contingent assets and liabilities. Uncertainty about these assumptions and estimates could result in outcomes that require a material adjustment to the carrying amount of assets or liabilities affected in future periods.

Estimates and underlying assumptions are reviewed on an ongoing basis. Revisions to estimates are recognised prospectively.

A. Judgements

Information about the judgements made in applying accounting policies that have the most significant effects on the amounts recognised in the financial statements have been given below:

- Provision and contingencies

The assessment undertaken in the recognizing provision and contingencies have been made in accordance with Ind AS 37, 'Provisions, contingent liabilities and contingent assets'. The evaluation of the likelihood of the contingent events has required best judgement by management regarding the probability of exposure to potential loss.

Critical judgements

The Group's contracts with customers include promises to transfer goods to the customers. Judgement is required to determine the transaction price for the contract. The transaction price could be either a fixed amount of customer consideration or variable consideration with elements such as schemes, incentives, cash discounts, etc. The estimated amount of variable consideration is adjusted in the transaction price only to the extent that it is highly probable that a significant reversal in the amount of cumulative revenue recognised will not occur and is reassessed at the end of each reporting period.

Costs to obtain a contract are generally expensed as incurred. The assessment of this criteria requires the application of judgement, in particular when considering if costs generate or enhance resources to be used to satisfy future performance obligations and whether costs are expected to be recovered.

B. Assumptions and estimation uncertainties

The key assumptions concerning the future and other key sources of estimation uncertainty at the reporting date, that have a significant risk of causing a material adjustment to the carrying amounts of assets and liabilities within the next financial year, are described below, the group based its assumptions and estimates on parameters available when the financial statements were prepared. Existing circumstances and assumptions about future development, however, may change due to market change or circumstances arising that are beyond the control of the group. Such changes are reflected in the assumptions when they occurred.

Taxes:

Deferred tax assets are recognized for unused tax losses to the extent that it is probable that taxable profit will be available against which the losses can be utilized. Significant management judgement is required to determine the amount of deferred tax assets that can be recognized, based upon the likely timing and the level of future taxable profits together with tax planning strategy.

Useful lives of property, plant and equipment

The estimated useful lives of property, plant and equipment are based on a number of factors including the effects of obsolescence, demand, competition, internal assessment of user experience and other economic factors (such as the stability of the industry, and known technological advances) and the level of maintenance expenditure required to obtain the expected future cash flows from the asset. The Group reviews the useful life of property, plant and equipment at the end of each reporting date.

Post-retirement benefit plans

Employee benefit obligations (gratuity obligations) are determined using actuarial valuation. An actuarial valuation involves making various assumptions that may differ from actual developments in the future. These include the determination of the discount rates, future salary increases and Mortality rates. Due to the complexities involved in the valuation and its long term natures, a defined benefit obligation is highly sensitive to changes in these assumptions. All assumptions are reviewed at each reporting date.

Notes

to the Consolidated financial statements for the year ended 31 March 2022

Fair value measurement of financial instruments

The fair value of financial assets and financial liabilities recorded in the balance sheet in respect of which quoted prices in active markets are available and measured using valuation techniques. The inputs to these models are taken from observable markets where possible, but where this is not feasible, a degree of judgement is required in establishing fair values. Judgements include considerations of inputs such as liquidity risk, credit risk and volatility. Changes in assumptions about these factors could affect the reported fair value of financial instruments.

5. Classification of Assets and Liabilities as Current and Non-Current

The Group presents assets and liabilities in the balance sheet based on current/ non-current classification. An asset is treated as current when it is:

- Expected to be realised or intended to be sold or consumed in normal operating cycle.
- Held primarily for the purpose of trading
- Expected to be realised within twelve months after the reporting period, or
- Cash and cash equivalent unless restricted from being exchanged or used to settle a liability for at least twelve months after the reporting period.

All other assets are classified as non-current.

A liability is treated as current when:

- It is expected to be settled in normal operating cycle.
- It is held primarily for the purpose of trading
- It is due to be settled within twelve months after the reporting period, or
- There is no unconditional right to defer the settlement of the liability for at least twelve months after the reporting period.

All other liabilities are classified as non-current.

Deferred tax assets and liabilities are classified as non current assets and liabilities

The operating cycle is the time between the acquisition of the assets for processing and their realisation in cash and cash equivalents. The Group has identified twelve months as its operating cycle.

6. Property, plant and equipment

Recognition and measurement

Items of property, plant and equipment are stated at cost less accumulated depreciation and accumulated impairment loss, if any. The cost of assets comprises of purchase price and directly attributable cost of bringing the assets to working condition for its intended use including borrowing cost and incidental expenditure during construction incurred up to the date when the assets are ready to use. Capital work in progress includes cost of assets at sites, construction expenditure and interest on the funds deployed.

If significant parts of an item of property, plant and equipment have different useful lives, then they are accounted for as a separate items (major components) of property, plant and equipment.

Items such as spare parts, stand-by equipment and servicing equipment are recognized as property, plant and equipment when they meet the definition of property, plant and equipment. Otherwise, such items are classified as inventory

Any gain/ (loss) on disposal of property, plant and equipment is recognised in statement of profit and loss.

Subsequent Measurement

Subsequent expenditure is capitalised only if it is probable that the future economic benefits associated with the expenditure will flow to the Group.

Expenditure during construction period:

Expenditure/Income during construction period (including financing cost related to borrowed funds for construction or acquisition of qualifying PPE) is included under Capital Work-in-Progress, and the same is allocated to the respective PPE on the completion of their construction. Advances given towards acquisition or construction of PPE outstanding at each reporting date are disclosed as capital advances under "Other non-current assets".

Depreciation

Depreciation on Property, plant and equipment (PPE) is calculated using the straight-line method (SLM) to allocate their cost, net of their residual values, over their estimated useful lives (determined by the management based on technical estimates). The assets residual values and useful lives are reviewed and adjusted if appropriate, at the end of each reporting period.

Notes

to the Consolidated financial statements for the year ended 31 March 2022

Tangible Assets	Useful Life (In years)
Factory building (including roads)	03-30 Years
Non factory building (including roads)	05-60 Years
Plant and machinery	05-40 Years
Vehicles	08 Years
Furniture and fixtures	10 Years
Office equipment	05 Years
Railway slidings	15 Years

The useful lives of certain plant and machineries have been considered lower / higher than 15 years. These lives are lower / higher those indicated in schedule II of Companies Act, 2013.

Freehold Mining Land is depleted according to the 'unit of production' method by reference to the ratio of extraction of limestone in the year to the related reserves of limestone.

Limestone reserves are estimated by the management based on the internal best estimates or independent expert's valuation as considered appropriate. These estimates are reviewed at least annually.

The management believes that the estimated useful lives are realistic and reflect approximation of the period over which the assets are likely to be used.

7. Intangible assets

Intangible Assets are stated at cost less accumulated amortization and impairment loss, if any. Intangible assets are amortized on straight line method basis over the estimated useful life. Estimated useful life of the Software is considered as 3 years.

Subsequent expenditure is capitalised only if it is probable that the future economic benefits associated with the expenditure will flow to the group.

Amortisation methods, useful lives and residual values are reviewed in each financial year end and changes, if any, are accounted for prospectively.

Amortisation of Mining rights over the period or respective Mining Agreement.

Amortisation of Mining Reserve: On the basis of material extraction (proportion of material extracted per annum to total mining reserve)

8. Financial instruments

A financial instrument is any contract that gives rise to asset of one entity and a financial liability or equity instrument of another entity. Financial instruments also include derivative contracts such as foreign currency forward contracts, cross currency interest rate swaps, interest rate swaps and currency options; and embedded derivatives in the host contract.

Financial Assets

Initial recognition and measurement

All financial assets are recognised initially at fair value plus, in the case of financial assets not recorded at fair value through profit or loss, transaction costs that are attributable to the acquisition of the financial asset.

Purchases or sales of financial assets that require delivery of assets within a time frame established by regulation or convention in the market place (regular way trades) are recognized on the trade date, i.e., the date that the group commits to purchase or sell the asset.

Classifications

The Group classifies its financial assets as subsequently measured at either amortised cost or fair value through other comprehensive income (FVOCI) or fair value through Profit and Loss Account (FVTPL) on the basis of either

Group's business model for managing the financial assets or

Contractual cash flow characteristics of the financial assets.

Business model assessment

The group makes an assessment of the objective of a business model in which an asset is held at an instrument level because this best reflects the way the business is managed and information is provided to management.

Debt instruments at amortised cost

A financial asset is measured at amortised cost only if both of the following conditions are met:

- It is held within a business model whose objective is to hold assets in order to collect contractual cash flows.
- The contractual terms of the financial asset represent contractual cash flows that are solely payments of principal and interest.

After initial measurement, such financial assets are subsequently measured at amortised cost using the Effective Interest Rate ('EIR') method. Amortised cost is calculated by taking into account any discount or premium on acquisition and fees or costs that are an integral part of the EIR. The EIR amortisation is included as finance income in the profit or loss. The losses arising from impairment are recognised in the profit or loss.

Debt instrument at fair value through Other Comprehensive Income (FVOCI)

Debt instruments with contractual cash flow characteristics that are solely payments of principal and interest and held in a business model whose objective is achieved by both collecting contractual cash flows and selling financial assets are classified to be measured at FVOCI.

Debt instrument at fair value through profit and loss (FVTPL)

Any debt instrument, which does not meet the criteria for categorization as at amortized cost or as FVOCI, is classified as at FVTPL.

In addition, the group may elect to classify a debt instrument, which otherwise meets amortized cost or FVOCI criteria, as at FVTPL. However, such election is allowed only if doing so reduces or eliminates a measurement or recognition inconsistency (referred to as 'accounting mismatch').

Debt instruments included within the FVTPL category are measured at fair value with all changes recognized in the profit and loss.

Equity Instruments

All equity instruments in scope of Ind AS 109 are measured at fair value and all changes in fair value are recorded in FVTPL. On initial recognition an equity investment that is not held for trading, the Group may irrevocably elect to present subsequent changes in fair value in OCI and fair value changes on the instrument, excluding dividends, are recognized in the OCI. There is no recycling of the amounts from OCI to statement of profit and loss, even on sale of investment. However, the Group may transfer the cumulative gain or loss within equity. This election is made on an investment-by-investment basis.

All other Financial Instruments are classified as measured at FVTPL.

Derecognition of financial assets

A financial asset (or, where applicable, a part of a financial asset or part of a group of similar financial assets) is primarily derecognised (i.e. removed from the group's balance sheet) when:

- The rights to receive cash flows from the asset have expired, or
- The Group has transferred its rights to receive cash flows from the asset or has assumed an obligation to pay the received cash flows in full without material delay to a third party under a 'pass-through' arrangement; and either (a) the group has transferred substantially all the risks and rewards of the asset, or (b) the group has neither transferred nor retained substantially all the risks and rewards of the asset, but has transferred control of the asset.

When the Group has transferred its rights to receive cash flows from an asset or has entered into a pass-through arrangement, it evaluates if and to what extent it has retained the risks and rewards of ownership. When it has neither transferred nor retained substantially all of the risks and rewards of the asset, nor transferred control of the asset, the group continues to recognize the transferred asset to the extent of the group's continuing involvement. In that case, the group also recognizes an associated liability. The transferred asset and the associated liability are measured on a basis that reflects the rights and obligations that the group has retained.

Continuing involvement that takes the form of a guarantee over the transferred asset is measured at the lower of the original carrying amount of the asset and the maximum amount of consideration that the group could be required to repay.

On derecognition of a financial asset, the difference between the carrying amount of the asset (or the carrying amount allocated to the portion of the asset derecognised) and the sum of (i) the consideration received (including any new asset obtained less any new liability assumed) and (ii) any cumulative gain or loss that had been recognised in OCI is recognised in profit or loss.

Impairment of financial assets

The Group assesses on a forward looking basis the expected credit losses associated with its assets carried at amortised cost and at FVOCI. The impairment methodology applied upon whether there has been a significant increase in credit risk.

For recognition of impairment loss on other financial assets and risk exposure, the Group determines that whether there has been a significant increase

Notes

to the Consolidated financial statements for the year ended 31 March 2022

in the credit risk since initial recognition. If credit risk has not increased significantly, 12-month ECL is used to provide for impairment loss. However, if credit risk has increased significantly, lifetime ECL is used. If, in a subsequent period, credit quality of the instrument improves such that there is no longer a significant increase in credit risk since initial recognition, then the entity revert to recognizing impairment loss allowance based on 12 month ECL.

Lifetime ECL are the expected credit losses resulting from all possible default events over the expected life of a financial instrument. The 12 -month ECL is a portion of the lifetime ECL which results from default events on a financial instrument that are possible within 12 months after the reporting date.

With regard to trade receivable, the Group applies the simplified approach as permitted by Ind AS 109, Financial Instruments, which requires expected lifetime losses to be recognised from the initial recognition of the trade receivables.

Financial liabilities

Initial recognition and measurement

Financial liabilities are classified, at initial recognition, as financial liabilities at fair value through profit or loss, amortised cost, as appropriate.

All financial liabilities are recognised initially at fair value and, in the case of amortised cost, net of directly attributable transaction costs.

Subsequent measurement

The measurement of financial liabilities depends on their classification, as described below:

Financial Liabilities measured at amortised cost

After initial recognition, interest-bearing loans and borrowings are subsequently measured at amortised cost using the EIR method. Gains and losses are recognised in profit or loss when the liabilities are derecognised as well as through the EIR amortisation process.

Amortised cost is calculated by taking into account any discount or premium on acquisition and fees or costs that are an integral part of the EIR. The EIR amortisation is included as finance costs in the statement of profit and loss.

Financial liabilities at fair value through profit or loss

Financial liabilities at fair value through profit or loss include financial liabilities held for trading and financial liabilities designated upon initial recognition as at fair value through profit or loss. Financial liabilities are classified as held for trading if they are incurred for the purpose of repurchasing in the near term.

Gains or losses on liabilities held for trading are recognised in the profit or loss.

Financial liabilities designated upon initial recognition at fair value through profit or loss are designated as such at the initial date of recognition, and only if the criteria in Ind AS 109 are satisfied. For liabilities designated as FVTPL, fair value gains/ losses attributable to changes in own credit risk are recognized in OCI. These gains/ loss are not subsequently transferred to P&L. However, the Group may transfer the cumulative gain or loss within equity. All other changes in fair value of such liability are recognised in the statement of profit or loss.

Financial guarantee contracts

Financial guarantee contract issued by the Group is contracts that require a payment to be made to reimburse the holder for a loss it incurs because, the specified debtor fails to make a payment when due in accordance with the terms of a debt instrument. Financial guarantee contracts are recognised initially as a liability at fair value, adjusted for transaction costs that are directly attributable to the issuance of the guarantee. Subsequently, the liability is measured at the higher of the amount of loss allowance determined as per impairment requirements of Ind AS 109 , and the transaction amount recognised less cumulative amortisation.

Derecognition of financial liabilities

The group derecognises a financial liability when its contractual obligations are discharged or cancelled, or expire.

Reclassification of financial assets

The Group determines classification of financial assets and liabilities on initial recognition. After initial recognition, no reclassification is made for financial assets which are equity instruments and financial liabilities. For financial assets which are debt instruments, a reclassification is made only if there is a change in the business model for managing those assets. Changes to the business model are expected to be infrequent. The group's senior management determines change in the business model as a result of external or internal changes which are significant to the group's operations. Such changes are evident to external parties. A change in the business model occurs when the group either begins or ceases to perform an activity that is significant to its operations. If the group reclassifies financial assets, it applies the reclassification prospectively from the reclassification date which is the first day of the immediately next reporting period following the change in business model. The group does not restate any previously recognized gains, losses (including impairment gains or losses) or interest.

Offsetting of financial instruments

Financial assets and financial liabilities are offset and the net amount is reported in the balance sheet if there is a currently enforceable legal right to offset the recognised amounts and there is an intention to settle on a net basis, or to realise the asset and settle the liability simultaneously.

9. Inventories

Inventories are valued as follows:

Raw materials, packing materials, stores and spares	Lower of cost and net realisable value. Cost is determined on a moving weighted average basis. Materials and other items held for use in the production of inventories are at cost not written down below costs, if finished goods in which they will be incorporated are expected to be sold at or above cost
Work-in-progress, finished goods and traded goods	Lower of cost and net realisable value. Cost includes direct materials, labor and a proportion of manufacturing overheads. Cost of finished goods includes excise duty, wherever applicable.
Waste	At net realisable value

Net realisable value is the estimated selling price in the ordinary course of business, less estimated costs of completion and to make the sale.

10. Investment in subsidiary and associates

Investment in subsidiaries and associates are carried at cost / fair value as per the requirement of IND AS 32, Financial Instruments and IND AS 109, Financial Instruments in the separate financial statements. Investment carried at cost is tested for impairment as per IND AS 36, Impairment of Assets. Investments in subsidiaries and associates are tested for impairment whenever events or changes in circumstances indicate that the carrying amount may not be recoverable. An impairment loss is recognised for the amount by which the carrying amount of investments exceeds its recoverable amount.

11. Provisions, Contingent Liabilities and Assets

Provisions are recognised when the Group has a present legal or constructive obligation as a result of past events, it is probable that an outflow of resources will be required to settle the obligation and the amount can be reliably estimated. Provisions are not recognised for future operating losses.

Provisions are measured at the present value of management's best estimate of the expenditure required to settle the present obligation at the end of the reporting period. The discount rate used to determine the present value is a pre-tax rate that reflects current market assessments of the time value of money and the risks specific to the liability. The increase in the provision due to the passage of time is recognised as interest expense.

Where it is not probable that an outflow of economic benefits will be required, or the amount cannot be estimated reliably, the obligation is disclosed as a contingent liability, unless the probability of outflow of economic benefits is remote. Possible obligations, whose existence will only be confirmed by the occurrence or non-occurrence of one or more future uncertain events not wholly within the control of the group, are also disclosed as contingent liabilities unless the probability of outflow of economic benefits is remote.

Contingent Assets are not recognized in the financial statements. However, when the realization of income is virtually certain, then the related asset is not a contingent asset and its recognition is appropriate.

12. Mines Restoration Expenditure

The expenditure on restoration of the mines based on technical estimates by Internal/External specialists is recognized in the accounts. The total estimated restoration expenditure is apportioned over the estimated quantity of mineral resources (likely to be made available) and provision is made in the accounts based on minerals mined during the year.

13. Revenue Recognition

The Group derives revenues primarily from sale of cement and cement related products.

Ind AS 115 "Revenue from Contracts with Customers" provides a control-based revenue recognition model and provides a five step

Notes

to the Consolidated financial statements for the year ended 31 March 2022

application approach to be followed for revenue recognition.

- Identify the contract(s) with a customer;
- Identify the performance obligations;
- Determine the transaction price;
- Allocate the transaction price to the performance obligations;
- Recognise revenue when or as an entity satisfies performance obligation.

Revenue from contracts with customers is recognised when control of the goods or services are transferred to the customer at an amount that reflects the consideration to which the Group expects to be entitled in exchange for those goods or services. The Group has generally concluded that it is the principal in its revenue arrangements, except for the agency services, because it typically controls the goods or services before transferring them to the customer.Revenue excludes amounts collected on behalf of third parties.

Sale of goods

For sale of goods, revenue is recognised when control of the goods has transferred at a point in time i.e. when the goods have been delivered to the specific location (delivery). Following delivery, the customer has full discretion over the responsibility, manner of distribution, price to sell the goods and bears the risks of obsolescence and loss in relation to the goods. A receivable is recognised by the Group when the goods are delivered to the customer or their agent as this represents the point in time at which the right to consideration becomes unconditional, as only the passage of time is required before payment is due. The Group considers the effects of variable consideration, the existence of significant financing components, noncash consideration, and consideration payable to the customer (if any).

Variable consideration

If the consideration in a contract includes a variable amount, estimates the amount of consideration to which it will be entitled in exchange for transferring the goods to the customer. The variable consideration is estimated at contract inception and constrained until it is highly probable that a significant revenue reversal in the amount of cumulative revenue recognised will not occur when the associated uncertainty with the variable consideration is subsequently resolved. The Group recognizes changes in the estimated amount of variable consideration in the period in which the change occurs. Some contracts for the sale of goods provide customers with volume rebates and pricing incentives, which give rise to variable consideration.

The Group provides retrospective volume rebates and pricing incentives to certain customers once the quantity of products purchased during the period exceeds a threshold specified in the contract. Rebates are offset against amounts payable by the customer. To estimate the variable consideration for the expected future rebates, the Group applies the most expected value method for contracts. The selected method that best predicts the amount of variable consideration is primarily driven by the number of volume thresholds contained in the contract. The Group then applies the requirements on constraining estimates of variable consideration and recognises a refund liability for the expected future rebates.

Contract balances

Trade receivables

A receivable represents the Group's right to an amount of consideration that is unconditional (i.e., only the passage of time is required before payment of the consideration is due). Refer to accounting policies of financial assets Financial instruments – initial recognition and subsequent measurement.

Contract liabilities

A contract liability is the obligation to transfer goods or services to a customer for which the Group has received consideration (or an amount of consideration is due) from the customer. If a customer pays consideration before the Group transfers goods or services to the customer, a contract liability is recognised when the payment is made or the payment is due (whichever is earlier). Contract liabilities are recognised as revenue when the Group performs under the contract.

Cost to obtain a contract

The Group pays sales commission to its selling agents for each contract that they obtain for the Group. The Group has elected to apply the optional practical expedient for costs to obtain a contract which allows the Group to immediately expense sales commissions (included in advertisement and sales promotion expense under other expenses) because the amortization period of the asset that the Group otherwise would have used is one year or less.

Costs to fulfil a contract i.e. freight, insurance and other selling expenses are recognized as an expense in the period in which related revenue is recognised.

Other revenue streams

Interest Income

For all debt instruments measured either at amortised cost or at fair value through other comprehensive income, interest income is recorded using the effective interest rate (EIR). EIR is the rate that exactly discounts the estimated future cash payments or receipts over the expected life of the financial instrument or a shorter period, where appropriate, to the gross carrying amount of the financial asset or to the amortised cost of a financial liability. When calculating the effective interest rate, the Group estimates the expected cash flows by considering all the contractual terms of the financial instrument (for example, prepayment, extension, call and similar options) but does not consider the expected credit losses. Interest income is included in finance income in the statement of profit and loss.

14. Government Grants and Subsidies

Grants from the government are recognised at their fair value where there is a reasonable assurance that the grant will be received and the Group will comply with all attached conditions.

Government grants that compensate the Group for expenses incurred are recognised in profit or loss as income on a systematic basis in the periods in which the expense is recognised.

Government grants relating to the purchase of property, plant and equipment are included in non-current liabilities as deferred income and are credited to profit or loss on a straight-line basis over the expected lives of the related assets and presented within other income.

When the Company receives grants of non-monetary assets, the asset and the grant are recorded at fair value amounts and released to profit or loss over the expected useful life in a pattern of consumption of the benefit of the underlying asset.

When loans or similar assistance are provided by governments or related institutions, with an interest rate below the current applicable market rate, the effect of this favourable interest is regarded as a government grant. The loan or assistance is initially recognised and measured at fair value and the government grant is measured as the difference between the initial carrying value of the loan and the proceeds received. The loan is subsequently measured as per the accounting policy applicable to financial liabilities.

15. Employee benefits

(i) Short term employee benefits

Short-term employee benefits are expensed as the related service is provided. A liability is recognised for the amount expected to be paid if the Group has a present legal or constructive obligation to pay this amount as a result of past service provided by the employee and the obligation can be estimated reliably.

Accumulated compensated absences which are expected to be settled wholly within twelve months after the end of the period in which the employees render the related service are treated as short-term benefits. The Company measures the expected cost of such absences as the additional amount that it expects to pay as a result of the unused entitlement that has accumulated at the reporting date.

(ii) Defined contribution plans

Obligations for contributions to defined contribution plans are expensed as the related service is provided. The group has following defined contribution plans:

a) Provident fund

The Group makes specified monthly contributions towards Provident Fund and Employees State Insurance Corporation ('ESIC'). The contribution is recognized as an expense in the Statement of Profit and Loss during the period in which employee renders the related service.

b) Superannuation scheme

Superannuation Certain employees of the Group are eligible for participation in defined contribution plans such as superannuation. Contributions towards these funds are recognized as an expense periodically based on the contribution by the Group, since Group has no further obligation beyond its periodic contribution.

(iii) Defined benefit plans

The Group's net obligation in respect of defined benefit plans is calculated separately for each plan by estimating the amount of future benefit that employees have earned in the current and prior periods, discounting that amount and deducting the fair value of any plan assets.

The calculation of defined benefit obligations is performed annually by a qualified actuary using the projected unit credit method. When the calculation results in a potential asset for the group, the

Notes

to the Consolidated financial statements for the year ended 31 March 2022

recognised asset is limited to the present value of economic benefits available in the form of any future refunds from the plan or reductions in future contributions to the plan. To calculate the present value of economic benefits, consideration is given to any applicable minimum funding requirements.

Remeasurement of the net defined benefit liability, which comprise actuarial gains and losses, the return on plan assets (excluding interest) and the effect of the asset ceiling (if any, excluding interest), are recognised immediately in Other Comprehensive Income. Net interest expense (income) on the net defined liability (assets) is computed by applying the discount rate, used to measure the net defined liability (asset), to the net defined liability (asset) at the start of the financial year after taking into account any changes as a result of contribution and benefit payments during the year. Net interest expense and other expenses related to defined benefit plans are recognised in profit or loss.

When the benefits of a plan are changed or when a plan is curtailed, the resulting change in benefit that relates to past service or the gain or loss on curtailment is recognised immediately in profit or loss. The group recognises gains and losses on the settlement of a defined benefit plan when the settlement occurs.

The Group has following defined benefit plans:

Gratuity

The group provides for its gratuity liability based on actuarial valuation of the gratuity liability as at the Balance Sheet date, based on Projected Unit Credit Method, carried out by an independent actuary and contributes to the Gratuity Trust fund formed by the Group. The contributions made are recognized as plan assets. The defined benefit obligation as reduced by fair value of plan assets is recognized in the Balance Sheet. Re-measurements are recognized in the Other Comprehensive Income, net of tax in the year in which they arise.

(iv) Other long-term employee benefits

The Group's net obligation in respect of long-term employee benefits is the amount of future benefit that employees have earned in return for their service in the current and prior periods. That benefit is discounted to determine its present value. Re-measurements are recognised in profit or loss in the period in which they arise.

The group has following long term employment benefit plans:

Leave Liability

Leave encashment is payable to eligible employees at the time of retirement. The liability for leave encashment, which is a defined benefit scheme, is provided based on actuarial valuation as at the Balance Sheet date, based on Projected Unit Credit Method, carried out by an independent actuary.

16. Foreign currency translation

Transactions in foreign currencies are translated into the Group's functional currency at the exchange rates at the dates of the transactions.

Monetary assets and liabilities denominated in foreign currencies are translated into the functional currency at the exchange rate at the reporting date. Non-monetary assets and liabilities that are measured at fair value in a foreign currency are translated into the functional currency at the exchange rate when the fair value was determined. Non-monetary items that are measured based on historical cost in a foreign currency are translated at the exchange rate at the date of the transaction. Foreign currency differences are generally recognised in profit or loss.

The gain or loss arising on translation of non-monetary items measured at fair value is treated in line with the recognition of the gain or loss on the change in fair value of the item (i.e., translation differences on items whose fair value gain or loss is recognised in OCI or profit or loss are also recognised in OCI or profit or loss, respectively).

17. Borrowing Cost

Borrowing costs directly attributable to the acquisition, construction or production of an asset that necessarily takes a substantial period of time to get ready for its intended use or sale are capitalised as part of the cost of the asset. All other borrowing costs are expensed in the period in which they occur. Borrowing costs consist of interest and other costs that an entity incurs in connection with the borrowing of funds. Borrowing cost also includes exchange differences to the extent regarded as an adjustment to the borrowing costs.

18. Taxes

Tax expense comprises current and deferred tax. It is recognised in profit or loss except to the extent that it relates to items recognized directly in equity or in Other Comprehensive Income.

Notes

to the Consolidated financial statements for the year ended 31 March 2022

Current tax

Current tax comprises the expected tax payable or receivable on the taxable income or loss for the year and any adjustment to the tax payable or receivable in respect of previous years. It is measured using tax rates enacted or substantively enacted at the reporting date.

Current income tax relating to items recognised outside profit or loss is recognised outside profit or loss (either in other comprehensive income or in equity). Current tax items are recognised in correlation to the underlying transaction either in OCI or directly in equity. Management periodically evaluates positions taken in the tax returns with respect to situations in which applicable tax regulations are subject to interpretation and establishes provisions where appropriate.

Current tax assets and liabilities are offset only if, the Group:

a) Has a legally enforceable right to set off the recognised amounts; and

b) Intends either to settle on a net basis, or to realise the asset and settle the liability simultaneously.

Deferred tax

Deferred tax is recognised in respect of temporary differences between the carrying amounts of assets and liabilities for financial reporting purposes and the amounts used for taxation purposes. Deferred tax is not recognised for temporary differences on the initial recognition of assets or liabilities in a transaction that is not a business combination and that affects neither accounting nor taxable profit nor loss.

Deferred tax assets are recognised for unused tax losses, unused tax credits and deductible temporary differences to the extent that it is probable that future taxable profits will be available against which they can be used. Deferred tax assets are reviewed at each reporting date and are reduced to the extent that it is no longer probable that the related tax benefit will be realised; such reductions are reversed when the probability of future taxable profits improves.

Unrecognized deferred tax assets are reassessed at each reporting date and recognised to the extent that it has become probable that future taxable profits will be available against which they can be used.

Deferred tax is measured at the tax rates that are expected to be applied to temporary differences when they reverse, using tax rates enacted or substantively enacted at the reporting date.

The measurement of deferred tax reflects the tax consequences that would follow from the manner in which the group expects, at the reporting date, to recover or settle the carrying amount of its assets and liabilities.

The carrying amount of deferred tax asset is reviewed on each reporting date.

Deferred tax assets and liabilities are offset only if:

a) The entity has a legally enforceable right to set off current tax assets against current tax liabilities; and

b) The deferred tax assets and the deferred tax liabilities relate to income taxes levied by the same taxation authority on the same taxable entity.

i) Minimum alternate tax (MAT) paid in a year is charged to the statement of profit and loss as current tax for the year. The deferred tax asset is recognised for MAT credit available only to the extent that it is probable that the concerned group will pay normal income tax during the specified period, i.e., the period for which MAT credit is allowed to be carried forward. In the year in which the group recognizes MAT credit as an asset, it is created by way of credit to the statement of profit and loss and shown as part of deferred tax asset. The group reviews the "MAT credit entitlement" asset at each reporting date and writes down the asset to the extent that it is no longer probable that it will pay normal tax during the specified period.

19. Leases

The Group assesses at contract inception whether a contract is, or contains, a lease. That is, if the contract conveys the right to control the use of an identified asset for a period of time in exchange for consideration.

Group as a lessee

The Group applies a single recognition and measurement approach for all leases, except for short-term leases and leases of low-value assets. The Group recognises lease liabilities to make lease payments and right-of-use assets representing the right to use the underlying assets.

Notes

to the Consolidated financial statements for the year ended 31 March 2022

Right-of-use assets

The Group recognises right-of-use assets at the commencement date of the lease (i.e., the date the underlying asset is available for use). Right-of-use assets are measured at cost, less any accumulated depreciation and impairment losses, and adjusted for any remeasurement of lease liabilities. The cost of right-of-use assetincludes the amount of lease liabilities recognised, initial direct costs incurred, and lease payments made at or before the commencement date less any lease incentives received. Right-of-use assets are depreciated on a straight-line basis over the shorter of the lease term and the estimated useful lives of the assets. If ownership of the leased asset transfers to the Group at the end of the lease term or the cost reflects the exercise of a purchase option, depreciation is calculated using the estimated useful life of the asset.

Leasehold land is being amortised over the period of lease tenure.

The right-of-use assets are also subject to impairment.

Lease Liabilities

At the commencement date of the lease, the Group recognises lease liabilities measured at the present value of lease payments to be made over the lease term. The lease payments include fixed payments (including insubstance fixed payments) less any lease incentives receivable, variable lease payments that depend on an index or a rate, and amounts expected to be paid under residual value guarantees. The lease payments also include the exercise price of a purchase option reasonably certain to be exercised by the Group and payments of penalties for terminating the lease, if the lease term reflects the Group exercising the option to terminate. Variable lease payments that do not depend on an index or a rate are recognised as expenses (unless they are incurred to produce inventories) in the period in which the event or condition that triggers the payment occurs.

In calculating the present value of lease payments, the Group uses its incremental borrowing rate at the lease commencement date because the interest rate implicit in the lease is not readily determinable. After the commencement date, the amount of lease liabilities is increased to reflect the accretion of interest and reduced for the lease payments made. In addition, the carrying amount of lease liabilities is remeasured if there is a modification, a change in the lease term, a change in the lease payments (e.g., changes to future payments resulting from a change in an index or rate used to determine such lease payments) or a change in the assessment of an option to purchase the underlying asset.

The Group's lease liabilities are included in Interest-bearing loans and borrowings.

Short-term leases and leases of low-value assets

The Group applies the short-term lease recognition exemption to its short-term leases of machinery and equipment (i.e., those leases that have a lease term of 12 months or less from the commencement date and do not contain a purchase option). It also applies the lease of low-value assets recognition exemption to leases of office equipment that are considered to be low value. Lease payments on short-term leases and leases of low-value assets are recognised as expense on a straight-line basis over the lease term.

20. Impairment of non-financial assets

At each reporting date, the Group reviews the carrying amounts of its non-financial assets (other than inventories and deferred tax assets) to determine whether there is any indication on impairment. If any such indication exists, then the asset's recoverable amount is estimated.

For impairment testing, assets are grouped together into the smallest group of assets that generates cash inflows from continuing use that are largely independent of the cash inflows of other assets or Cash Generating Units ('CGUs').

The recoverable amount of an asset or CGU is the greater of its value in use and its fair value less costs to sell. Value in use is based on the estimated future cash flows, discounted to their present value using a pre-tax discount rate that reflects current market assessments of the time value of money and the risks specific to the asset or CGU.

An impairment loss is recognised if the carrying amount of an asset or CGU exceeds its recoverable amount.

Impairment loss in respect of assets other than goodwill is reversed only to the extent that the assets carrying amount does not exceed the carrying amount that would have been determined, net of depreciation or amortisation, if no impairment loss had been recognised.

Notes

to the Consolidated financial statements for the year ended 31 March 2022

21. Segment Reporting

Operating segments are reported in a manner consistent with the internal reporting provided to the chief operating decision maker.

The board of directors of the Group has been identified as being the chief operating decision maker by the Management of the group. Refer note 37 for segment information presented.

22. Cash and cash equivalents

Cash and cash equivalents comprise cash at bank and on hand and short-term deposits with original maturities of three months or less that are readily convertible to known amounts of cash and which are subject to an insignificant risk of changes in value.

23. Exceptional item

Items of income or expense of non-routine are presented separately when their nature and amount of such significance and is relevant to an understanding of the entity's financial performance.

24. Earnings Per Share (EPS)

Basic earnings per share are computed by dividing the profit for the year by the weighted average number of equity shares outstanding during the period. Diluted earnings per shares is computed by dividing the profit for the year by the weighted average number of equity shares considered for deriving basic earnings per shares and also the weighted average number of equity shares that could have been issued upon conversion of all dilutive potential equity shares.

The weighted average number of equity shares outstanding during the period is adjusted for events such as bonus issue, bonus elements in a rights issue, share split and reverse share split (consolidation of shares) that have changed the number of equity shares outstanding without a corresponding change in resources.

25. Effective Interest Method

The effective interest method is a method of calculating the amortised cost of a financial asset or financial liability and of allocating interest income / interest expenses over the relevant period. The effective interest rate is the rate that exactly discounts estimated future cash receipts / payments (including all fees and points paid or received that form an integral part of the effective interest rate, transaction costs and other premiums or discounts) through the expected life of the debt instrument, or, where appropriate, a shorter period, to the net carrying amount on initial recognition.

26. Non-current assets held for sale

The Group classifies non-current assets as held for sale if their carrying amounts will be recovered principally through a sale rather than through continuing use. This condition is regarded as met only when the asset is available for immediate sale in its present condition subject only to terms that are usual and customary for sales of such asset and its sale is highly probable. Also, such assets are classified as held for sale only if the management expects to complete the sale within one year from the date of classification.

Non-current assets classified as held for sale are measured at the lower of their carrying amount and the fair value less cost to sell. Non-current assets are not depreciated or amortised.

27. Incentives under the State Industrial Policy

The Group's manufacturing units in various States are eligible for incentives under the respective State Industrial Policy. The Company accrues these incentives as refund claims in respect of VAT/GST paid, on the basis that all attaching conditions were fulfilled by the Company and there is reasonable assurance that the incentive claims will be disbursed by the State Governments.

28. A) New and amended standards

The Company has adopted, with effect from 01 April 2021, the following new and revised standards and interpretations. Their adoption has not had any significant impact on the amounts reported in the financial statements.

1. Amendments to Ind AS 103 regarding the definition of identifiable assets acquired and liabilities assumed to qualify for recognition as part of applying the acquisition method;
2. Amendments to Ind AS 107, 109, 104 and 116 regarding Interest Rate Benchmark Reform - Phase 2;
3. Conceptual framework for financial reporting under Ind AS issued by the ICAI;
4. Amendments to Ind AS 116 regarding COVID-19 related rent concessions;
5. Amendments to Ind AS 105, 16 and 28 regarding definition of recoverable amount.

Notes

to the Consolidated financial statements for the year ended 31 March 2022

B) Standards issued but not yet effective

The Ministry of Corporate Affairs has notified Companies (Indian Accounting Standard) Amendment Rules 2022 dated 23 March 2022, effective from 01 April 2022, resulting in amendments such as Onerous Contracts - Costs of Fulfilling a Contract - Amendments to Ind AS 37, Reference to the Conceptual Framework - Amendments to Ind AS 103, Property, Plant and Equipment: Proceeds before Intended Use - Amendments to Ind AS 16, Ind AS 101 First-time Adoption of Indian Accounting Standards – Subsidiary as a first-time adopter, Ind AS 109 Financial Instruments - Fees in the '10 per cent' test for derecognition of financial liabilities, Ind AS 41 Agriculture - Taxation in fair value measurements. These amendments are not expected to have any impact on the Company. The Company has not early adopted any amendments that has been notified but is not yet effective.

Notes

to the Consolidated financial statements for the year ended 31 March 2022

2. Property, plant and equipment

(₹ in lacs)

Particulars	Cost					Accumulated depreciation and impairment					Carrying value	
	Opening	Addition	(Disposal)/ Adjustment	Foreign Exchange Impact	As at 31 March 2022	Opening	Addition*	(Disposal)/ Adjustment	Foreign Exchange Impact	As at 31 March 2022	As at 31 March 2021	As at 31 March 2022
CONSOLIDATED												
Tangible Assets												
Freehold land (Refer iv)	45,691.31	11,265.66	(1,637.51)	-	55,319.46	-	-	-	-	-	45,691.31	55,319.46
Building (Refer note v)	1,06,826.82	7,877.08	86.11	692.71	1,15,482.72	27,696.94	3,974.77	(4.23)	232.95	31,900.43	79,129.88	83,582.29
Plant and equipment (Refer note: i & v)	5,88,690.15	70,383.35	(8,067.74)	2,617.06	6,53,622.82	1,75,732.96	25,375.46	(4,216.89)	776.71	1,97,668.24	4,12,957.19	4,55,954.58
Vehicles	5,499.61	2,190.49	(1,108.57)	25.03	6,606.56	3,050.66	544.01	(736.14)	23.50	2,882.03	2,448.95	3,724.53
Furniture and fixtures (Refer note v)	4,015.64	416.54	(32.74)	8.01	4,407.45	2,764.78	256.35	(0.43)	5.47	3,026.17	1,250.86	1,381.28
Office Equipment (Refer note v)	674.03	56.39	(2.33)	0.07	728.17	398.31	92.90	(2.37)	1.14	489.98	275.72	238.19
Railway sidings (Refer note i)	13,192.08	573.84	-	-	13,765.92	4,585.03	813.52	-	-	5,398.55	8,607.05	8,367.37
Rolling stock	89.43	-	-	-	89.43	84.96	-	-	-	84.96	4.47	4.47
Other assets	936.13	314.93	0.42	14.73	1,266.21	487.59	155.18	0.19	8.23	651.19	448.54	615.02
Total	**7,65,615.20**	**93,078.28**	**(10,762.35)**	**3,357.61**	**8,51,288.74**	**2,14,801.23**	**31,212.19**	**(4,959.87)**	**1,048.00**	**2,42,101.55**	**5,50,813.97**	**6,09,187.19**
Capital work-in-progress	50,933.35	1,29,539.57	(77,255.26)	(10.76)	1,03,206.90	-	-	-	-	-	50,933.35	1,03,206.90
Total	**50,933.35**	**1,29,539.57**	**(77,255.26)**	**(10.76)**	**1,03,206.90**	**-**	**-**	**-**	**-**	**-**	**50,933.35**	**1,03,206.90**

* Depreciation on the tangibles assets includes depreciation of ₹85.75 transferred to preoperative expense and depreciation shown in note no 33 is ₹31,126.44 (₹31,212.19- ₹85.75)

Notes

to the Consolidated financial statements for the year ended 31 March 2022

(₹ in lacs)

Particulars	Cost					Accumulated depreciation and impairment					Carrying value	
	Opening	Addition	(Disposal)/ Adjustment	Foreign Exchange Impact	As at 31 March 20221	Opening	Addition	(Disposal)/ Adjustment	Foreign Exchange Impact	As at 31 March 2021	As at 31 March 2020	As at 31 March 2021
CONSOLIDATED												
Tangible Assets												
Freehold land (Refer iv)	41,657.68	4,033.63	-	-	45,691.31	-	-	-	-	-	41,657.68	45,691.31
Building (Refer note v)	96,034.49	14,959.78	(3,602.08)	(565.37)	1,06,826.82	24,575.09	3,393.46	(112.18)	(159.43)	27,696.94	71,459.40	79,129.88
Plant and equipment (Refer note: i & v)	5,54,570.46	40,771.27	(4,519.71)	(2,131.87)	5,88,690.15	1,56,396.61	22,944.45	(3,084.40)	(523.70)	1,75,732.96	3,98,173.85	4,12,957.19
Vehicles	5,162.39	795.67	(438.22)	(20.23)	5,499.61	2,945.91	422.67	(298.93)	(18.99)	3,050.66	2,216.48	2,448.95
Furniture and fixtures (Refer note v)	4,339.75	233.17	(552.08)	(5.20)	4,015.64	3,043.60	249.50	(524.23)	(4.09)	2,764.78	1,296.15	1,250.86
Office Equipment (Refer note v)	646.00	144.95	(115.82)	(1.10)	674.03	414.58	92.72	(108.26)	(0.73)	398.31	231.42	275.72
Railway sidings (Refer note i)	10,482.34	2,709.74	-	-	13,192.08	3,873.15	711.88	-	-	4,585.03	6,609.19	8,607.05
Rolling stock	89.43	-	-	-	89.43	84.96	-	-	-	84.96	4.47	4.47
Other assets	1,030.56	177.22	(261.84)	(9.81)	936.13	613.20	125.94	(246.61)	(4.94)	487.59	417.36	448.54
Total	**7,14,013.10**	**63,825.43**	**(9,489.75)**	**(2,733.58)**	**7,65,615.20**	**1,91,947.10**	**27,940.62**	**(4,374.61)**	**(711.88)**	**2,14,801.23**	**5,22,066.01**	**5,50,813.97**
Capital work-in-progress	52,953.50	46,136.64	(48,142.41)	(14.38)	50,933.35	-	-	-	-	-	52,953.50	50,933.35
Total	**52,953.50**	**46,136.64**	**(48,142.41)**	**(14.38)**	**50,933.35**	**-**	**-**	**-**	**-**	**-**	**52,953.50**	**50,933.35**

(i) The amount incurred by company as at 31st March 2022,ownership of which vests with State Electricity Boards & Indian Railways is cost ₹7,793.74 lacs (31st March 2021: ₹7,234.26 lacs), amortisation ₹2,221.75 lacs (31st March 2021: ₹1,804.18 lacs) and net block ₹5,572.00 lacs (31st March 2021: ₹5,430.08 lacs)

(ii) It includes freehold land for mining having cost of ₹3,127.84 lacs (31st March 2021 :₹3,082.44 lacs), amortisation of ₹1,188.26 lacs (31st March 2021 : ₹1,029.21 lacs) and net block of ₹1,939.58 lacs (31st March 2021 :₹2,053.23 lacs)

(iii) Property, plant & equipment pledged as security: Refer note 17 for information on property, plant & equipment pledged as security by the company.

(iv) The company is in the process of its brownfield expansion project, on account of which, the amount of borrowing cost that has been capitalised during the year ended 31 March 2022 was ₹1,860.54 lacs (31 March 2021: ₹1,893.39 lacs). The rate used to determine the amount of borrowing costs eligible for capitalisation ranged between 6.50% to 6.65%

(v) The table below provides details regarding the Ageing for Projects as at 31 March 2022 and 31 March 2021

Notes

to the Consolidated financial statements for the year ended 31 March 2022

(₹ in lacs)

Particulars	Amount in CWIP in a period of				Total As at 31 March 2022
	Less than 1 year	1-2 Years	2-3 Years	More than 3 Years	
Projects in Progress	15,372.07	87,589.60	72.25	135.32	1,03,169.24
Projects Temporarily suspended	-	-	-	37.66	37.66
Total	**15,372.07**	**87,589.60**	**72.25**	**172.98**	**1,03,206.90**

Particulars	Amount in CWIP in a period of				Total As at 31 March 20221
	Less than 1 year	1-2 Years	2-3 Years	More than 3 Years	
Projects in Progress	2,221.63	32,798.87	14,436.90	1,411.81	50,869.21
Projects Temporarily suspended	20.16	5.31	16.51	22.16	64.14
Total	**2,241.79**	**32,804.18**	**14,453.41**	**1,433.97**	**50,933.35**

(vi) Contractual obligation-Refer note 36 for disclosure of contractual commitment for the acquisition of Property, Plant & equipment.

3. Intangible Assets

Particulars	Cost					Accumulated depreciation and impairment					Carrying value	
	Opening	Addition	(Disposal)/ Adjustment	Foreign Exchange Impact	As at 31 March 2022	Opening	Addition	(Disposal)/ Adjustment	Foreign Exchange Impact	As at 31 March 2022	As at 31 March 2021	As at 31 March 2022
Intangible Assets												
Goodwill	742.70	-	-	-	742.70	742.70	-	-	-	742.70	-	-
Computer Software	1,216.20	243.12	(2.06)	0.08	1,457.34	953.55	182.16	(1.80)	0.07	1,133.98	262.65	323.36
Mining Rights	5,041.90	-	-	67.65	5,109.55	616.38	171.48	-	9.25	797.11	4,425.52	4,312.44
Total	**6,258.10**	**243.12**	**(2.06)**	**67.73**	**6,566.89**	**1,569.93**	**353.64**	**(1.80)**	**9.32**	**1,931.09**	**4,688.17**	**4,635.80**

Particulars	Cost					Accumulated depreciation and impairment					Carrying value	
	Opening	Addition	(Disposal)/ Adjustment	Foreign Exchange Impact	As at 31 March 2021	Opening	Addition	(Disposal)/ Adjustment	Foreign Exchange Impact	As at 31 March 2021	As at 31 March 2020	As at 31 March 2021
Intangible Assets												
Goodwill	742.70	-	-	-	742.70	742.70	-	-	-	742.70	-	-
Computer Software	1,020.91	195.37	-	(0.08)	1,216.20	838.38	115.19	-	(0.02)	953.55	182.53	262.65
Mining Rights	3,008.90	2,079.10	-	(46.10)	5,041.90	466.58	155.54	-	(5.74)	616.38	2,542.32	4,425.52
Total	**4,029.81**	**2,274.47**	**-**	**(46.18)**	**6,258.10**	**1,304.96**	**270.73**	**-**	**(5.76)**	**1,569.93**	**2,724.85**	**4,688.17**

Notes

to the Consolidated financial statements for the year ended 31 March 2022

(₹ in lacs)

3 (i). Right-of-use assets

Set out below are the carrying amounts of right-of-use assets recognised and the movements during the year:

Particulars	Cost					Accumulated depreciation and impairment					Carrying value	
	Opening	Addition	(Disposal)/ Adjustment	Foreign Exchange Impact	As at 31 March 2022	Opening	Addition*	(Disposal)/ Adjustment	Foreign Exchange Impact	As at 31 March 2022	As at 31 March 2021	As at 31 March 2022
Leasehold land	27,729.84	1,835.73	(1,311.88)	-	28,253.69	4,991.97	877.57	(1,353.83)	-	4,515.71	22,737.87	23,737.98
Vehicles	135.61	116.93	(86.65)	4.78	170.67	92.05	37.50	(86.65)	2.03	44.93	43.56	43.56
Buildings	21,489.04	3,316.04	(685.57)	595.08	24,714.59	6,052.42	2,042.27	(234.35)	184.71	8,045.05	15,436.62	16,751.72
Other Equipment	31.86	-	-	-	31.86	16.34	-	-	-	16.34	15.52	15.52
Total	**49,386.35**	**5,268.70**	**(2,084.10)**	**599.86**	**53,170.81**	**11,152.78**	**2,957.34**	**(1,674.83)**	**186.74**	**12,622.03**	**38,233.57**	**40,548.78**

* Depreciation on the Right-of-use assets includes depreciation of ₹190.87 transferred to preoperative expense and depreciation shown in note no 33 is ₹2766.47 (₹2957.34 - ₹190.87).

Particulars	Cost					Accumulated depreciation and impairment					Carrying value	
	Opening	Addition	(Disposal)/ Adjustment	Foreign Exchange Impact	As at 31 March 2021	Opening	Addition	(Disposal)/ Adjustment	Foreign Exchange Impact	As at 31 March 2021	As at 31 March 2020	As at 31 March 2021
Leasehold land	18,131.50	9,598.34	-	-	27,729.84	4,417.11	574.86	-	-	4,991.97	13,714.39	22,737.87
Vehicles	139.08	-	-	(3.47)	135.61	48.12	45.57	-	(1.64)	92.05	90.96	43.56
Buildings	21,450.52	1,087.33	(561.62)	(487.19)	21,489.04	4,613.62	1,787.26	(232.51)	(115.95)	6,052.42	16,836.90	15,436.62
Other Equipment	31.86	-	-	-	31.86	16.34	-	-	-	16.34	15.52	15.52
Total	**39,752.96**	**10,685.67**	**(561.62)**	**(490.66)**	**49,386.35**	**9,095.19**	**2,407.69**	**(232.51)**	**(117.59)**	**11,152.78**	**30,657.77**	**38,233.57**

Notes

to the Consolidated financial statements for the year ended 31 March 2022

(₹ in lacs)

Set out below are the carrying amounts of lease liabilities and the movements during the year:

Particulars	As at 31 March 2022	As at 31 March 2021
Opening Balance	22,422.14	21,900.55
Addition	2,981.75	758.22
Accretion of Interest	964.25	983.52
Payment of lease liabilities	(1,795.99)	(1,220.15)
Foreign exchange impact	1,467.67	-
Closing Balance	**26,039.82**	**22,422.14**
Current	7,187.33	4,973.24
Non-current	18,852.49	17,448.90

The table below provides details regarding the contractual maturities of lease liabilities as at 31 March, 2022 and 31 March, 2021 on an undiscounted basis.

Particulars	As at 31 March 2022	As at 31 March 2021
Less than one year	8,116.02	2,407.69
One to two years	2,729.68	983.52
More than two years	21,886.21	3,391.21
	32,731.92	**28,510.74**

The Company does not face a significant liquidity risk with regard to its lease liabilities as the current assets are sufficient to meet the obligations related to lease liabilities as and when they fall due.

The average borrowing rate of 8% has been applied to lease liabilities recognised in the balance sheet.

4. Non-Current Financial Assets - Investments

			As at 31 March 2022	As at 31 March 2021
A.	**Investment in equity instruments (fully paid-up)**			
	Unquoted			
	Others (at Cost)			
	- 8,000 (31 March 2021: 8,000) equity shares of ReNew Wind Energy AP (Pvt.) Ltd. (Face value ₹10 each)		8.00	8.00
	- 20,69,070 (31 March 2021 : Nil) equity shares of Nay Energy Pvt Ltd (Face value ₹10 each)	206.91	-	-
	- 17,51,100 (31 March 2021 : Nil) equity shares of Nay Energy Pvt Ltd (Face value ₹12 each)	210.13	-	-
	Initial Cost	417.04		
	Share in (Loss) of Associate	(21.17)	-	-
	Carrying Cost	395.87	395.87	-
	- 1,69,120 (31 March 2021 : 1,63,720) equity shares of Atria Wind Power (Chitradurga) Pvt. Ltd. (Face value ₹10 each)		424.42	410.86
	- 433 (31 March 2021 : Nil) equity shares of AMP Solar Technology Pvt. Ltd. (Face value ₹10 each)		0.04	-
B.	**Investments in Bonds(Quoted) (at FVTPL)**			
	- Nil (31 March 2021: 93) 9.80% Canara 25 July 2022 perpetual bonds , Face value per Bond ₹10,00,000 purchased @ ₹10,26,188.96 each		-	947.77
	- Nil (31 March 2021: 150) 8.65% BOB 11 August 2022 perpetual bonds , Face value per Bond ₹10,00,000 purchased @ ₹11,04,861.56 each		-	1,514.95
	- Nil (31 March 2021: 150) 8.75% Axis 28 June 2022 perpetual bonds , Face value per Bond ₹10,00,000 purchased @ ₹10,35,807.51 each		-	1,515.35

Notes

to the Consolidated financial statements for the year ended 31 March 2022

(₹ in lacs)

		As at 31 March 2022	As at 31 March 2021
C.	**Investments in Debentures (at cost)**		
	- 27,000 (31 March 2021: Nil) AMP Solar Urja Pvt.. Ltd. Debentures , Face value per Debenture ₹10 purchased @ ₹1,000 each	270.00	-
		1,098.33	**4,396.93**
	Aggregate amount of market value of quoted investment	**-**	**3,978.07**
	Aggregate amount of unquoted investment	**1,098.33**	**418.86**

5. Non-Current Financial Assets - Others

	As at 31 March 2022	As at 31 March 2021
(Unsecured, Considered good unless otherwise stated)		
(Carried at Amortised Cost, unless otherwise stated)		
Fixed deposits with maturity more than 12 months from the reporting date*	497.45	1,122.76
Vehicle Loan Recoverable	327.61	224.61
Security Deposits**	7,505.86	5,482.41
	8,330.92	**6,829.78**

*includes ₹95.95 lacs (31 March 2021 ₹133.05 lacs) pledged against overdraft /other commitments.

**Majorly includes deposits with State Electricity boards, tender money deposits and godown/office deposits.

No loans due from directors or other officers of the Company or any of them either severally or jointly with any other persons or amounts due from firms or private companies respectively in which any director is a partner or a director or a member.

6. Other Non-Current Assets

	As at 31 March 2022	As at 31 March 2021
Capital advances	17,229.82	10,252.78
Advances other than capital advances		
(Unsecured, Considered good unless otherwise stated)		
Prepaid expenses	735.32	748.19
Deferred employee compensation	41.66	29.99
Advance to employees	242.51	174.82
Deposit under protest with Government authorities	2,574.96	1,786.50
	20,824.27	**12,992.28**

No advances are due from directors or other officers of the Company or any of them either severally or jointly with any other persons or amounts due from firms or private companies respectively in which any director is a partner or a director or a member.

Notes

to the Consolidated financial statements for the year ended 31 March 2022

(₹ in lacs)

7. Inventories

	As at 31 March 2022	As at 31 March 2021
(Valued at lower of cost and net realisable value, unless otherwise stated)		
Raw materials	26,605.31	15,186.25
Work-in-progress	11,426.34	10,295.94
Finished goods	10,643.67	9,553.57
Traded goods	288.24	209.60
Consumable stores and spares (net of provisions for slow and non-moving inventories of ₹2,650.85 lacs (31 March 2021: ₹1,037.21 lacs))	57,364.04	33,272.24
Goods in transit :		
- Raw materials	860.24	323.23
- Consumable stores and spares	13,683.25	6,817.77
	1,20,871.09	**75,658.60**

Refer note 17a (2) for information on inventories pledged as security by the company.

8. Current Financial Assets - Investments

Particulars	As at 31 March 2022	As at 31 March 2021
Investment in Mutual Funds		
Quoted (at FVTPL)		
- Nil (31 March 2021: 50,00,000) units of ICICI Prudential Fixed Maturity Plan Series 82-1187 Days	-	637.50
- Nil (31 March 2021: 50,00,000) units of ICICI Prudential Fixed Maturity Plan Series 82-1136 Days	-	632.50
- Nil (31 March 2021: 2,81,503.956) units of Canara Robeco Overnight Fund-DG	-	2,999.85
- Nil (31 March 2021:29,896.008) units of SBI Overnight Fund Direct Growth	-	1,002.04
- 71,904.35 (31 March 2021: Nil) units of HDFC Liquid Fund -DP-Growth Option	3,009.01	-
- 9,53,968.71 (31 March 2021: Nil) units of ICICI Prudential Liquid fund -Direct Plan -Growth	3,007.45	-
- 3,42,713.55 (31 March 2021: Nil) units of Axis Liquid Fund - Direct Growth (CFDGG)	8,102.03	-
- 94,136.55 (31 March 2021: Nil) units of Canara Robeco Liquid Fund-Direct Growth	2,400.29	-
Investments in Bonds (Quoted) (at FVTPL)		
- Nil (31 March 2021: 50) State bank of India SR-II 8.75% BD perpetual bonds, Face value per Bond ₹10,00,000 purchased @ ₹10,07,773 each	-	504.61
- Nil (31 March 2021: 100) 10.99% Union 05 August 2021 perpetual bonds , Face value per Bond ₹10,00,000 purchased @ ₹10,30,613.48 each	-	1,011.57
- Nil (31 March 2021: 50) State bank of India SR-III 8.39% BD perpetual bonds, Face value per Bond ₹10,00,000 purchased @ ₹9,91,285 each	-	503.96
- Nil (31 March 2021: 150) 9.14% BOB 22 March 2022 perpetual bonds , Face value per Bond ₹10,00,000 purchased@ ₹10,56,190.14 each	-	1,520.94
- Nil (31 March 2021: 100) 9.10% Union 30 March 2022 perpetual bonds , Face value per Bond ₹10,00,000 purchased @ ₹10,41,683.49 each	-	1,014.04
- 150 (31 March 2021: Nil) 8.75% Axis 28 June 2022 perpetual bonds , Face value per Bond ₹10,00,000 purchased @ ₹10,35,807.51 each	1,504.74	-
- 93 (31 March 2021: Nil) 9.80% Canara 25 July 2022 perpetual bonds , Face value per Bond ₹10,00,000 purchased @ ₹10,26,188.96 each	935.32	-
- 150 (31 March 2021: Nil) 8.65% BOB 11 August 2022 perpetual bonds , Face value per Bond ₹10,00,000 purchased @ ₹11,04,861.56 each	1,510.66	-
Aggregate amount of quoted Investments	**20,469.50**	**9,827.01**
Aggregate amount of market value of quoted Investments	**20,469.50**	**9,827.01**

Notes

to the Consolidated financial statements for the year ended 31 March 2022

(₹ in lacs)

9. Current Financial Assets - Trade Receivables

	As at 31 March 2022	As at 31 March 2021
(Carried at Amortised Cost, except otherwise stated)		
Considered good - secured	16,688.76	14,153.65
Considered good - unsecured	25,991.15	21,999.70
Receivables - credit impaired	1,208.96	1,255.11
	43,888.87	**37,408.46**
Less: Provision for impairment of trade receivables	(1,208.96)	(1,255.11)
	42,679.91	**36,153.35**

Trade receivable Ageing Schedule

As at 31 March 2022

Particulars	Outstanding for following periods from due date of payment					
	Total 31 March 2022	Less than 6 months	6 months - 1 year	1-2 Years	2-3 Years	More than 3 Years
(i) Undisputed Trade receivables-Considered Good	42,679.91	41,638.28	611.07	21.83	23.94	384.79
(ii) Disputed Trade receivables-Credit impaired	1,208.96	-	95.57	114.16	79.28	919.94
	43,888.87	**41,638.28**	**706.64**	**135.99**	**103.22**	**1,304.73**
(iii) Disputed Trade receivables-Provision for impairment	(1,208.96)	-	(95.57)	(114.16)	(79.28)	(919.94)
	42,679.91	**41,638.28**	**611.07**	**21.83**	**23.94**	**384.79**

As at 31 March 2021

Particulars	Outstanding for following periods from due date of payment					
	Total 31 March 2021	Less than 6 months	6 months - 1 year	1-2 Years	2-3 Years	More than 3 Years
(i) Undisputed Trade receivables-Considered Good	36,153.35	35,582.82	147.29	61.44	26.19	335.61
(ii) Disputed Trade receivables-Credit impaired	1,255.11	26.41	39.69	180.84	94.34	913.83
	37,408.46	**35,609.23**	**186.98**	**242.27**	**120.53**	**1,249.45**
(iii) Disputed Trade receivables-Provision for impairment	(1,255.11)	(26.41)	(39.69)	(180.84)	(94.34)	(913.83)
	36,153.35	**35,582.82**	**147.29**	**61.44**	**26.19**	**335.61**

Refer to Note 17a(2) for information on Trade receivables pledged as security by the company.

No trade receivable are due from directors or other officers of the Company or any of them either severally or jointly with any other persons or amounts due from firms or private companies respectively in which any director is a partner or a director or a member.

Trade receivables are non-interest bearing and are generally on terms of below 90 days payment.

Notes

to the Consolidated financial statements for the year ended 31 March 2022

(₹ in lacs)

10. Current Financial Assets - Cash and Cash equivalents

	As at 31 March 2022	As at 31 March 2021
Balance with banks:		
- In current accounts	1,194.68	2,642.15
- In EEFC accounts	9.70	-
- Fixed deposits with original maturity of upto 3 months from the reporting date*	9,065.17	12,005.40
- Others	0.60	-
Cash in hand	33.87	23.61
Cheques in hand	0.06	1.96
	10,304.08	**14,673.12**

*Fixed Deposits upto one year include deposit of ₹1,402.48 lacs (31 March 2021:₹Nil lacs) pledged against overdraft /other commitments.

11. Current Financial Assets - Other Bank Balances

	As at 31 March 2022	As at 31 March 2021
Earmarked balance with bank for unclaimed dividends #	174.71	146.52
Fixed deposits with maturity of more than 3 months but upto one year from the reporting date*	22,037.61	1,07,645.23
	22,212.32	**1,07,791.75**

#Earmarked unpaid dividend accounts are restricted in use as it relates to unpaid dividend & unclaimed fraction money.

*Fixed Deposits upto one year include deposit of ₹4,109.09 lacs (31 March 2021: ₹30,340.96 lacs) pledged against overdraft /other commitments.

12. Current Financial Assets - Others

	As at 31 March 2022	As at 31 March 2021
(Unsecured Considered Good, unless otherwise stated)		
(Carried at Amortised Cost, except otherwise stated)		
Other loans and advances		
Considered good	1,276.08	2,061.11
Considered doubtful	135.76	135.76
Less: Allowance for doubtful loans and advances	(135.76)	(135.76)
Advance to Employees	627.39	499.98
Government grants receivable	9,974.97	7,954.59
Fixed deposits with original maturity of more than 12 months and remaining maturity of less than 12 months from the reporting date*	75,565.17	40,579.41
Interest accrued on deposits	2,775.92	4,428.41
	90,219.53	**55,523.50**

Refer to Note 17a for information on other current financial assets pledged as security by the company.

*Fixed Deposits due upto one year having original maturity period more than 12 months include deposit of ₹29,464.70 lacs (31 March 2021: ₹6,867.98 lacs) pledged against overdraft /other commitments.

13. Current Tax Assets (Net)

	As at 31 March 2022	As at 31 March 2021
Advance tax (Net of provision for income tax of ₹25,707.90 lacs) (31 March 2021: ₹30,756.71 lacs).	1,607.27	-
	1,607.27	**-**

Notes

to the Consolidated financial statements for the year ended 31 March 2022

(₹ in lacs)

14. Other Current Assets

	As at 31 March 2022	As at 31 March 2021
Balances with Government authorities	23,468.67	4,967.33
Prepaid Expenses	2,342.02	2,008.41
Advance to Employees	105.03	82.83
Advances to Suppliers	18,165.25	11,608.21
Deferred employee compensation	20.93	17.36
	44,101.90	**18,684.14**

No advances are due from directors or other officers of the company or any of them either severally or jointly with any other persons or amounts due from firms or private companies respectively in which any director is a partner or a director or a member.

15. Equity Share capital

	As at 31 March 2022	As at 31 March 2021
Authorised:		
8,00,00,000 (31 March 2021 - 8,00,00,000) equity shares of ₹10/- each	8,000.00	8,000.00
Issued, subscribed & fully paid up:		
7,72,68,251 (31 March 2021 - 7,72,68,251) equity Shares of ₹10/- each	7,726.83	7,726.83
	7,726.83	**7,726.83**

a. Terms and rights attached to equity shares

There are only 1 class of Equity shares having a par value of ₹10 each. Each holder of equity shares is entitled to one vote per share. In the event of liquidation of the company, the holders of equity shares will be entitled to receive remaining assets of the company, after distribution of all preferential amounts. The distribution will be in proportion to the number of equity shares held by the shareholders. There is no restriction on distribution of dividend. The company declares and pays dividends in Indian rupees. The dividend proposed by the Board of Directors is subject to the approval of the shareholders in the ensuing Annual General Meeting.

b. Reconciliation of number of shares outstanding at the beginning and end of the year :

	Number of Shares	Amount
Outstanding as at the 01 April 2020	7,72,68,251	7,726.83
Equity Shares issued during the year	-	-
Outstanding as at the 31 March 2021	7,72,68,251	7,726.83
Equity Shares issued during the year	-	-
Outstanding as at the 31 March 2022	**7,72,68,251**	**7,726.83**

c. Shareholders holding more than 5% equity shares of ₹ 10 each in the Company

	As at 31 March 2022		As at 31 March 2021	
	No. of Shares	Percentage	No. of Shares	Percentage
M/s Yadu International Ltd.	3,10,36,918	40.17%	3,10,34,518	40.16%
Shri. Abhishek Singhania	40,08,994	5.19%	40,08,994	5.19%
Smt. Kavita Y Singhania	38,69,650	5.01%	38,69,650	5.01%
Investment Trust Fidelity Series	48,16,431	6.23%	44,51,131	5.76%

As per records of the Company, including its register of shareholders/members and other declarations received from shareholders regarding beneficial interest, the above shareholding represents both legal and beneficial ownerships of shares.

Aggregate number of equity shares issued as bonus, shares issued for consideration other than cash and shares bought back during the period of five years immediately preceding the reporting date is Nil.

Notes

to the Consolidated financial statements for the year ended 31 March 2022

d. Detail of shares held by promoters (Legal & beneficiary ownership)

As at 31 March 2022

(₹ in lacs)

S. No.	Promoter Name	No. of shares at the beginning of the year	Change during the year	No. of shares at the end of the year	% of total shares	% changes during the year
1	Gaur Hari Singhania with Vasantlal D. Mehta & Raghubir Prasad Singhania	20	-	20	-	-
2	Sushila Devi Singhania	33,35,957	-	33,35,957	4.32	-
3	Kalpana Singhania	4,75,263	(2,401)	4,72,862	0.61	(0.01)
4	Manorama Devi Singhania*	5,31,465	(5,31,465)	-	-	(1.00)
5	Nidhipati Singhania	42,428	-	42,428	0.05	-
6	Abhishek Singhania*	40,08,994	(40,08,994)	-	-	(1.00)
7	Madhavkrishna Singhania	2,50,210	-	2,50,210	0.32	-
8	Raghavpat Singhania	2,50,210	-	2,50,210	0.32	-
9	Kavita Y Singhania**	38,69,650	(38,69,650)	-	-	(1.00)
10	Ajay Kumar Saraogi	3,340	-	3,340	-	-
11	Amrita Saraogi	3,000	-	3,000	-	-
12	Kailash Nath Khandelwal jointly with Radha Rani Khandelwal	1,000	-	1,000	-	-
13	Pushpa Saraogi	5,048	-	5,048	0.01	-
14	Radha Rani Khandelwal jointly with Kailash Nath Khandelwal	500	-	500	-	-
15	J. K.Traders Ltd.*	1,81,254	(1,81,254)	-		(1.00)
16	G.H.Securities Pvt. Ltd.	20	-	20	-	-
17	Yadu International Ltd.	3,10,34,518	2,400	3,10,36,918	40.17	0.00
18	Yadu Securities Pvt. Ltd	40	-	40	-	-
19	Ramapati Singhania jointly with Rajeshree Singhania**	5,49,662	(5,49,662)	-	-	(1.00)
	Total	**4,45,42,579**	**(91,41,026)**	**3,54,01,553**	**45.81**	

*Reclassification as per approval of SEBI dated 24 December 2021 transfer from promoters category to general category.
**Reclassification as per approval of SEBI dated 14 March 2022 transfer from promoters category to general category.

As at 31 March 2021

S. No.	Promoter Name	No. of shares at the beginning of the year	Change during the year	No. of shares at the end of the year	% of total shares	% changes during the year
1	Gaur Hari Singhania with Vasantlal D. Mehta & Raghubir Prasad Singhania	20	-	20	-	-
2	Sushila Devi Singhania	2,85,957	30,50,000	33,35,957	4.32	1,066.59
3	Yadupati Singhania	1,20,64,198	(1,20,64,198)	-	-	(100.00)
4	Kalpana Singhania	4,263	4,71,000	4,75,263	0.62	11,048.56
5	Manorama Devi Singhania	31,465	5,00,000	5,31,465	0.69	1,589.07
6	Nidhipati Singhania	33,428	9,000	42,428	0.05	26.92
7	Ramapati Singhania	49,662	(49,662)	-	-	(100.00)
8	Abhishek Singhania	58,994	39,50,000	40,08,994	5.19	6,695.60
9	Madhavkrishna Singhania	210	2,50,000	2,50,210	0.32	1,19,047.62
10	Raghavpat Singhania	210	2,50,000	2,50,210	0.32	1,19,047.62
11	Kavita Y Singhania	13,05,452	25,64,198	38,69,650	5.01	196.42
12	Ajay Kumar Saraogi	3,340	-	3,340	-	-

Notes

to the Consolidated financial statements for the year ended 31 March 2022

(₹ in lacs)

S. No.	Promoter Name	No. of shares at the beginning of the year	Change during the year	No. of shares at the end of the year	% of total shares	% changes during the year
13	Amrita Saraogi	3,000	-	3,000	-	-
14	Kailash Nath Khandelwal jointly with Radha Rani Khandelwal	1,000	-	1,000	-	-
15	Pushpa Saraogi	5,048	-	5,048	0.01	-
16	Radha Rani Khandelwal jointly with Kailash Nath Khandelwal	500	-	500	-	-
17	J. K.Traders Ltd.	1,81,254	-	1,81,254	0.23	-
18	G.H.Securities Pvt. Ltd.	20	-	20	-	-
19	Yadu International Ltd.	3,08,34,518	2,00,000	3,10,34,518	40.16	0.65
20	Yadu Securities Pvt. Ltd	40	-	40	-	-
21	Ramapati Singhania jointly with Rajeshree Singhania	-	5,49,662	5,49,662	0.71	-
	Total	**4,48,62,579**	**(3,20,000)**	**4,45,42,579**	**57.64**	

16. Other equity

Particulars	As at 31 March 2022	As at 31 March 2021
a. Securities premium		
Balance at the beginning of the year	75,679.66	75,679.66
Changes during the year	-	-
Balance at the end of the year	**75,679.66**	**75,679.66**
b. Debenture redemption reserve		
Balance at the beginning of the year	4,722.40	8,011.80
Less: Transfer to retained earnings	(1,357.70)	(3,289.40)
Balance at the end of the year	**3,364.70**	**4,722.40**
c. General reserve		
Balance at the beginning of the year	1,10,325.02	1,00,325.02
Add: Transfer from retained earnings	20,000.00	10,000.00
Balance at the end of the year	**1,30,325.02**	**1,10,325.02**
d. Retained earnings		
Balance at the beginning of the year	1,75,220.78	1,11,025.07
Add: Profit for the year	68,711.93	70,971.86
Add: Other Comprehensive income/(loss) for the year	1,692.76	(65.54)
Less: Transfer to general reserve	(20,000.00)	(10,000.00)
Add: Transfer from debenture redemption reserve	1,357.70	3,289.40
Less: Dividend on equity shares	(11,590.24)	-
	2,15,392.93	**1,75,220.78**
	4,24,762.31	**3,65,947.86**

Nature and purpose of other equity

Debenture Redemption Reserve

For the debentures issued and outstanding as at 31 March 2022 the Company has created DRR in accordance with requirement of section 71 of the Companies Act 2013. However, pursuant to a Ministry of Corporate Affairs notification dated 16 August 2019 amending Section 71 of the Companies Act, 2013 and Rule 18 (7) of the Companies (Share Capital and Debentures) Rules, 2014, the Company is not required to maintain DRR for debentures issued and accordingly has applied the said change in provision to debentures issued prospectively post 31 March 2020.

Notes

to the Consolidated financial statements for the year ended 31 March 2022

General reserve

The Company appropriates a portion to general reserves out of the profits voluntarily to meet future contingencies. The said reserve is available for payment of dividend to the shareholders as per the provisions of the Act.

Securities premium

Securities premium is used to record the premium on issue of shares. The reserve can be utilised only for limited purposes such as issuance of bonus shares in accordance with the provisions of the Companies Act, 2013.

Retained earnings

Retained earnings represents all accumulated net income netted by all dividends paid to shareholders. Retained earnings includes re-measurement loss/(gain) on defined benefit plans, net of taxes that will not be reclassified to Statement of Profit and Loss. Retained earnings is a free reserve available to the Company.

Other Comprehensive Income

a) Remeasurement of defined benefit plans

Remeasurements of defined benefit plans represents the following as per Ind AS 19, Employee Benefits:

(a) actuarial gains and losses

(b) the return on plan assets, excluding amounts included in net interest on the net defined benefit liability (asset); and

(c) any change in the effect of the asset ceiling, excluding amounts included in net interest on the net defined benefit liability (asset)

b) Foreign Currency Translations

Foreign Currency Translation adjustments on foreign subsidiaries.

Dividend

The following dividends were paid by the Company for the year.

(₹ in lacs)

	31 March 2022	31 March 2021
Final dividend for the year ended 31 March 2021 ₹15 per share (31 March 2020: ₹Nil per share)	11,590.24	-
	11,590.24	**-**

After the reporting date, the board of directors confirms the proposed divided as final dividend . The dividends have not been recognised as liabilities and there are no tax consequences.

	31 March 2022	31 March 2021
Proposed dividend for the year ended 31 March 2022 ₹15.00 per share (31 March 2021: ₹15 per share)	11,590.24	11,590.24
	11,590.24	**11,590.24**

Capital management

For the purpose of the Company's capital management, capital includes issued equity capital, securities premium and all other equity reserves attributable to the equity holders of the Company. The primary objective of the Company's capital management is to maximise the shareholder value.

The Group manages its capital structure and makes adjustments in light of changes in economic conditions and the requirements of the financial covenants. To maintain or adjust the capital structure, the Group may adjust the dividend payment to shareholders, return capital to shareholders or issue new shares. The Group monitors capital using a gearing ratio, which is net debt divided by total capital plus net debt. The Group includes within net debt, interest bearing loans and borrowings, less cash and cash equivalent, excluding discontinued operations.

Notes

to the Consolidated financial statements for the year ended 31 March 2022

(₹ in lacs)

	As at 31 March 2022	As at 31 March 2021
Borrowings (Note 17)	2,98,661.57	2,99,312.16
Current Borrowings (note 22)	86,827.30	40,855.18
Current Investments (note 8)	(20,469.50)	(9,827.01)
Cash and cash equivalents (Note 10)	(10,304.08)	(14,673.12)
Fixed Deposits (note 5, 11 & 12)	(98,100.23)	(1,49,347.40)
Net debt	**2,56,615.06**	**1,66,319.81**
Total Equity (note 15 & 16)	4,29,063.63	3,71,101.24
Capital and net debt	**6,85,678.69**	**5,37,421.05**
Gearing ratio	**37.42%**	**30.95%**

In order to achieve this overall objective, the Group's capital management, amongst other things, aims to ensure that it meets financial covenants attached to the interest-bearing loans and borrowings that define capital structure requirements. Breaches in meeting the financial covenants would permit the bank to immediately call loans and borrowings. There have been no breaches in the financial covenants of any interest-bearing loans and borrowing in the current period.

No changes were made in the objectives, policies or processes for managing capital during the years ended 31 March 2022 and 31 March 2021.

17. Non-Current Financial Liabilities - Borrowings

	As at 31 March 2022	As at 31 March 2021
(Carried at amortized cost, unless otherwise stated)		
Secured		
a. Non convertible debentures	45,675.87	49,207.13
Less: Current maturities of non convertible debentures (Refer note 22)	(17,400.00)	(3,600.00)
b. Term Loans From banks in Local Currency	2,86,071.22	2,66,216.29
Less: Current maturities of term loans (Refer note 22)	(26,056.32)	(20,851.60)
c. Vehicle loans	1,547.80	605.66
Less: Current maturities of vehicle loans (Refer note 22)	(649.43)	(278.13)
d. VAT loans from Government	10,135.44	6,731.46
Less: Current maturities of vat loans (Refer note 22)	(1,388.03)	(372.80)
Total Secured	**2,97,936.55**	**2,97,658.01**
Unsecured		
e. Deferred sales tax liabilities	1,512.44	2,472.10
Less: Current maturities of deferred sales tax liabilities (Refer note 22)	(787.42)	(817.95)
Total Unsecured	**725.02**	**1,654.15**
	2,98,661.57	**2,99,312.16**

17a. Particulars of Securities, Repayment & Interest

Loan's Securities	Repayment Frequency	Year of Maturity	Rate of Interest p.a.	Carrying Amount As at 31 March 2022	Carrying Amount As at 31 March 2021
1) Secured Non Convertible Debentures					
NCD as shown includes ₹86.86 lacs (31 March 2021 : ₹192.86 lacs) towards amortised expenses. Non Convertible Debentures(NCDs): ₹45,800 lacs (31 March 2021 : ₹49,400.00 lacs)	Annual	2023-24	10.50%	3,900.00	5,200.00

Notes

to the Consolidated financial statements for the year ended 31 March 2022

(₹ in lacs)

Loan's Securities	Repayment Frequency	Year of Maturity	Rate of Interest p.a.	Carrying Amount As at 31 March 2022	Carrying Amount As at 31 March 2021
i) Security for NCDs for ₹20,800.00 lacs (31 March 2021 : ₹24,400.00 lacs)	Annual	2023-24	11.00%	6,900.00	9,200.00
Secured by first mortgage on the Company's flat at Ahmedabad and also against first pari-passu charge by way of equitable mortgage of all the immovable assets except mining land and hypothecation of movable PPE pertaining to Company's existing cement plant at village Muddapur Karnataka	Annual	2025-26	9.65%	10000.00	10000.00
ii) Security for NCDs for ₹25,000.00 lacs (31 March 2020 : ₹25,000.00 lacs) Secured by first pari-passu charge on the fixed assets related to Company's Grey Cement Plants (excluding mining land, mining leases and vehicles) at (a) Nimbahera having capacity of 3.25 Mn.tpa (b) Mangrol line 1 in the state of Rajasthan.	Semi Annual	2024-25	7.36%	25,000.00	25,000.00
Sub Total (1)				**45,800.00**	**49,400.00**
2) Secured Term Loans from Banks					
Term Loan as shown includes ₹357.16 lacs (31 March 2021 : ₹382.55 lacs) towards amortised expenses .					
Secured by pari-passu first charge on the Company's PPE (movable & immovable) by way of equitable mortgage on immovable Assets and hypothecation on movable PPE ,related to company's existing plant at Nimbahera, Mangrol & Gotan white.	Quarterly	2023-24	MCLR+0.50%	3,155.57	4,786.03
i) Company's Existing Plant at Nimbahera ii) Company's Existing Plant at Mangrol iii) Company's Existing White Cement Plant at Gotan consisting of White Cement plant and Thermal Power Plant.					
Secured by equitable mortgage of immovable properties and hypothecation of movable PPE pertaining to undertaking of J. K. Cement Works, Gotan except current assets and vehicles.	Quarterly	2022-23	Fixed at 7.50%	-	1,607.14
Secured by first pari-passu charge by way of equitable mortgage of all the immovable assets except mining land & vehicles and hypothecation of all movable PPE, present and future pertaining to J. K. Cement Works, Muddapur, Karnataka.	Quarterly	2024-25	MCLR+ 0.40%	11,476.67	6,780.52
Secured by first pari-passu charge by way of equitable mortgage of all the immovable assets except mining land and hypothecation of all movable PPE, present and future pertaining to J. K. Cement Works, Muddapur, Karnataka.	Quarterly	2022-23	MCLR+0.50%	-	1,091.98
Secured against exclusive charge on entire movable PPE (by way of hypothecation) and on immovable PPE (by way of equitable mortgage) related to the Wall Putty project at Katni, Madhya Pradesh (excluding current assets and mining land, if any).	Quarterly	2023-24	Fixed at 7.20%	3,300.00	5,300.00
First pari-passu charge on the entire movable and immovable fixed assets pertaining to J. K. Cement Works(Fujairah)FZC, UAE as per prevalent local laws in UAE. Hypothecation of Inventories & assignment of trade receivables. Assignment of the rights under the Land Lease Agreement in respect of lease hold land(both plant and mining land). Corporate Guarantee of J. K. Cement Limited for entire tenor of loan. Assignment of Insurance Contracts/Insurance proceeds arising from the Insurance Contracts.	Quarterly	2024-25	3.25% + 6 Month LIBORE	9,526.42	38,698.89

Notes

to the Consolidated financial statements for the year ended 31 March 2022

(₹ in lacs)

Loan's Securities	Repayment Frequency	Year of Maturity	Rate of Interest p.a.	Carrying Amount As at 31 March 2022	Carrying Amount As at 31 March 2021
Secured by pari-passu first charge by way of (i) equitable mortgage of the immovable properties, present and future, pertaining to the project related to Panna and Hamirpur plants (Project) (excluding the mining land) and (ii) hypothecation of the movable fixed assets pertaining to the Project (save and except the Current Assets and vehicles), both present and future, including movable plant and machinery, furniture, fixtures, and all other moveable fixed assets related to the Project.	Quarterly	2029-30	Link to MCLR	48,945.13	-
Secured by First charge by way of equitable mortgage, on all the immovable properties, both present and future pertaining to, of the new cement Plants at Mangrol, Rajasthan (save and except mining land) including captive power plant of 25 MW and waste heat recovery based power plant of 10 MW and split Grinding Unit at Jharli, Haryana and hypothecation of all the movable PPE of the above plants (save and except Current Assets), both present and future and second charge on all current assets, present and future, pertaining to the above plants (subject to prior charge created or to be created on the Current Assets in favour of the Working Capital Lenders for securing the Working Capital Facilities.	Quarterly	2030-31	MCLR+ 0.50%	86,594.19	93,155.03
(i)Secured by pari-passu first charge by way of equitable mortgage of the immovable properties ,present and future, pertaining to the Mangrol 3rd Line clinker unit, Mangrol WHR Plant, Aligarh Grinding unit and Balasinor Grinding unit but excluding mining land. (ii) First pari-passu charge with existing lenders by way of equitable mortgage of the immovable properties present and future, pertaining to the Mangrol expanded Grinding unit and Nimbahera expanded Grinding unit but excluded the mining land. (iii) Secured by pari passu first charge by way of hypothecation of the movable fixed assets both present and future, pertaining to the Mangrol 3rd Line clinker unit, Mangrol WHR Plant, Aligarh Grinding unit and Balasinor Grinding unit, (save and except the current assets and vehicles). (iv) First pari-passu charge by way of hypothecation of the movable fixed assets, both present and future, pertaining to Mangrol expanded Grinding unit and Nimbahera expanded Grinding unit (save and except the current assets and vehicles). (v) Secured by second charge by way of hypothecation of the current assets pertaining to Mangrol 3rd line clinker unit ,Mangrol WHR Plant, Aligarh Grinding unit ,Balasinor Grinding unit, Mangrol Expanded Grinding unit and Nimbahera Expanded Grinding unit both present and future (subject to prior charge created or to be created on the current assets in favour of borrower's bankers for securing their working capital advances.).	Quarterly	2031-32	MCLR+ 0.35%	113,089.15	104,000.00
Sub Total (2)				**286,428.38**	**266,598.83**
3) Secured Vehicle loans from Banks					
Secured by hypothecation of vehicles	Monthly	3 years	MCLR	1,547.80	605.66
4) Secured VAT loans from Government					
Secured by second pari passu charge by way of equitable mortgage of land building and plant and machinery pertaining to J. K. Cement Works ,Muddapur,Karnataka and bank guarantee.The availment of said scheme is still continued.	10 years	10 years from Grant	Interest Free	10,135.44	6,731.46

Notes

to the Consolidated financial statements for the year ended 31 March 2022

(₹ in lacs)

Loan's Securities	Repayment Frequency	Year of Maturity	Rate of Interest p.a.	Carrying Amount As at 31 March 2022	Carrying Amount As at 31 March 2021
5) Unsecured Deferred sales tax liabilities					
Unsecured interest free Deferred sales tax liabilities				1,512.44	2,472.10
Total (1)+(2)+(3)+(4)+(5)				**3,45,424.06**	**3,25,808.05**
Less : Amortised expenses				(481.29)	(575.41)
Less : Shown in current maturities of long term debt [Refer note 17 (a+b)]				(46,281.20)	(25,920.48)
Balance shown as above				**2,98,661.57**	**2,99,312.16**

17b. Net Debt Reconciliation

Particulars	As at 31 March 2022	As at 31 March 2021
This section sets out an analysis of net debt and the movements in net debt for each of the year presented		
Cash and cash equivalents (note 10)	10,304.08	14,673.12
Fixed Deposits (note 5,11 & 12)	98,100.23	1,49,347.40
Liquid investments (note 8)	20,469.50	9,827.01
Current borrowings (note 22)	(86,827.30)	(40,855.18)
Non Current borrowings (note 17)	(2,98,661.57)	(2,99,312.16)
Net Debt	**(2,56,615.06)**	**(1,66,319.81)**

17 c. Changes in liabilities arising from financial activities

Particulars	Current borrowings	Non-Current borrowings (including current maturity of long term borrowings)	Lease liabilities (including current and non current)
Opening balance as at 01 April 2020	**18,072.95**	**310,322.32**	**21,900.55**
Addition on account of new leases during the year	-	-	758.22
Cash flow (net)	(3,138.25)	14,910.32	(1,220.15)
Interest expenses	-	-	983.52
As at 31 March 2021	**14,934.70**	**325,232.64**	**22,422.14**
Addition on account of new leases during the year	-	-	2,981.75
Cash flow (net)	25,611.40	19,710.13	(1,795.99)
Interest expenses	-	-	964.25
Foreign exchange impact	-	-	1,467.67
As at 31 March 2022	**40,546.10**	**344,942.77**	**26,039.82**

17d. Non-Current Financial Liabilities - Lease

	As at 31 March 2022	As at 31 March 2021
Lease Liabilities	18,852.49	17,448.90
	18,852.49	**17,448.90**

18. Non-Current Financial Liabilities - Others

	As at 31 March 2022	As at 31 March 2021
Security Deposits	35,837.82	31,077.40
	35,837.82	**31,077.40**

Notes

to the Consolidated financial statements for the year ended 31 March 2022

(₹ in lacs)

19. Non-Current Provisions

	As at 31 March 2022	As at 31 March 2021
Provision for employee benefits (Refer Note No.38)		
- Gratuity	761.47	776.08
- Leave encashment	3,483.59	3,622.63
Provision for Mines Restoration Charges*	1,629.78	1,006.68
	5,874.84	**5,405.39**
*** Provision for Mines Restoration charges:**		
Opening Balance	1,006.68	816.43
Addition during the year	623.10	190.25
Closing Balance	**1,629.78**	**1,006.68**

The Company provides for the expenditure to reclaim the quarries used for mining in the Statement of Profit and Loss based on the estimated expenditure required to be made towards restoration and rehabilitation at the time of vacation of mine. Provisions are reviewed at each balance sheet date and are adjusted to reflect the current best estimates.

20. Deferred Tax Liabilities (net)

A. The balance comprises temporary differences attributable to:

	As at 31 March 2022	As at 31 March 2021
Deferred tax liabilities		
Property, plant and equipment	87,292.32	77,926.22
Deferred tax assets		
Unabsorbed depreciation & Losses	22.34	97.41
Employee benefits	1,264.67	1,281.42
Trade receivables	852.46	841.87
Liability on payment basis	3,106.63	2,945.73
MAT credit entitlement	8,220.34	13,462.96
	73,825.88	**59,296.83**

B. Movement in deferred tax balances

	As at 31 March 2021	Recognized in P&L	Recognized in OCI	As at 31 March 2022
Deferred tax assets				
Unabsorbed depreciation & Losses	97.41	(76.11)	1.04	22.34
Employee benefits	1,281.42	187.69	(204.44)	1,264.67
Trade receivables	841.87	10.59	-	852.46
Liability on expenses	2,945.73	160.90	-	3,106.63
Sub- total (a)	**5,166.43**	**283.07**	**(203.40)**	**5,246.10**
Deferred tax liabilities				
Property, plant and equipment	77,926.22	9,366.10	-	87,292.32
Sub- total (b)	**77,926.22**	**9,366.10**	**-**	**87,292.32**
Deferred tax liability (b)-(a)	**72,759.79**	**9,083.03**	**203.40**	**82,046.22**
MAT credit entitlement	13,462.96	(5,242.62)	-	8,220.34
Net deferred tax liability	**59,296.83**	**14,325.65**	**203.40**	**73,825.88**

Notes

to the Consolidated financial statements for the year ended 31 March 2022

(₹ in lacs)

	As at 31 March 2020	Recognized in P&L	Recognized in OCI	As at 31 March 2021
Deferred tax assets				
Unabsorbed depreciation & Losses	84.29	15.05	(1.93)	97.41
Employee benefits	1,336.36	18.36	(73.30)	1,281.42
Trade receivables	775.27	66.60	-	841.87
Liability on expenses	3,404.61	(458.88)	-	2,945.73
Sub- Total (a)	**5,600.53**	**(358.87)**	**(75.23)**	**5,166.43**
Deferred tax liabilities				
Property, plant and equipment	72,286.91	5,639.31	-	77,926.22
Sub- Total (b)	**72,286.91**	**5,639.31**	**-**	**77,926.22**
Net Deferred Tax Liability (b)-(a)	**66,686.38**	**5,998.18**	**75.23**	**72,759.79**
MAT Credit Entitlement	24,959.75	(11,496.79)	-	13,462.96
Net deferred tax liability	**41,726.63**	**17,494.97**	**75.23**	**59,296.83**

C. Amounts recognised in profit or loss

	For the year ended 31 March 2022	For the year ended 31 March 2021
Current tax expense*		
Current year	25,707.90	30,756.71
	25,707.90	**30,756.71**
Deferred tax charge/(credit)		
Origination and reversal of temporary differences	9,083.03	5,998.18
Earlier year tax adjustment	(1,420.77)	2,203.06
	7,662.26	**8,201.24**
Total tax expenses	**33,370.16**	**38,957.95**

D. Amounts recognised in other comprehensive Income

	For the year ended 31 March 2022			For the year ended 31 March 2021		
	Before tax	Tax (Expense)/ Income & Exchange difference	Net of tax	Before tax	Tax (Expense)/ Income & Exchange difference	Net of tax
Remeasurements of defined benefit liability	585.05	(204.44)	380.61	209.77	(73.30)	136.47
	585.05	**(204.44)**	**380.61**	**209.77**	**(73.30)**	**136.47**

E. Reconciliation of tax expense and the accounting profit multiplied by the applicable tax rate(s)

	For the year ended 31 March 2022		For the year ended 31 March 2021	
	Rate	Amount	Rate	Amount
Profit before tax	34.94%	1,05,143.34	34.94%	1,09,268.08
Tax using the Company's domestic tax rate		33,754.10		34,669.42
Tax effect of:				
Non-deductible expenses		845.51		923.50
Tax-exempt income & incentives		(4,351.40)		(4,396.69)
Provision for impairment (Non-Deductible expenses)		4,542.72		5,558.66
Others		(1,420.77)		2,203.06
		33,370.16		**38,957.95**

Notes

to the Consolidated financial statements for the year ended 31 March 2022

*The Government of India on 20 September 2019, vide the Taxation Laws (Amendment) Ordinance 2019, inserted a new section 115BBA in the Income-tax Act, 1961, which provides domestic companies a non-reversible option to pay corporate tax at reduced rates effective, 01 April 2019, subject to certain conditions. The company is continuing to provide income tax at old rates, considering available unutilised minimum alternative tax credit and other tax benefits/holidays.

The Group offsets tax assets and liabilities if and only if it has a legally enforceable right to set off current tax assets and current tax liabilities and the deferred tax assets and deferred tax liabilities relates to income taxes levied by the same tax authority.

In assessing the realisability of deferred tax assets, management considers whether it is probable, that some portion, or all, of the deferred tax assets will not be realised. The ultimate realisation of deferred tax assets is dependent upon the generation of future taxable income during the years in which the temporary differences become deductible. Management considers the projected future taxable income and tax planning strategies in making this assessment. Based on the level of historical taxable income and projections for future taxable incomes over the years in which the deferred tax assets are deductible, management believes that it is probable that the Company will be able to realise the benefits of those deductible differences in future.In calculating the tax provisions, the Company has considered certain deductions under section 80IA as being deductible for tax purposes based on expert opinion and other court rulings in similar matters. Accordingly management has determined that no provision is required to be recognised for these deductions.

21. Other non-current liabilities

(₹ in lacs)

	As at 31 March 2022	As at 31 March 2021
Deferred income on government grants	11,141.28	7,820.63
	11,141.28	**7,820.63**
Government grants have been received against the purchase of certain items of property, plant and equipment and sales tax loan. There are no unfulfilled conditions or contingencies attached to these grants.		
Opening balance		
Current (Refer note 25)	821.76	823.80
Non current	7,820.63	7,812.07
	8,642.39	**8,635.87**
Net received during the year	5,154.82	850.03
Amortised during the year	(892.52)	(542.86)
Less: Released to statement of profit or loss	(300.45)	(300.65)
Closing Balance	**12,604.24**	**8,642.39**
Current (Refer note 25)	1,462.96	821.76
Non Current	11,141.28	7,820.63
	12,604.24	**8,642.39**

22. Current Financial Liabilities - Borrowings

	As at 31 March 2022	As at 31 March 2021
(Carried at Amortised Cost, except otherwise stated)		
Loan repayable on demand (Secured)*		
- From banks	27,490.20	14,780.03
-Acceptance - Bill of Exchange	555.90	70.11
-EEFC accounts	-	84.56
-Commercial Paper	12,500.00	-
Current maturities of long-term debt	46,281.20	25,920.48
	86,827.30	**40,855.18**

*Loan repayable on demand are secured by first charge on current assets of the Company namely inventories, book debts etc. and second charge on PPE of the Company except the PPE pertaining to J. K. Cement Works, Gotan, J. K. Cement Works, Balasinor, J. K. Cement Works, Katni and the assets having exclusive charge of other lenders. Second charge on fixed assets at Karnataka plant shall rank pari passu with the State Govt.of Karnataka for interest free loan against VAT payable by the Borrower.

Notes

to the Consolidated financial statements for the year ended 31 March 2022

(₹ in lacs)

22a. Current Financial Liabilities - Lease

	As at 31 March 2022	As at 31 March 2021
Lease liabilities	7,187.33	4,973.24
	7,187.33	**4,973.24**

23. Current Financial Liabilities - Trade Payables

	As at 31 March 2022	As at 31 March 2021
(Carried at Amortised Cost, except otherwise stated)		
(a) Total outstanding dues of micro enterprises and small enterprises	6,544.39	6,166.70
(b) Total outstanding dues of creditors other than micro enterprises and small enterprises	64,970.52	53,811.09
	71,514.91	**59,977.79**

Trade payable Ageing Schedule

As at 31 March 2022

	Outstanding for following periods from due date of payment					
	Total 31 March 2022	Unbilled	Less than 1 year	1-2 Years	2-3 Years	More than 3 Years
(i) Micro enterprises and small enterprises	6,544.39	-	6,289.65	206.05	38.03	10.66
(ii) Creditors other than micro enterprises and small enterprises	64,970.52	19,022.84	44,059.76	1,249.61	321.67	316.64
	71,514.91	**19,022.84**	**50,349.41**	**1,455.66**	**359.70**	**327.30**

As at 31 March 2021

	Outstanding for following periods from due date of payment					
	Total 31 March 2021	Unbilled	Less than 1 year	1-2 Years	2-3 Years	More than 3 Years
(i) Micro enterprises and small enterprises	6,166.70	-	6,070.72	82.36	8.91	4.71
(ii) Creditors other than micro enterprises and small enterprises	53,811.09	18,023.29	33,046.78	1,324.91	315.30	1,100.81
	59,977.79	**18,023.29**	**39,117.50**	**1,407.27**	**324.21**	**1,105.52**

Based on the information available with the Company regarding the status of suppliers as defined under MSMED Act,2006, there was no principal amount overdue and no interest was payable to the Micro, Small and Medium Enterprises on 31 March 2022 as per the terms of contract.

Trade payables are non-interest bearing and are generally on terms of below 90 days.

Notes

to the Consolidated financial statements for the year ended 31 March 2022

(₹ in lacs)

24. Current Financial Liabilities - Others

	As at 31 March 2022	As at 31 March 2021
Employee dues	2,216.59	1,871.86
Interest accrued but not due on borrowings	868.63	1,197.13
Unpaid dividends*	165.50	137.30
Unclaimed fraction money	9.21	9.21
Security deposits**	3,663.49	3,196.39
Project creditors	14,443.00	10,069.62
Temporary book overdraft	4,572.90	4,083.75
Others	1,912.54	1,581.54
	27,851.86	**22,146.80**

*Unpaid dividends does not include amount due and outstanding to be credited to Investor Education and Protection Fund.
**Balance includes security deposit received from the retailers & interest due on security deposits.

25. Other Current Liabilities

	As at 31 March 2022	As at 31 March 2021
Statutory dues payable	18,938.55	14,305.80
Deferred income from government grants	1,462.96	821.76
Advance from customers	14,078.60	11,894.39
Others*	31,165.07	31,364.86
	65,645.18	**58,386.81**

*It includes Retention price and Liability towards dealer incentive relates to the accrual and release of in-kind discount.

26. Current Provisions

	As at 31 March 2022	As at 31 March 2021
Employee benefits	778.03	1,087.61
Provision for Contingency*	7,235.67	7,384.49
	8,013.70	**8,472.10**

* Movement of provision during the year as required by Ind AS - 37 " Provisions, Contingent Liabilities and Contingent Asset"

Provision for Contingency		
Opening Balance	7,384.49	9,014.88
Add: Provision during the year	1,031.15	1,035.99
Less: Utilisation during the year	(1,179.97)	(2,666.38)
Closing Balance	**7,235.67**	**7,384.49**

27. Revenue from operations

	For the year ended 31 March 2022	For the year ended 31 March 2021
Sale of finished goods	7,68,201.15	6,45,151.75
Sale of traded goods	15,822.79	5,765.47
Total (i)*	**7,84,023.94**	**6,50,917.22**
Other operating revenues		
Claims realised	156.70	105.76
Government grants	9,263.35	6,246.75
Miscellaneous income	5,637.91	3,340.54

Notes

to the Consolidated financial statements for the year ended 31 March 2022

(₹ in lacs)

	For the year ended 31 March 2022	For the year ended 31 March 2021
Total (ii)	**15,057.96**	**9,693.05**
Revenue from operations [(i) + (ii)]	**7,99,081.90**	**6,60,610.27**
***Reconciliation of Revenue as per Contract Price and as recognized in the Statement of Profit and Loss**		
Revenue as per Contract Price	8,80,100.90	7,37,928.47
Less: Discounts and Incentives**	(1,11,899.75)	(92,776.72)
Total Revenue from operations	**7,68,201.15**	**6,45,151.75**

**Includes variable considerations which are included in the transaction price determined at the inception of the contract.

Disaggregated revenue information

a. The Company is primarily in the business of manufacture and sale of cement. The product shelf life being short, all sales are made at a point in time and revenue recognised upon satisfaction of the performance obligations which is typically upon dispatch/delivery. The amounts receivable from customers are generally on terms of 0 to 90 days. There is no significant financing component in any transaction with the customers.
b. The Company does not have any remaining performance obligation as contracts entered for sale of goods are for a shorter duration.
c. The Company does not provide performance warranty for products, therefore there is no liability towards performance warranty.
d. The management determines that the segment information reported in Note 37 is sufficient to meet the disclosure objective with respect to disaggregation of revenue under Ind AS 115 Revenue from contract with customers.

28. Other Income

	For the year ended 31 March 2022	For the year ended 31 March 2021
Interest income from financial assets measured at amortised cost		
- from bank deposits	6,698.66	7,446.50
- from others	859.83	796.25
Gain on fair valuation/sale of investment (net)	49.44	218.93
Profit on sale/discard of property, plant and equipment (net)	-	0.06
Profit on sale of current investment (net)	2.22	9.14
Government grants *	300.45	300.65
Miscellaneous income	5,952.79	1,941.57
Net Gain on Foreign Currency transactions and translation	423.85	582.25
	14,287.24	**11,295.35**

*Government grants income on account of capital subsidy recognised over the period of useful life of property, plant and equipment against which the grant is received.

29. Cost of Materials Consumed

	For the year ended 31 March 2022	For the year ended 31 March 2021
Opening inventory (A)	15,186.25	12,176.78
Purchases (B)	1,31,974.55	1,04,786.66
Closing inventory (C)	(26,605.31)	(15,186.25)
Total (A+B+C)	**1,20,555.49**	**1,01,777.19**

Notes

to the Consolidated financial statements for the year ended 31 March 2022

(₹ in lacs)

30. Changes in Inventories of Finished Goods, Work-in-Progress and Traded Goods

	For the year ended 31 March 2022	For the year ended 31 March 2021
Closing Inventory		
Work-in-progress	11,426.34	10,295.94
Finished goods	10,643.67	9,553.57
Traded Goods	288.24	209.60
Total (A)	**22,358.25**	**20,059.11**
Opening Inventory		
Work-in-progress	10,295.94	7,802.89
Finished goods	9,553.57	13,444.79
Traded Goods	209.60	64.94
Total (B)	**20,059.11**	**21,312.62**
Total (B-A)	**(2,299.14)**	**1,253.51**

31. Employee Benefits Expense

	For the year ended 31 March 2022	For the year ended 31 March 2021
Salaries and wages	49,045.91	40,692.28
Contribution to provident and other funds	3,852.07	3,586.47
Staff welfare expenses	2,996.88	1,948.40
	55,894.86	**46,227.15**

32. Finance Costs

	For the year ended 31 March 2022	For the year ended 31 March 2021
Interest expenses	26,369.28	25,251.37
Interest expenses on Lease liabilities	964.25	983.52
Other borrowing costs (includes bank charges, etc.)	487.66	344.27
Unwinding of discounts	957.79	563.58
Loss on forward Contract	50.78	-
Exchange rate differences regarded as an adjustment to borrowing costs	-	27.35
	28,829.76	**27,170.09**
Less: Interest Capitalised (Refer note 2)	(1,860.54)	(1,893.39)
	26,969.22	**25,276.70**

33. Depreciation and Amortisation Expense

	For the year ended 31 March 2022	For the year ended 31 March 2021
Depreciation on tangible assets (Refer note 2)	31,126.44	27,940.62
Amortisation on intangible assets (Refer note 3)	353.64	270.73
Depreciation on Right of use assets (Refer note 3(i))	2,766.47	2,407.69
	34,246.55	**30,619.04**

Notes

to the Consolidated financial statements for the year ended 31 March 2022

(₹ in lacs)

34. Other Expenses

	For the year ended 31 March 2022	For the year ended 31 March 2021
Packing material consumed	36,917.85	27,444.90
Stores and spares consumed	13,730.65	9,529.12
Repairs and maintenance:		
- Buildings	2,016.37	1,120.32
- Plant and machinery	10,404.86	8,718.12
- Other Assets	147.41	76.66
Other manufacturing expenses	1,462.52	1,239.26
Rent	1,791.28	1,863.49
Lease rent and hire charges	356.96	181.55
Rates and taxes	2,534.87	1,567.53
Insurance	2,470.76	1,931.02
Travelling and conveyance #	3,947.83	2,270.06
Corporate social responsibility expenses (Refer note 43)	1,695.85	1,226.14
Bad trade receivables / advances / deposits written off	6.00	325.00
Expected Credit loss for trade receivables/advances	15.52	116.84
Loss on disposal of property, plant & equipment	3,043.41	4,585.59
Legal & professional expenses	10,128.94	6,557.32
Sales promotion and other selling expenses	16,015.47	15,104.38
Advertisement and publicity	8,503.77	7,307.29
Miscellaneous expenses #	20,469.15	15,046.67
	1,35,659.47	**1,06,211.26**
# Details of Payments to Statutory Auditors		
As auditor:		
Audit fees	185.81	164.93
For other services		
Certification fees and other matters	59.16	13.36
Re-imbursement of expenses	0.30	1.67
	245.27	**179.96**

35. Earning Per Share

	For the year ended 31 March 2022	For the year ended 31 March 2021
Total profit for the year attributable to Equity shareholders	67,921.11	70,310.13
Weighted average number of equity shares of ₹10/- each (In lacs)	772.68	772.68
EPS - Basic and Diluted (₹)	**87.90**	**90.99**

Basic EPS amounts are calculated by dividing the profit for the year attributable to equity holders by the weighted average number of equity shares outstanding during the year.

Notes

to the Consolidated financial statements for the year ended 31 March 2022

(₹ in lacs)

36. Contingent liabilities, contingent assets and commitments

	As at 31 March 2022	As at 31 March 2021
(A) Contingent Liabilities		
(i) Claim against the Group not acknowledged as debts (includes show cause notices pertaining to excise duty and others) (cash flow is dependent on court decisions pending at various level.)	4,470.30	6,941.93
(ii) There are numerous interpretative issues relating to the Supreme Court (SC) judgement dated 28 February 2019 on Provident Fund (PF) on the inclusion of allowances for the purpose of PF contribution as well as its applicability of effective date. The Company is evaluating and seeking legal inputs regarding various interpretative issues and its impact. As a matter of caution, the Company has applied the judgement on a prospective basis from the date of the SC order. The Company will update its provision for the period prior to the Supreme Court judgement, on receiving further clarity on the subject.	-	-
Other for which the Company is contingently liable		
(iii) In respect of disputed demands for which Appeals are pending with Appellate Authorities/ Courts-no provision has been considered necessary by the Management		
a) Excise Duty*	2,606.37	2,351.44
b) Sales Tax and Entry Tax*#	10,480.80	1,380.63
c) Service Tax*	48.56	48.56
d) Income Tax (primarily on account of disallowance of depreciation on goodwill and additional depreciation on Power Plants etc.)**	6,219.95	1,087.48
(iv) In respect of Interest on " Cement Retention Price" realised in earlier years	1,332.95	1,312.57
(v) The Competition Commission of India (₹CCI') has imposed penalty of ₹12,854 lacs ('first matter') and ₹928 lacs ('second matter') in two separate orders dated 31 August 2016 and 19 January 2017 respectively for alleged contravention of provisions of Competition Act 2002 by the Company. The Company has filed appeals against the above orders. The National Company Law Appellate Tribunal (₹NCLAT'), on hearing the appeal in the first matter, upheld the decision of CCI for levying the penalty vide its order dated 25 July 2018. Post order of the NCLAT, CCI issued a revised demand notice dated 07 August 2018 of ₹15,492 lacs consisting of penalty of ₹12,854 lacs and interest of ₹2,638 lacs. The Company has filed appeal with Hon'ble Supreme Court against the above order. Hon'ble Supreme Court has stayed the NCLAT order. While the appeal of the Company is pending for hearing, the Company backed by a legal opinion, believes that it has a good case and accordingly no provision has been considered in the books of accounts. In the second matter, demand had been stayed and the matter is pending for the hearing before NCLAT.	13,782.00	13,782.00
(vi) In respect of land tax levied by State Government of Rajasthan	15.46	15.46
(vii) In respect of demand of Railway Administration pending with Jodhpur High Court	257.16	218.86
(viii) In respect of charges on account of electricity duty, water cess etc levied by Ajmer Vidyut Vitran Nigam Ltd.	5,117.69	6,489.34
(ix) In respect of Environmental and Health Cess	328.37	328.37
(x) In respect of Interest on Rajasthan Electricity duty WHR 2017-18,2018-2019 and 2019-2020	460.51	460.51
(xi) In respect of Workmen Compensation Act Case no. 55/2020	6.33	-
(xii) In respect of S.B. Civil Misc. Appeal no. 919/2013	1.62	-
(xiii) In respect of J. K. Cement Vs Jagdish Jatia & Others 89/2019	3.00	-
(xiv) In respect of J. K. Cement Vs G.M. (Eastern) Railway Kolkata & Others 32/05 & 33/05, case nos 5299/2019 and 5312/2019	52.49	-

* disputes are primarily on account of disallowances of input credits, interest on entry tax etc.

**The Government of India introduced the Direct tax, Vivad se Vishwas scheme ,2020 by enactment of the Direct Tax Vivad Se Vishwas Act, 2020 and the Direct tax Vivad Se Vishwas Rules, 2020 for settlement of pending Income tax disputes. The Group has settled its pending Income Tax Disputes from AY 2005-06 to 2018-19 (except AY 2007-08 and 2008-09) Under the said scheme and accordingly corresponding contingent liabilities pertaining to these years have been reduced. Based on the final settlement orders received from the designated authority under the scheme for all the above years, the Group has recognized an amount of ₹2,150.48 lacs in the Statement of Profit and Loss for the year ended 31 March 2021 and is included in the "Earlier year tax adjustment".

#The Group has opted the Amnesty Scheme Under the Sabka Vishwas (Legacy Dispute Resolution) Scheme 2019, announced by the

Notes

to the Consolidated financial statements for the year ended 31 March 2022

(₹ in lacs)

Government of India,2021 in relation to disputed liabilities of entry tax cases. Entry tax cases have been settled upto 2011-12 and accordingly Group's contingent liabilities in relation to these years have been reduced by ₹5,042 lacs during the current year.

B. Commitments		
Capital commitment	80,367.86	9,365.23
C. Contingent assets		
Insurance Claims	359.08	129.68
Refund expected in legal cases	259.17	-

37. Segment information

Segment information is presented in respect of the group's key operating segments. The operating segments are based on the Group's management and internal reporting structure.

Operating Segments

The Group's Board of Directors have been identified as the Chief Operating Decision Maker ('CODM'), since they are responsible for all major decision w.r.t. the preparation and execution of business plan, preparation of budget, planning, expansion, alliance, joint venture, merger and acquisition, and expansion of any new facility.

Board of Directors reviews the operating results at company level, accordingly there is only one Reportable Segment for the Group which is "Cement", hence no specific disclosures have been made.

Entity wide disclosures

A. Information about geographical areas

Non-current assets (Property, plant and equipment, Intangible assets and other non-current assets) are in India.

Revenue	For the year ended 31 March 2022	For the year ended 31 March 2021
Within territory	7,58,788.52	6,27,930.56
Outside territory	25,235.42	22,986.66

B. Information about major customers (from external customers)

The Company has not derived revenues from single customer during the year as well as during previous year which amount to 10 per cent or more of the entity's revenues.

38. Employee benefits

The Company contributes to the following post-employment defined benefit plans in India.

(i) Defined Contribution Plans:

The Company makes contributions towards provident fund and superannuation fund to a defined contribution retirement benefit plan for qualifying employees. Under the plan, the Company is required to contribute a specified percentage of payroll cost to the retirement benefit plan to fund the benefits.

	For the year ended	
	31 March 2022	31 March 2021
Contribution to government Provident Fund	1,724.42	1,424.79
Contribution to Superannuation Scheme	369.62	399.36
Contribution to Family Pension Fund	646.09	610.20

(ii) Defined Benefit Plan:

The Company provides for gratuity for employees in India as per the Payment of Gratuity Act, 1972. Employees who are in continuous service for a period of 5 years are eligible for gratuity. The amount of gratuity payable on

Notes

to the Consolidated financial statements for the year ended 31 March 2022

retirement/termination is the employees last drawn basic salary per month computed proportionately for 15 days salary multiplied for the number of years of service. The gratuity plan is a funded plan and the Company makes contributions to Group Gratuity Trust (J. K. Cement Gratuity Fund) registered under Income Tax Act-1961.

The most recent actuarial valuation of plan assets and the present value of the defined benefit obligation for gratuity were carried out as at 31 March 2022. The present value of the defined benefit obligations and the related current service cost and past service cost, were measured using the Projected Unit Credit Method.

A. Based on the actuarial valuation obtained in this respect, the following table sets out the status of the gratuity plan and the amounts recognised in the Company's financial statements as at balance sheet date:

(₹ in lacs)

	31 March 2022	31 March 2021
Net defined benefit obligation	7,841.77	7,863.12
Total employee benefit asset	7,607.15	7,237.72
Net defined benefit liability	**234.62**	**625.40**

B. Movement in net defined benefit (asset) liability - Gratuity (Funded)

The following table shows a reconciliation from the opening balances to the closing balances for net defined benefit (asset) liability and its components:

	31 March 2022			31 March 2021		
	Defined benefit obligation	Fair value of plan assets	Net defined benefit (asset)/ liability	Defined benefit obligation	Fair value of plan assets	Net defined benefit (asset)/ liability
Opening Balance	7,863.12	7,237.72	625.40	7,856.12	6,295.69	1,560.43
Included in profit or loss						
Current service cost	799.97	-	799.97	782.01	-	782.01
Interest cost (income)	471.60	451.90	19.70	478.01	427.15	50.86
	1,271.57	**451.90**	**819.67**	**1,260.02**	**427.15**	**832.87**
Included in OCI						
Remeasurements loss (gain)						
Actuarial loss (gain) arising from:						
- financial assumptions	(171.81)	-	(171.81)	(48.59)	-	(48.59)
- demographic assumptions	(151.80)	-	(151.80)	(249.67)	-	(249.67)
- experience adjustment	(214.38)	-	(214.38)	51.70	-	51.70
- return on plan assets excluding interest income	-	47.06	(47.06)	-	(36.79)	36.79
	(537.99)	**47.06**	**(585.05)**	**(246.56)**	**(36.79)**	**(209.77)**
Other						
Contributions paid by the employer	-	625.40	(625.40)	-	1,540.42	(1,540.42)
Benefits paid directly by the Company	-	-	-	(17.71)	-	(17.71)
Benefits paid	(754.93)	(754.93)	-	(988.75)	(988.75)	-
	(754.93)	**(129.53)**	**(625.40)**	**(1,006.46)**	**551.67**	**(1,558.13)**
Closing Balance	**7,841.77**	**7,607.15**	**234.62**	**7,863.12**	**7,237.72**	**625.40**

In case of foreign subsidiaries, the amount required to cover end of service benefits at the ending of the reporting period are computed pursuant to the United Arab Emirates Federal Labour Law based on the employees' accumulated period of service and current basic remuneration at that date. Hence the above details of net defined benefit (asset) liability and its components do not include the figures of foreign subsidiaries.

Notes

to the Consolidated financial statements for the year ended 31 March 2022

C. Plan assets

The plan assets are managed by the Gratuity Trust formed by the Company. The management of 100% of the funds is entrusted according to norms of Gratuity Trust, whose pattern of investment is available with the Company.

(₹ in lacs)

Particulars	As at 31 March 2022	As at 31 March 2021
Government of India Securities (Central and State)	52.66%	50.24%
High quality corporate bonds (including Public Sector Bonds)	24.74%	21.13%
Cash (including Special Deposits)	22.60%	28.63%

D. Actuarial assumptions

The following were the principal actuarial assumptions at the reporting date (expressed as weighted averages).

Particulars	31 March 2022	31 March 2021
Discount rate	6.60%	6.30%
Mortality	IALM (2006-08)	IALM (2006-08)
Turnover rate : Staff	10% of all ages	8% of all ages
Turnover rate : Worker	1% of all ages	1% of all ages
Expected rate of future salary increase	10%	First Year 7%
		Thereafter 10%

Assumptions regarding future mortality have been based on published statistics and mortality tables.

At 31 March 2022, the weighted-average duration of the defined benefit obligation was 7 years (as at 31 March 2021: 7 years).

E. Sensitivity analysis

Reasonably possible changes at the reporting date to one of the relevant actuarial assumptions, holding other assumptions constant, would have affected the defined benefit obligation by the amounts shown below.

Gratuity

	31 March 2022		31 March 2021	
	Increase	Decrease	Increase	Decrease
Discount rate (1% movement)	(521.87)	603.88	(557.54)	649.04
Expected rate of future salary increase (1% movement)	476.03	(447.52)	514.81	(475.64)
	(45.84)	**156.36**	**(42.73)**	**173.40**

Although the analysis does not take account of the full distribution of cash flows expected under the plan, it does provide an approximation of the sensitivity of the assumptions shown.

The actuarial demographic assumptions taken for the calculation are as follows:

	31 March 2022		31 March 2021	
Withdrawal Rate	Staff	10%	Staff	8%
	Workers	1%	Workers	1%
Mortality Rate	Indian Assured Lives		Indian Assured Lives	
	Mortality (2006-08)Ultimate		Mortality (2006-08)Ultimate	

Notes

to the Consolidated financial statements for the year ended 31 March 2022

F. Through its defined benefit plans, the company is exposed to a number of risks, the most significant of which are detailed below:

Asset volatility: The plan liabilities are calculated using a discount rate set with reference to bond yields; if plan assets underperform this yield, this will create a deficit. Most of the plan asset investments is in fixed income securities with high grades and in government securities. These are subject to interest rate risk and the fund manages interest rate risk with derivatives to minimise risk to an acceptable level.

Changes in bond yields: A decrease in bond yields will increase plan liabilities, although this will be partially offset by an increase in the value of the scheme's bond holdings.

Life expectancy: The pension obligations are to provide benefits for the life of the member, so increase in life expectancy will result in increase in plans liability. This is particularly significant where inflationary increases result in higher sensitivity to changes in life expectancy.

The Company ensures that the investment positions are managed within an asset-liability matching (ALM) framework that has been developed to achieve long-term investments that are in line with the obligations under the employee benefit plans. Within this framework, the group's ALM objective is to match assets to the pension obligations under the employee benefit plan term fixed interest securities with maturities that match the benefit payments as they fall due and in the appropriate currency. The Company actively monitors how the duration and the expected yield of the investments are matching the expected cash outflows arising from the employee benefit obligations. The Company has not changed the processes used to manage its risks from previous periods. Investments are well diversified, such that the failure of any single investment would not have a material impact on the overall level of assets. A large portion of assets at reporting date consists of government and corporate bonds, although the group also invests in equities, cash and mutual funds. The group believes that equities offer the best returns over the long term with an acceptable level of risk.

G. The expected benefit payments in future years:

(₹ in lacs)

	As at 31 March 2022	As at 31 March 2021
Within the next 12 months (next annual reporting period)	866.95	833.82
Between 2 and 5 years	4,176.79	3,787.39
Between 5 and 10 years	5,415.19	4,934.57
Beyond 10 years	19,474.02	20,157.93
Total expected payments	**29,932.95**	**29,713.71**

H. The expected employer contribution in the next year

	As at 31 March 2022	As at 31 March 2021
Within the next 12 months (next annual reporting period)	234.62	625.40

I. Social Security Code

The Code on Social Security, 2020 ('Code) amended and consolidated the laws relating to social security with the goal to extend social security to all employees and workers either in the organised or unorganised or any other sectors. In light of the amended code, employers are required to assess the impact of change in definition of wages on their organizations. A change in the definition of wage might have a large impact due to enhanced provision for gratuity/leave, net pay of employees, possible enhanced provision for Provident Fund and other employee benefits dependent on the wages.

The government decided to defer the decision to notify the date of implementation of the code, so the companies are advised to include a disclosure about the impact on transition to the new code in their financial statements. However, once the code becomes effective the entities will be required to evaluate if the changes are a plan amendment or change in actuarial assumption.

Notes

to the Consolidated financial statements for the year ended 31 March 2022

39. Related parties

1 (a) Parties having direct or indirect control over the Company with whom we have made transactions during the year:-

i) Yadu International Ltd

(b) Subsidiary Companies

i)	Jaykaycem (Central) Ltd.	Wholly-owned Subsidiary
ii)	J. K. Cement (Fujairah) FZC	Wholly-owned Subsidiary
iii)	J. K. Cement Works(Fujairah) FZC	Fellow Subsidiary
iv)	J. K. White Cement(Africa) Ltd.	Step down Subsidiary

(c) Associate Company

i) Nay Energy Pvt. Ltd.

(d) Director, Key Management Personnel & their Relatives with whom we have made transactions during the year:

i)	Dr. Raghavpat Singhania	Managing Director
ii)	Shri Madhavkrishna Singhania	Dy Managing Director and CEO
iii)	Smt. Sushila Devi Singhania	Chairperson and Non-Executive Non-Independent Director
iv)	Dr. Nidhipati Singhania (From May 28,2021)	Vice-Chairman and Non-Executive Non-Independent Director
v)	Shri Sudhir Jalan	Non-Executive Non-Independent Director
vi)	Shri Ajay Kumar Saraogi	Dy Managing Director and CFO
vii)	Mr. Paul Heinz Hugentobler	Non-Executive Non-Independent Director
viii)	Shri Shambhu Singh	Company Secretary
ix)	Shri Achintya Karati (Till August 14,2021)	Non-Executive Independent Director
x)	Shri Jayant Narayan Godbole (Till August 14,2021)	Non-Executive Independent Director
xi)	Dr. Krishna Behari Agarwal	Non-Executive Independent Director
xii)	Shri Suparas Bhandari (Till August 14,2021)	Non-Executive Independent Director
xiii)	Smt. Deepa Gopalan Wadhwa	Non-Executive Independent Director
xiv)	Shri Ashok Sinha	Non-Executive Independent Director
xv)	Shri Saurabh Chandra	Non-Executive Independent Director
xvi)	Shri Ajay Narayan Jha (From May 28, 2021)	Non-Executive Independent Director
xvii)	Satish Kumar Kalra (From August 14, 2021)	Non-Executive Independent Director
xviii)	Mudit Aggarwal (From August 14, 2021)	Non-Executive Independent Director

(e) Director, Key Management Personnel of Subsidiaries:

i)	Dr. Raghavpat Singhania	Managing Director
ii)	Shri Madhavkrishna Singhania	Dy Managing Director and CEO
iiii)	Shri Ajay Kumar Saraogi	Non-Executive Non-Independent Director
iv)	Mr. Paul Heinz Hugentobler	Non-Executive Non-Independent Director
v)	Shri Tushar Sawhney	Non-Executive Non-Independent Director
vi)	Shri Amit Kothari	CEO & Whole Time Director
vii)	Shri Anil Kumar Agarwal	Non-Executive Non-Independent Director
viii)	Shri Rajnish Rawat	CFO
ix)	Shri Prabhat Srivastava	Company Secretary

Notes

to the Consolidated financial statements for the year ended 31 March 2022

(f) Enterprises significantly influenced by Directors, Key Management Personnel or their Relatives with whom we have made transactions during the year

i) Lala Kamlapat Singhania Education Centre
ii) J. K. Cement Nimbahera Foundation
iii) J. K. Gotan Foundation
iv) Kailash Nagar Education Society

(g) Trust under common control

i) J. K. Cement Gratuity Fund

(2) a) Following are the transactions with related parties as defined under section 188 of Companies Act 2013 and Ind AS 24.

(₹ in lacs)

	For the year ended 31 March 2022	For the year ended 31 March 2021
(a) Parties having direct or indirect control		
(i) Yadu International Ltd		
- Rent paid	4.17	-
(b) Associate Company		
(i) Nay Energy Pvt. Ltd.		
- Amount paid as application money for equity shares	-	15.00
- Equity shares acquired during the year	417.03	-
- Purchases(Solar Power)	71.90	-
- Amount payable against purchase	18.34	-
(c) Key Management Personnel and their relatives		
Parent Company :		
i) Shri Yadupati Singhania (Managing Director)(Till 13 August 2020)		
- Remuneration	-	-
- Rent paid	-	5.04
- Rent paid to relatives	-	27.40
- Reimbursement of Water tax and house tax	-	-
ii) Smt Sushila Devi Singhania (Chairperson)		
- Commission	25.00	25.00
- Sitting Fees	5.00	3.75
- Rent paid	9.12	13.16
- Rent paid to relatives	9.12	-
iii) Dr. Nidhipati Singhania (Vice-Chairman)		
- Commission	20.00	-
- Sitting Fees	3.00	-
- Rent paid	9.12	-
iv) Dr. Raghavpat Singhania (Managing Director)		
- Remuneration	1,433.59	901.15
v) Shri Madhavkrishna Singhania (Dy Managing Director and CEO)		
- Remuneration	1,367.14	820.89
vi) Shri Ajay Kumar Saraogi (Dy Managing Director and CFO)		
- Remuneration	881.72	730.53
vii) Shri Shambhu Singh (Company Secretary)		
- Remuneration	87.32	72.97

Notes

to the Consolidated financial statements for the year ended 31 March 2022

(₹ in lacs)

	For the year ended 31 March 2022	For the year ended 31 March 2021
viii) Other Directors		
- Commission	126.00	90.00
- Sitting Fees	45.50	42.00
- paid to other Director Shri Paul Heinz Hugentobler on professional capacity.	112.55	110.50
Subsidiaries Company :		
i) Other Directors		
- Remuneration	740.78	733.98
- Sitting Fees	50.72	50.52
(d) Enterprises where significant influence exists		
(i) Lala Kamlapat Singhania Education Centre		
- School Fees	390.00	-
- Donation	375.00	150.00
(ii) J. K. Cement Nimbahera Foundation		
- Charity Collected & paid	942.62	342.80
- Donation	400.00	50.00
(iii) J. K. Gotan Foundation		
- Charity Collected & paid	326.76	393.48
(iv) Kailash Nagar Education Society		
- School Fees	72.00	72.00
(v) Jaykay Enterprises Ltd		
- Services received	-	17.70
- Rent paid	-	32.72
- Expenses Reimbursed	-	26.34
(vi) J. K. Cotton Ltd		
- Rent paid	-	16.05
(e) Trust under common control		
(i) J. K. Cement Gratuity Fund		
- Contribution made	234.62	623.10
b) Outstanding as on date		
Commission Payable	2,500.00	1,500.00
c) Terms and conditions of transactions with related parties		
The sales to and purchases from related parties are made on terms equivalent to those that prevail in arm's length transactions. Outstanding balances at the year-end are unsecured and interest free and settlement occurs in cash. There have been no guarantees (except corporate guarantees) provided or received for any related party receivables or payables.		

	For the year ended 31 March 2022	For the year ended 31 March 2021
d) Compensation of key management personnel of the Group		
- short-term employee benefits	4,510.55	3,575.13
- other long-term benefits	26.07	19.19
	4,536.62	**3,594.32**

Post employment benefit such as gratuity which are actuarially determined on an overall basis are not disclosed separately.

Notes

to the Consolidated financial statements for the year ended 31 March 2022

(₹ in lacs)

40. Financial instruments – Fair values and risk management

I. Fair value measurements

A. Financial instruments by category

	As at 31 March 2022			As at 31 March 2021		
	FVTPL	FVOCI	Amortised cost	FVTPL	FVOCI	Amortised cost
Financial assets						
Investments	20,469.50	-	1,098.33	13,805.08	-	-
Other financial assets	-	-	98,550.45	-	-	62,353.28
Trade receivables	-	-	42,679.91	-	-	36,153.35
Cash and cash equivalents	-	-	10,304.08	-	-	14,673.12
Other Bank balances	-	-	22,212.32	-	-	1,07,791.75
	20,469.50	**-**	**1,74,845.09**	**13,805.08**	**-**	**2,20,971.50**
Financial liabilities						
Non-current Borrowings	-	-	2,98,661.57	-	-	2,99,312.16
Other non-current financial liabilities	-	-	35,837.82	-	-	31,077.40
Current borrowings	-	-	86,827.30	-	-	40,855.18
Trade payables	-	-	71,514.91	-	-	59,977.79
Other current financial liabilities	-	-	27,851.86	-	-	22,146.80
	-	**-**	**5,20,693.46**	**-**	**-**	**4,53,369.33**

B. Fair value hierarchy

This section explains the judgements and estimates made in determining the fair values of the financial instruments that are:

(a) recognised and measured at fair value and

(b) measured at amortised cost and for which fair values are disclosed in the financial statements.

To provide an indication about the reliability of the inputs used in determining fair value, the Group has classified its financial instruments into the three levels prescribed under the accounting standard. An explanation of each level follows underneath the table.

Financial assets and liabilities measured at fair value - recurring fair value measurements

	As at 31 March 2022			
	Level 1	Level 2	Level 3	Total
Financial assets				
Assets measured at fair value				
Investments				
Equity Shares	-	-	-	-
Mutual Funds & Bonds	20,469.50	-	-	20,469.50
Financial liabilities				
Liabilities for which fair values are disclosed				
Non Current Borrowings	-	-	2,98,217.17	2,98,217.17
	20,469.50	**-**	**2,98,217.17**	**3,18,686.67**

Notes

to the Consolidated financial statements for the year ended 31 March 2022

(₹ in lacs)

Financial assets and liabilities measured at fair value - recurring fair value measurements

	As at 31 March 2021			
	Level 1	Level 2	Level 3	Total
Financial assets				
Assets measured at fair value				
Investments				
Equity Shares	-	-	8.00	8.00
Mutual Funds & Bonds	13,805.08	-	-	13,805.08
Financial liabilities				
Liabilities for which fair values are disclosed				
Non Current Borrowings	-	-	2,98,711.10	2,98,711.10
	13,805.08	**-**	**2,98,719.10**	**3,12,524.18**

Level 1: Level 1 hierarchy includes financial instruments measured using quoted prices. This includes mutual funds that have quoted price.

Level 2: The fair value of financial instruments that are not traded in an active market is determined using valuation techniques which maximise the use of observable market data and rely as little as possible on entity-specific estimates. If all significant inputs required to fair value an instrument are observable, the instrument is included in level 2.

Level 3: If one or more of the significant inputs is not based on observable market data, the instrument is included in level 3. This is the case for unlisted equity securities.

Particulars	Valuation technique	Significant unobservable inputs	Change	Sensitivity of the input to fair value
Atria Wind Power (Chitradurga) Pvt. Ltd.	DCF method	Cost is approximate estimate of fair value	-	No sensitivity in the fair value of the investments

There are no transfers between level 1 and level 2 during the year.

Valuation technique used to determine fair value

Specific valuation techniques used to value financial instruments include:
- the use of quoted market prices or dealer quotes for similar instruments
- the fair value of forward foreign exchange contracts is determined using forward exchange rates at the balance sheet date
- the fair value of the remaining financial instruments is determined using discounted cash flow analysis.

C. Fair value of financial assets and liabilities measured at amortised cost

	As at 31 March 2022		As at 31 March 2021	
	Carrying Amount	Fair Value	Carrying Amount	Fair Value
Financial assets				
Other financial assets	98,550.45	98,550.45	62,353.28	62,353.28
Trade receivables	42,679.91	42,679.91	36,153.35	36,153.35
Cash and cash equivalents	10,304.08	10,304.08	14,673.12	14,673.12
Other Bank balances	22,212.32	22,212.32	1,07,791.75	1,07,791.75
	1,73,746.76	**1,73,746.76**	**2,20,971.50**	**2,20,971.50**
Financial liabilities				
Non-current Borrowings	2,98,661.57	2,98,217.17	2,99,312.16	2,98,711.10
Other non current financial liabilities	35,837.82	36,836.46	31,077.40	31,961.32
Current borrowings	86,827.30	86,827.30	40,855.18	40,855.18
Trade payables	71,514.91	71,514.91	59,977.79	59,977.79
Other current financial liabilities	27,851.86	27,851.86	22,146.80	22,146.80
	5,20,693.46	**5,21,247.70**	**4,53,369.33**	**4,53,652.19**

Notes

to the Consolidated financial statements for the year ended 31 March 2022

(i) The carrying amounts of trade receivables, trade payables, current borrowings, cash and cash equivalents, other bank balances, other financial liabilities, and other financial assets are considered to be the same as their fair values, due to their short-term nature. The fair values for security deposits are calculated based on cash flows discounted using a current lending rate.

(ii) The fair values of non-current borrowings are based on discounted cash flows using a current borrowing rate. They are classified as level 3 fair values in the fair value hierarchy due to the use of unobservable inputs, including own credit risk.

(iii) The fair value of the financial assets and liabilities is included at the amount at which the instrument is exchanged in a current transaction between willing parties, other than in a forced or liquidation sale.

II. Financial risk management

The Group has exposure to the following risks arising from financial instruments:
- credit risk;
- liquidity risk; and
- market risk

i. Risk management framework

The Holding Company's board of directors has overall responsibility for the establishment and oversight of the Group's risk management framework. The board of directors has established the Risk Management Committee, which is responsible for developing and monitoring the Group's risk management policies. The committee reports regularly to the board of directors on its activities.

The Group risk management policies are established to identify and analyse the risks faced by the Group, to set appropriate risk limits and controls and to monitor risks and adherence to limits. Risk management policies and systems are reviewed regularly to reflect changes in market conditions and the Group's activities. The Group, through its training and management standards and procedures, aims to maintain a disciplined and constructive control environment in which all employees understand their roles and obligations.

The Holding Company's Audit Committee oversees how management monitors compliance with the Group's risk management policies and procedures, and reviews the adequacy of the risk management framework in relation to the risks faced by the Group. The Audit Committee is assisted in its oversight role by Internal Audit. Internal Audit undertakes both regular and ad hoc reviews of risk management controls and procedures, the results of which are reported to the Audit Committee.

ii. Credit risk

Credit risk is the risk of financial loss to the Group if a customer or counterparty to a financial instrument fails to meet its contractual obligations, and arises principally from the Group's receivables from customers including deposits with banks and financial institutions.

Expected credit losses are a probability weighted estimate of credit losses. Credit losses are measured as the present value of all cash shortfalls (i.e. the difference between the cash flows due to the Group in accordance with the contract and the cash flows that the Group expects to receive).

Trade and other receivables

The Group's exposure to credit risk is influenced mainly by the individual characteristics of each customer. However, management also considers the factors that may influence the credit risk of its customer base, including the default risk of the industry and country in which customers operate.
The Risk Management Committee has established a credit policy under which each new customer is analysed individually for creditworthiness before the Group's standard payment and delivery terms and conditions are offered. The Group's review includes external ratings, if they are available, and in some cases bank references. Sale limits are established for each customer and reviewed quarterly. Any sales exceeding those limits require approval from the Risk Management Committee.
In monitoring customer credit risk, customers are accompanied according to their credit characteristics, including whether they are an individual or a legal entity, their geographic location, industry and existence of previous financial difficulties. The Group evaluates the concentration of risk with respect to trade receivables as low, as its customers are located in several jurisdictions and industries and operate in largely independent markets.

A default on financial assets is when the counterparty fails to make contractual payments within 60 days of when they fall due. This definition of default is determined by considering the business environment in which the entity operates and other macro-economic factors. The Group holds bank guarantees/ security deposits against trade receivables of ₹17,767.42 lacs (31 March 2021: ₹15,311.23 lacs) and as per the terms and condition of the agreements, the Group has the right to encash the bank guarantee or adjust the security deposits in case of defaults.

The Group establishes an allowance for impairment that represents its expected credit losses in respect of trade and other receivables. The management uses a simplified approach for the purpose of computation of expected credit loss for trade receivables

During the based on specific assessment, the Group recognised bad debts and advances of Nil (31 March 2021: Nil lacs). The year end trade receivables do not include any amounts with such parties.

The maximum exposure to credit risk at the reporting date is the carrying value of trade receivables disclosed in Note 9.

Reconciliation of loss allowance provision -Trade Receivables (₹ in lacs)

Particulars	As at 31 March 2022	As at 31 March 2021
Opening Balance	1,255.11	1,238.27
Less: Provision written back and bad debts written off during the year	(61.67)	(100.00)
Change in loss allowance	15.52	116.84
Closing Balance	**1,208.96**	**1,255.11**

Financial instruments and cash deposits

Credit risk from balances with banks and financial institutions is managed by the Group's treasury department in accordance with the Group's policy. Investments of surplus funds are made only with approved counterparties and within credit limits assigned to each counterparty. The limits are set to minimise the concentration of risks and therefore mitigate financial loss through counterparty's potential failure to make payments.

The Group's maximum exposure to credit risk for the components of the balance sheet at 31 March 2022 and 31 March 2021 is the carrying amounts as shown in Note 10,11 & 12."

The Group's maximum exposure to credit risk for the components of the balance sheet at 31 March 2022 and 31 March 2021 is the carrying amounts as shown in Note 4,8,10,11 & 12. The Group has not recorded any further loss during the year in these financial instruments and cash deposits as these pertains to counter parties of good credit ratings/credit worthiness.

A default on financial assets is when the counterparty fails to make contractual payments within 60 days of when they fall due. This definition of default is determined by considering the business environment in which the entity operates and other macro-economic factors.

The Group establishes an allowance for impairment that represents its expected credit losses in respect of trade and other receivables. The management uses a simplified approach for the purpose of computation of expected credit loss for trade receivables.

iii. Liquidity risk

Liquidity risk is the risk that the Group will encounter difficulty in meeting the obligations associated with its financial liabilities that are settled by delivering cash or another financial asset. The Group's approach to managing liquidity is to ensure, as far as possible, that it will have sufficient liquidity to meet its liabilities

Notes

to the Consolidated financial statements for the year ended 31 March 2022

when they are due, under both normal and stressed conditions, without incurring unacceptable losses or risking damage to the Group's reputation.

Prudent liquidity risk management implies maintaining sufficient cash and marketable securities and the availability of funding through an adequate amount of committed credit facilities to meet obligations when due and to close out market positions. Due to the dynamic nature of the underlying businesses, Group treasury maintains flexibility in funding by maintaining availability under committed credit lines.

Management monitors rolling forecasts of the Group's liquidity position (comprising the undrawn borrowing facilities below) and cash and cash equivalents on the basis of expected cash flows. This is generally carried out in accordance with practice and limits set by the Group. These limits vary by location to take into account the liquidity of the market in which the entity operates. In addition, the Group's liquidity management policy involves projecting cash flows in major currencies and considering the level of liquid assets necessary to meet these, monitoring balance sheet liquidity ratios against internal and external regulatory requirements and maintaining debt financing plans.

(a) Financing arrangements

The Group had access to the following undrawn borrowing facilities at the end of the reporting period:

(₹ in lacs)

	As at 31 March 2022	As at 31 March 2021
Floating rate		
Expiring within one year (bank overdraft and other facilities)	-	-
Expiring beyond one year (bank loans)	170.00	325.00
	170.00	**325.00**

The bank overdraft facilities may be drawn at any time and may be terminated by the bank without notice. Subject to the continuance of satisfactory credit ratings, the bank loan facilities may be drawn at any time in Indian National Rupee ('INR') and have an average maturity of Nil years (as at 31 March 2021 - Nil years).

Maturities of financial liabilities

The following are the remaining contractual maturities of financial liabilities at the reporting date. The amounts are gross and undiscounted, and include contractual interest payments and exclude the impact of netting agreements.

	Carrying Amounts 31 March 2022	Contractual cash flows				
		Total	2 months or less	2–12 months	1–5 years	More than 5 years
Non-derivative financial liabilities						
Non-current Borrowings	2,98,661.57	2,99,142.86	-	2,210.29	1,38,093.00	1,58,839.57
Other non-current financial liabilities	35,837.82	35,837.82	-	-	35,837.82	-
Current borrowings	86,827.30	86,827.30	6,538.63	80,288.67	-	-
Trade payables	71,514.91	71,514.91	50,349.41	21,165.50	-	-
Other current financial liabilities	27,851.86	27,894.25	16,284.45	11,609.80	-	-
Total non-derivative liabilities	**5,20,693.46**	**5,21,217.14**	**73,172.49**	**1,15,274.26**	**1,73,930.82**	**1,58,839.57**

Notes

to the Consolidated financial statements for the year ended 31 March 2022

(₹ in lacs)

	Carrying Amounts 31 March 2021	Contractual cash flows				
		Total	2 months or less	2–12 months	1–5 years	More than 5 years
Non-derivative financial liabilities						
Non-current Borrowings	2,99,312.16	2,99,843.34	-	-	1,68,712.42	1,31,130.92
Other non-current financial liabilities	31,077.40	31,077.40	-	-	31,077.40	-
Current borrowings	40,855.18	40,855.18	-	40,855.18	-	-
Trade payables	59,977.79	59,977.79	39,117.50	20,860.29	-	-
Other current financial liabilities	22,146.80	22,146.80	7,375.55	14,771.25	-	-
Total non-derivative liabilities	**4,53,369.33**	**4,53,900.51**	**46,493.05**	**76,486.72**	**1,99,789.82**	**1,31,130.92**

iv. Market risk

Market risk comprises of Interest rate risk, commodity risk and currency risk is the risk that the fair value of future cash flows of a financial instrument will fluctuate because of changes in market prices. Market risk comprises of interest rate risk and currency risk. Financial instruments affected by market risk primarily include trade and other receivables, trade and other payables and borrowings.

Excessive risk concentration

Concentrations arise when a number of counterparties are engaged in similar business activities, or have economic features that would cause their ability to meet contractual obligations to be similarly affected by changes in economic or other conditions. Concentrations indicate the relative sensitivity of the Company's performance to developments affecting a particular industry. In order to avoid excessive concentrations of risk, the Company's policies and procedures include specific guidelines to focus on the maintenance of a diversified portfolio. Identified concentrations of credit risks are controlled and managed accordingly.

Commodity Price Risk

The Company is exposed to commodity price risk arising out of fluctuation in prices of raw materials (flyash, gypsum and laterite) and fuel (coal and pet coke). Such price movements, mostly linked to external factors, can affect the production cost of the Company. To manage this risk, the Company take steps such as monitoring of prices, optimising fuel mix and pursue longer and fixed price contracts, where considered necessary. Additionally, processes and policies related to such risks are controlled by central procurement team and reviewed by the senior management.

Currency risk

Foreign currency risk is the risk that the fair value or future cash flows of an exposure will fluctuate because of changes in foreign exchange rates. The Group's exposure to the risk of changes in foreign exchange rates relates primarily to the Group's operating activities (when revenue or expense is denominated in a foreign currency). The Group manages its foreign currency risk by taking foreign currency forward contracts, if required.

Exposure to currency risk

The summary quantitative data about the Group's exposure to currency risk as reported to the management of the Group is as follows:

	As at 31 March 2022				As at 31 March 2021			
	USD	EUR	GBP	J.YEN	USD	EUR	GBP	J.YEN
Trade receivables	2,75,214.55	1,45,863.96	-	-	1,85,155.63	-	-	-
Trade payables	1,19,57,210.56	1,53,076.00	4,750.00	-	47,22,146.46	3,32,632.34	3,60,000.00	4,750.00
Net statement of financial position exposure	**1,22,32,425.11**	**2,98,939.96**	**4,750.00**	**-**	**49,07,302.09**	**3,32,632.34**	**3,60,000.00**	**4,750.00**

Notes

to the Consolidated financial statements for the year ended 31 March 2022

(₹ in lacs)

The following significant exchange rates have been applied

	Average Rates		Year end spot rates	
	31 March 2022	31 March 2021	31 March 2022	31 March 2021
USD 1	74.51	74.21	75.81	73.50
EUR 1	86.59	86.56	84.66	86.10
GBP 1	101.80	97.01	99.55	100.95
J.YEN 1	0.66	0.70	0.62	0.66

Sensitivity analysis

A reasonably possible strengthening (weakening) of the Indian National Rupee ('INR') against all other currencies at 31 March would have affected the measurement of financial instruments denominated in a foreign currency and affected equity and profit or loss by the amounts shown below. This analysis assumes that all other variables, in particular interest rates, remain constant.

	Profit or loss, before tax		Equity, net of tax	
	Strengthening	Weakening	Strengthening	Weakening
31 March 2022				
USD (10% movement)	885.58	(885.58)	576.12	(576.12)
EUR (10% movement)	0.61	(0.61)	0.40	(0.40)
GBP (10% movement)	0.47	(0.47)	0.31	(0.31)
J.YEN (10% movement)	-	-	-	-
31 March 2021				
USD (10% movement)	347.10	(347.10)	225.81	(225.81)
EUR (10% movement)	28.64	(28.64)	18.63	(18.63)
GBP (10% movement)	0.48	(0.48)	0.31	(0.31)
J.YEN (10% movement)	0.24	(0.24)	0.16	(0.16)

Interest rate risk

The Group's main interest rate risk arises from long-term borrowings with variable rates, which expose the Group to cash flow interest rate risk. During 31 March 2022 and 31 March 2021, the Group's borrowings at variable rate were mainly denominated in Indian National Rupee ('INR').

The Group's fixed rate borrowings are carried at amortised cost. They are therefore not subject to interest rate risk as defined in Ind AS 107, since neither the carrying amount nor the future cash flows will fluctuate because of a change in market interest rates.

Currently the Group's borrowings are within acceptable risk levels, as determined by the management, hence the Group has not taken any swaps to hedge the interest rate risk.

Exposure to interest rate risk

The interest rate profile of the Group's interest-bearing financial instruments as reported to the management of the Group is as follows.

	Nominal Amount	
	31 March 2022	31 March 2021
Fixed-rate instruments		
Financial assets	1,21,667.90	1,79,796.81
Financial liabilities	94,709.37	90,093.75
	2,16,377.27	**2,69,890.56**

Notes

to the Consolidated financial statements for the year ended 31 March 2022

(₹ in lacs)

	Nominal Amount	
	31 March 2022	31 March 2021
Variable-rate instruments		
Financial assets	17,347.11	5,690.75
Financial liabilities	3,13,561.42	2,80,996.32
	3,30,908.53	**2,86,687.07**

Cash flow sensitivity analysis for variable-rate instruments

A reasonably possible change of 100 basis points in interest rates at the reporting date would have increased (decreased) equity and profit or loss by the amounts shown below. This analysis assumes that all other variables, in particular foreign currency exchange rates, remain constant.

	Profit or loss, before tax		Equity, net of tax	
	100 bp increase	100 bp decrease	100 bp increase	100 bp decrease
31 March 2022				
Variable-rate instruments	(2,608.46)	2,608.46	(1,696.96)	1,696.96
Cash flow sensitivity	**(2,608.46)**	**2,608.46**	**(1,696.96)**	**1,696.96**
31 March 2021				
Variable-rate instruments	(2,326.50)	2,326.50	(1,513.53)	1,513.53
Cash flow sensitivity	**(2,326.50)**	**2,326.50**	**(1,513.53)**	**1,513.53**

41. Details of dues to micro and small enterprises as defined under the MSMED, 2006

Information as required to be furnished as per section 22 of the Micro, Small and Medium Enterprises Development Act, 2006 (MSMED Act) for the year ended March 31, 2022 is given below. This information has been determined to the extent such parties have been identified on the basis of information available with the Company.

	As at 31 March 2022	As at 31 March 2021
i) Principal amount remaining unpaid to any supplier as at the end of the accounting year	6,544.39	6,166.70
(ii) Interest due thereon remaining unpaid to any supplier as at the end of the accounting year	-	-
(iii) the amount of interest paid by the buyer in terms of section 16 of the Micro, Small and Medium Enterprises Development Act, 2006, along with the amount of the payment made to the supplier beyond the appointed day during each accounting year	-	-
(iv) The amount of interest due and payable for the period of delay in making payment (which have been paid but beyond the appointed day during the year) but without adding the interest specified under the MSMED Act 2006.The amount of interest accrued and remaining unpaid at the end of each accounting year	-	-
(v) The amount of further interest remaining due and payable even in the succeeding years, until such date when the interest dues as above are actually paid to the small enterprise for the purpose of disallowance as a deductible expenditure under section 23 of the MSMED Act 2006.	-	-

Dues to Micro and Small Enterprises have been determined to the extent declarations received from vendors.

Notes

to the Consolidated financial statements for the year ended 31 March 2022

(₹ in lacs)

42. Disclosure pursuant to IND AS-8 Accounting Policies, change in accounting estimates and errors (specified under Sec 133 of the Companies Act 2013, read with rule 7 of Companies (Accounts) Rules, 2015) are given below:

Following are the restatement made in current year's Financial statements pertaining to previous year

Particulars	31 March 2021 (Restated)	31 March 2021 (Published)	Nature
ASSETS			
NON CURRENT ASSETS			
Other non-current assets	12,992.28	12,992.72	Reclassification items
CURRENT ASSETS			
Other current assets	18,684.14	18,682.38	Reclassification items
CURRENT LIABILITY			
Financial liabilities-Borrowings	40,855.18	14,934.70	Reclassification items
Financial liabilities-Trade Payables	59,977.79	59,979.02	Reclassification items
Financial liabilities-Other financial liabilities	22,146.80	48,066.94	Reclassification items
Other Current Liabilities	58,386.81	58,384.50	Reclassification items
Current tax liability (Net)	925.05	925.15	Reclassification items
EXPENSES			
Cost of materials consumed	1,01,777.19	1,01,536.13	Reclassification items
Power and fuel	1,16,799.22	1,16,538.91	Reclassification items
Other expenses	1,06,211.26	1,06,712.63	Reclassification items

43. Corporate Social Responsibility

Particulars	For the year ended 31 March 2022		For the year ended 31 March 2021	
	In Cash	Yet to be paid in cash	In Cash	Yet to be paid in cash
i) Gross amount required to be spent by the Company during the year	1,689.77	-	1,194.67	-

Particulars	For the year ended 31 March 2022		For the year ended 31 March 2021	
	In Cash	Yet to be paid in cash	In Cash	Yet to be paid in cash
ii) Amount approved by the Board to be spent during the year	1,695.85	-	1,226.14	-
iii) Amount spent on:				
a) Construction/acquisition of any asset	878.83	-	878.83	-
b) On purposes other than (a) above	817.02	-	347.31	-

Amount of expenses excess spent

Particulars	For the year ended 31 March 2022	For the year ended 31 March 2021
Opening Balances	-	-
Amount required to be spent during the year	1,689.77	1,194.67
Amount spent during the year	1,695.85	1,226.14
Closing Balances	**6.08**	**31.47**

Notes

to the Consolidated financial statements for the year ended 31 March 2022

(₹ in lacs)

Balance of CSR provision/CSR expenses not yet paid in cash

Particulars	For the year ended 31 March 2022	For the year ended 31 March 2021
Opening Balances	-	-
Provision made during the year	1,695.85	1,226.14
Payment made during the year	(1,695.85)	(1,226.14)
Closing Balances	**-**	**-**

Nature of CSR expenses

Particulars	For the year ended 31 March 2022	For the year ended 31 March 2021
Community Welfare	229.63	88.70
Education	190.80	423.71
Environmental Sustainability	10.37	1.72
Health Care	563.47	153.10
Livelihood Development	48.14	49.36
Rural Development	474.88	462.65
Sports	16.61	0.49
Covid support	161.95	43.18
Art & Culture	-	3.23
Closing Balances	**1,695.85**	**1,226.14**

Notes

to the Consolidated financial statements for the year ended 31 March 2022

44 (1). Additional information, as required under Schedule III of the Companies Act,2013 of Enterprises:

(₹ in lacs)

Name of Enterprise	Net Assets i.e. (Total Assets-Total Liabilities)		Share in Profit or Loss		Share in OCI		Share in Total Comprehensive Income	
	As % of Consolidated Assets	Amount (₹in lacs)	As % of Consolidated Profit/(Loss)	Amount (₹in lacs)	As % of Consolidated OCI	Amount (₹in lacs)	As % of Consolidated Total Comprehensive Income	Amount (Rs in lacs)
Parent								
J. K.Cement Ltd.	73.55%	3,15,572.03	109.60%	74,442.49	199.97%	3,262.52	111.72%	77,705.01
Subsidiary (Indian)								
Jaykaycem Central Ltd.	23.70%	1,01,703.24	(0.14)%	(97.31)	0.00%	-	(0.14)%	(97.31)
Subsidiary including Fellow Subsidiary (Foreign)								
J. K.Cement (Fujairah) FZC , J. K.Cement Works (Fujairah) FZC & J. K.White Cement (Africa) Ltd	3.55%	15,213.87	(8.26)%	(5,612.08)	(96.21)%	(1,569.76)	(10.33)%	(7,181.84)
Non Controlling Interest in Foreign Subsidiary	(0.80)%	(3,425.51)	(1.16)%	(790.82)	(3.75)%	(61.24)	(1.23)%	(852.06)
Associate								
Nay Energy Private Limited	-	-	(0.00)	(21.17)	-	-	(0.00)	(21.17)
Total	**100.00%**	**4,29,063.63**	**100.00%**	**67,921.11**	**100.00%**	**1,631.52**	**100.00%**	**69,552.63**

44 (2). Salient Features of Financial Statements of Subsidiaries

S.No.	Name of the Subsidiary Company	Reporting Currency*	Share Capital	Reserves & Surplus	Non Current Assets	Current Assets	Investment	Total Assets	Non Current Liabilities	Current Liabilities	Total Liabilities	Total Income	Profit/ (Loss) before Tax	Provision for Tax	Profit/ (Loss) after Tax	Proposed Dividend	% of Holding
1	J. K.Cement (Fujairah) FZC	AED	65,853.53	26,856.26	6,943.05	6.37	78,013.98	84,963.39	45,954.27	11.84	45,966.11	402.33	(10,162.87)	-	(10,162.87)	-	100.00
2	J. K.Cement Works (Fujairah) FZC (Fellow Subsidiary) @	AED	18,402.35	(60,373.51)	89,284.56	16,361.94	164.74	1,05,811.24	1,18,781.72	29,000.68	1,47,782.40	33,896.00	(7,908.96)	-	(7,908.96)	-	90.00
3	J. K.White Cement (Africa) Limited (Step Down Fellow Subsidiary)	TSH	164.09	(359.71)	15.07	510.80	-	525.87	29.41	692.08	721.49	1,634.89	(79.39)	84.31	(163.70)	-	100.00
4	Jaykaycem (Central) Ltd.	RS.	4,080.58	97,622.66	1,37,682.61	19,703.28	-	1,57,385.89	48,877.66	6,804.99	55,682.65	2.22	(97.31)	-	(97.31)	-	100.00

Notes ;

* Exchange Rate adopted for consolidation ₹20.6418 1 AED and ₹0.0328171 1 TSH

@ Non-controlling interest as on reporting date is ₹(3,425.59) lacs

Information of subsidiaries as given above are extracted from their financial statements.

Notes

to the Consolidated financial statements for the year ended 31 March 2022

45. Ratio Analysis and its elements

Ratio	Numerator	Denominator	31 March 2022	31 March 2021	% change	Explaination for varation above 25%
Debt-Equity Ratio (in Times)	Long Term Borrowings + Short Term Borrowings	Total Equity	0.90	0.92	-2%	
Debt Service Coverage Ratio (in Times)	Profit before interest and Depreciation but after tax	Principal Debt Repayments + Gross Interest	1.77	2.48	-29%	The debt service coverage ratio has decreased due to increase in principle repayment due in next year.
Interest Service Coverage Ratio (in Times)	Profit before interest and Depreciation and tax	Gross Interest	6.13	6.62	-7%	
Current Ratio (in Times)	Total Current Assets	Total Current Liabilities-Current maturities of Long term Borrowings	1.60	1.87	-14%	
Long Term Debt to Working Capital (in Times)	Long Term Borrowings + Current maturities of Long term Borrowings	Total Current Assets-(Total Current Liabilities -Current maturities of Long term Borrowings)	2.62	2.19	20%	
Bad debts to Account Receivable Ratio (in %)	Bad debts provided	Average Trade receivables	0.04	0.35	-89%	The bad debt to account receivable ratio has been decreased due to no bad debts provision has been made during the year.
Current Liability Ratio (in Times)	Total Current Liabilities-Current maturities of Long term Borrowings	Total Liabilities	0.31	0.28	11%	
Total Debts to Total Assets (in Times)	Long Term Borrowings + Short Term Borrowings	Total Assets	0.34	0.34	0%	
Trade Receivables Turnover Ratio (in Times)	Revenue from sales of Products	Average Trade Receivables	18.77	19.47	-4%	
Inventory Turnover Ratio (in Times)	Revenue from sales of Products	Average Inventories	7.98	9.02	-12%	
Operating Margin (in %)	Profit before interest , Depreciation and tax and non operational income	Total operating income	18.55	23.29	-20%	
Net Profit Margin (in %)	Net Profit After tax	Total Income	8.35	10.46	-20%	
Asset cover ratio for Secured NCDs (in Times)	Net Assets covered	Outstanding Secured NCDs	8.31	6.59	26%	The Asset cover ratio for Secured NCDs has been increased due to increse in property plant & equipment, CWIP and inventory during the year.
Return on Equity (in %)	Net Profit After tax	Shareholder fund	15.83	18.95	-16%	
Return on Capital Employed (in %)	Net Profit After tax	Shareholder fund+Long Term Borrowings+Current maturities of Long term Borrowings+Deferred tax liabilities+Deferred income on government grants	7.91	9.21	-14%	

Notes

to the Consolidated financial statements for the year ended 31 March 2022

(₹ in lacs)

Ratio	Numerator	Denominator	31 March 2022	31 March 2021	% change	Explaination for varation above 25%
Trade Payable Turnover Ratio (in Times)	Revenue from sales of Products	Average Trade Payables	11.92	11.93	0%	
Net Capital Turnover Ratio (in Times)	Revenue from sales of Products	Net Working Capital	5.95	4.38	36%	The Net Capital Turnover Ratio has been increased due to increse in revenue from operation during the year
Return on Investment Ratio (in %)	Income generated from invested funds	Average investments	0.29	2.44	-88%	Sale of Investments

46. INTEREST IN ASSOCIATE

Below is the Associate of the Group which in the opinion of the Management is material to the Group which has been accounted as per equity method of accounting.

Nay Energy Private Limited

Name of the Entity	Principal Place of Business	Proportion of Ownership Interest		Unquoted Fair Value	
		As at 31 March 2022	As at 31 March 2021	As at 31 March 2022	As at 31 March 2021
Nay Energy Private Limited	India	26.00%	-	395.87	-

Summarised Financial information of material Associate

a) Summarised Balance Sheet as per books

Particulars	As at 31 March 2022	As at 31 March 2021
Cash and Cash Equivalents	874.39	-
Other Assets	61.32	-
Total Current Assets	**935.71**	**-**
Property, plant and equipment	4,554.12	
Capital work in progress	2,325.22	
Total Non- Current Assets	**6,879.34**	**-**
Current Liabilities		
Financial Liabilities (Excluding Trade Payables)	2,723.65	-
Other Liabilities	38.10	-
Total Current Liabilities	**2,761.75**	**-**
Non-Current Liabilities		
Financial Liabilities (Excluding Trade Payables)	3,640.95	-
Other Liabilities	-	-
Total Non-Current Liabilities	**3,640.95**	**-**
Net Assets	**8,291.69**	**-**
Group Share in %	26.00%	-
Group Share in ₹	367.21	-
Goodwill	-	-
Carrying Amount	**367.21**	**-**

Notes

to the Consolidated financial statements for the year ended 31 March 2022

(₹ in lacs)

b) Summarised Statement of Profit and Loss as per books

Particulars	As at 31 March 2022	As at 31 March 2021
Revenue from Operations	10,427.00	-
Depreciation and Amortisation	4,289.00	-
Other Expenses	4,267.00	-
Interest Expense	8,759.00	-
Income Tax Expense	1,254.00	-
Loss for the Year	**(8,142.00)**	**-**
Other Comprehensive Income	-	-
Total Comprehensive loss	**(8,142.00)**	**-**

47. Additional regulatory information required by Schedule III

(i) Details of benami property held

No proceedings have been initiated on or are pending against the group for holding benami property under the Benami Transactions (Prohibition) Act, 1988 (45 of 1988) and Rules made thereunder.

(ii) Borrowing secured against current assets

The Company has borrowings from banks and financial institutions on the basis of security of current assets. The quarterly returns or statements of current assets filed by the group with banks and financial institutions are in agreement with the books of accounts.

(iii) Wilful defaulter

None of the entities in the group have been declared wilful defaulter by any bank or financial institution or government or any government authority.

(iv) Relationship with struck off companies

The Group has not made any transactions during the year with the companies struck off under Companies Act, 2013 or Companies Act, 1956. However, there are certain old balances lying in books of account as mentioned below:

Name of struck off Company	Nature of transactions with struck-off Company	Balance outstanding
Devansh Udyog Private Limited	Trade payable	(0.10)
Garg Building Material Supplier Pvt Ltd	Security Deposit	(0.13)
Bharari Minerals & Chemicals Pvt Ltd.	Security Deposit	(0.25)
Xtreme Buildchem Pvt Ltd.	Trade Receivables	3.97

(v) Compliance with number of layers of companies

The Company has complied with the number of layers prescribed under the Companies Act, 2013.

(vi) Compliance with approved scheme(s) of arrangements

The Board of Directors at their meeting held on August 14, 2021 had approved a scheme of amalgamation under Sections 230 to 232 read with other applicable provisions of the Companies Act 2013, involving amalgamation of Jaykaycem (Central) Ltd ('wholly owned subsidiary company') with J. K. Cement Ltd with effect from the Appointed Date of April 01, 2021. The Scheme is subject to necessary approvals, including sanction of the Scheme by the Hon'ble National Company Law Tribunal, Allahabad Bench.

(vii) Utilisation of borrowed funds and share premium

The Company has not advanced or lend or invested funds to any other person(s) or entity(ies), including foreign entities (Intermediaries) with the understanding that the Intermediary shall:
a. directly or indirectly lend or invest in other persons or entities identified in any manner whatsoever by or on behalf of the Company (Ultimate Beneficiaries) or
b. provide any guarantee, security or the like to or on behalf of the ultimate beneficiaries

Notes

to the Consolidated financial statements for the year ended 31 March 2022

The Company has not received any fund from any person(s) or entity(ies), including foreign entities (Funding Party) with the understanding (whether recorded in writing or otherwise) that the Company shall:
a. directly or indirectly lend or invest in other persons or entities identified in any manner whatsoever by or on behalf of the Funding Party (Ultimate Beneficiaries) or
b. provide any guarantee, security or the like on behalf of the ultimate beneficiaries

(viii) Utilisation of borrowings availed from banks and financial institution

The borrowings obtained by the company from banks and financial institutions have been applied for the purposes for which such loans were was taken.

(ix) Undisclosed income

There is no income surrendered or disclosed as income during the current or previous year in the tax assessments under the Income Tax Act, 1961, that has not been recorded in the books of account.

(x) Details of crypto currency or virtual currency

The Company has not traded or invested in crypto currency or virtual currency during the current or previous year.

(xi) Valuation of PP&E, intangible asset and investment property

The Company has not revalued its property, plant and equipment (including right-of-use assets) or intangible assets or both during the current or previous year.

(xii) Registration of charges or satisfaction with Registrar of Companies

There are no charges or satisfaction which are yet to be registered with the Registrar of Companies beyond the statutory period.

48. COVID 19

The Group has considered the possible effects that may arise out of the still unfolding COVID-19 pandemic on the carrying amounts of property, plant & equipment, investments, trade receivables, etc. For this purpose, the Group has considered internal and external sources of information up to the date of approval of the Consolidated Financial statement. Based on the current estimates, the Group does not expect any significant impact on such carrying values. The impact of COVID-19 on the Group's financial statements may differ from that estimated as at the date of approval of Consolidated Financial statement.

As per our report of even date.
For **S.R. Batliboi & Co. LLP**
Chartered Accountants
ICAI Firm Regn. No. 301003E/E300005

per **Atul Seksaria**
Partner
Membership No: 086370

Place: New Delhi
Dated: 21 May 2022

For and on behalf of the Board of Directors of
J. K. Cement Limited

Dr. Krishna Behari Agarwal
Director
DIN: 00339934

Sushila Devi Singhania
Chairperson
DIN: 00142549

A.K. Saraogi
Dy Managing Director and CFO
DIN: 00130805

Dr. Raghavpat Singhania
Managing Director
DIN: 02426556

Shambhu Singh
Company Secretary
Membership No: F5836

Madhavkrishna Singhania
Dy Managing Director and CEO
DIN: 07022433

Notice

JKCement

CIN. L17229UP1994PLC017199
Registered Office
Kamla Tower, Kanpur - 208001, Uttar Pradesh, India
Telephone: 0091-512-2371478 / 81, **Fax:** 0091-512-2399854
Email: shambhu.singh@jkcement.com **Web:** www.jkcement.com

Notice is hereby given that the **Twenty Eighth Annual General Meeting ("AGM")** of the Members of J. K. CEMENT LIMITED will be held on Saturday, the 13th day of August 2022 at 11.00 A.M. through Video Conferencing ("VC")/ Other Audio Visual Means ("OAVM") in accordance with the applicable provisions of the Companies Act, 2013 read with MCA General Circular dated May 5, 2020 read with circulars dated April 8, 2020, April 13, 2020, December 14, 2021 and May 05, 2022 (collectively referred to as "MCA Circulars"). The meeting will be deemed to have been held at the Registered office of the Company at Kamla Tower, Kanpur – 208001, UP to transact the following business: -

ORDINARY BUSINESS

1. **To receive, consider and adopt**
   a) the Audited Standalone Financial Statements of the Company for the Financial Year ended 31st March, 2022, together with the Reports of Directors and Auditors thereon.
   b) the Audited Consolidated Financial Statements of the Company for the Financial Year ended 31st March, 2022, together with the Reports of Auditors thereon.
2. To Confirm dividend of ₹15 (150%) on Equity Shares of the Company for the Financial Year 2021-22
3. To appoint a Director in place of Mr. Sudhir Jalan (DIN 00111118), who retires by rotation and being eligible, offers himself for re-appointment.
4. **To re-appoint the Statutory Auditors of the Company for a second term of five years.**

   To consider, and if thought fit, to pass, with or without modification(s), the following resolution, as an ordinary resolution:

   "RESOLVED THAT pursuant to the provisions of Section 139, 141,142, 144 and other applicable provisions, if any, of the Companies Act, 2013 ('the Act'), and the Companies (Audit and Auditors) Rules, 2014 (including any statutory modification(s) or re-enactment thereof, for the time being in force) and pursuant to recommendation of the Audit Committee and the Board of Directors, M/s. S. R. Batliboi & Co, LLP, Chartered Accountants, (ICAI Firm Registration No. 301003E/E300005) whose tenure expires at the ensuing Annual General Meeting be and are hereby re-appointed as Statutory Auditors of the Company for a further period of five years, at such remuneration plus reimbursement of out-of pocket, travelling and living expenses etc., as may be mutually agreed between the Board of Directors of the Company and the said Auditors."

   "RESOLVED FURTHER THAT M/s. S. R. Batliboi & Co, LLP, Chartered Accountants, if re-appointed as the Statutory Auditors of the Company, shall hold office for a period of five Consecutive years, from the conclusion of this Twenty Eighth Annual General Meeting till the conclusion of Thirty Third Annual General Meeting of the Company."

   "RESOLVED FURTHER THAT the Board of Directors of the Company, be and is hereby authorised to do all such acts, deeds, matters and things as may be considered necessary, desirable or expedient to give effect to this resolution."

SPECIAL BUSINESSES

To consider and if thought fit, to pass with or without modification(s) the following resolutions:-

As Ordinary Resolution(s)

5. **Ratification of remuneration to the Cost Auditors**

   "RESOLVED THAT pursuant to provisions of Section 148 and other applicable provisions, if any, of the Companies Act, 2013 ('the Act') read with Companies (Audit and Auditors) Rules, 2014, the remuneration of ₹7,50,000 plus service tax as applicable and reimbursement of actual travel and out-of- pocket expenses for the Financial Year ending 31st March, 2023 as approved by the Board of Directors of the Company in its meeting held on 21st May, 2022, to be paid to M/s. K. G. Goyal & Company, Cost Accountants, for conducting cost audit of the Company's Cement Manufacturing Units viz. J. K. Cement Works, Nimbahera, J. K. Cement Works, Mangrol, J. K. Cement Works, Gotan, J. K.White Cement Works, Gotan all situated in the State of Rajasthan, J. K. Cement Works, Jharli, situated in the State of Haryana, J. K. Cement Works, Muddapur, situated in the State of Karnataka, J,K. Cement Works, Balasinor, situated in the state of Gujarat, J. K.Cement Works, Aligarh, situated in the state of U.P. , be and is hereby ratified and confirmed."

"RESOLVED FURTHER THAT the Board of Directors of the Company (including its Committee of Directors thereof), be and is hereby authorised to do all acts and take all such steps as may be necessary, proper or expedient to give effect to this resolution."

6. **Re-classification from Promoters/members of Promoters Group category to Public category of the Company:**

"RESOLVED THAT pursuant to Regulation 31A and all other applicable provisions of the Securities and Exchange Board of India (Listing Obligations and Disclosure Requirements) Regulations, 2015 (including any amendments made thereto) (hereinafter referred to as "Listing Regulations") and other applicable laws, and subject to approvals from the Stock Exchanges and other appropriate statutory authorities, as may be necessary, the consent of the shareholders of the Company be and is hereby accorded for re-classification of following persons/Company, currently forming part of the Promoter Group/Person Acting in Concert of the Company and presently holding Equity shares of the Company as given hereunder from 'Promoter Group/ Person Acting in Concert ' category to'Public' category:-

Name of Person/ Entity	No of Equity Shares	% of total Equity capital
Mr. Anil Kumar Agrawal	3,940	0.01
Mr. Kailash Nath Khandelwal jointly with Mrs. Radha Rani Khandelwal	1,000	0
Mr. Satish Kumar Agarwal	40	0
Mrs. Radha Rani Khandelwal jointly with Mr. Kailash Nath Khandelwal	500	0
Mr. Prashant Seth	20	0
M/s. G. H. Securities Pvt. Ltd.	20	0
M/s. Yadu Securities Pvt. Ltd.	40	0
Total	**5,560**	**0.01."**

"RESOLVED FURTHER THAT the Board of Directors / Committee of Directors be and are hereby empowered to do all acts, deeds, matters and things and to take such steps expedient or desirable to give effect to this resolution."

"RESOLVED FURTHER THAT the Board of Directors / Committee of Directors of the Company or any Director or the Company Secretary as may be authorised by the Board, if required do submit necessary application for reclassification with the BSE Limited (BSE) and National Stock Exchange of India Limited (NSE) (the "Stock Exchanges"), wherein securities of the Company are listed or SEBI or any other regulatory body as may be required and to take such steps as may be considered necessary or expedient or desirable to give effect to this resolution and matters incidental, consequential and connected therewith ."

As Special Resolution(s)

7. **To approve the continuation of Directorship of Shri Sudhir Jalan (DIN 00111118)**

"RESOLVED THAT pursuant to the Provisions of Regulation 17 (1A) of the Securities and Exchange Board of India (Listing Obligation and Disclosure Requirements) (Amendment) Regulations, 2018, (including any statutory modification(s) or re-enactment thereof for the time being in force) or any other applicable law consent be and is hereby accorded for the continuation of Directorship of Mr. Sudhir Jalan (DIN 00111118), aged about 77 years (Date of Birth 7.11.1944) to continue to hold office as a Non-Executive Non Independent Director of the Company as well as to continue to hold the position of Non- Executive Non Independent Director beyond 75 years of age and his term shall be liable to retire by rotation."

8. **Private Placement of Non Convertible Debentures**

"RESOLVED THAT pursuant to the provisions of Sections 42,71 and other applicable provisions, if any, of the Companies Act, 2013 (the Act) read with Companies (Prospectus and Allotment of Securities) Rules, 2014, the Companies (Share Capital and Debenture Rules), 2014, (including any statutory modification(s) or re-enactment thereof, for the time being in force), Securities and Exchange Board of India (Issue and Listing of Debt Securities) Regulations, 2008, Securities and Exchange Board of India (Listing Obligations and Disclosure Requirements) Regulations, 2015 as amended from time to time, any other applicable laws, rules and regulations and subject to the provisions of the Memorandum and Articles of Association of the Company, the consent of the Company be and is hereby accorded to the Board of Directors of the Company (hereinafter referred to as "The Board" which term shall be deemed to include any Committee of Directors thereof), to create, offer, issue and allot Non-convertible Debentures upto a limit of ₹500 Crores (Rupees Five Hundred Crores only), (hereinafter referred to as the "NCDs"), on a private placement basis, to eligible investor(s), in one or more tranches of series, during the period of one year from the date of passing of this Resolution, subject to the overall borrowing limits of the Company, as approved by the Members and other applicable requirements, from time to time".

"RESOLVED FURTHER THAT the Board be and is hereby authorized to determine the terms and conditions of issue of NCDs including but not limited to, the number of NCDs to be offered/issued in each tranche, face value, issue price including premium, if any, tenor interest rate, security for the NCDs and to settle any questions, difficulties etc, that may arise in this regard without requiring to secure any further consent or approval of the Members of the Company".

"RESOLVED FURTHER THAT for the purpose of giving effect to the above, the Board be and is hereby authorized to do all such acts, deeds, matters and things as may be deemed necessary and expedient including delegation of all or any of the above powers to any person(s) on behalf of the Company."

BY ORDER OF THE BOARD
Shambhu Singh Membership No. FCS 5836
Vice President (Legal) & Company Secretary
Place : Kanpur
Dated : 21.05.2022

NOTES

1. The Explanatory Statement pursuant to Section 102 of the Companies Act, 2013 with respect to the Special Businesses set out in the Notice is annexed.

2. In view of the massive outbreak of the COVID-19 pandemic, and pursuant to the Circular No. 14/2020 dated April 08, 2020, Circular No.17/2020 dated April 13, 2020 issued by the Ministry of Corporate Affairs followed by Circular No. 20/2020 dated May 05, 2020 and Circular No. 02/2021 dated January 13, 2021 and all other relevant circulars issued from time to time, physical attendance of the Members to the EGM/AGM venue is not required and general meeting be held through video conferencing (VC) or other audio visual means (OAVM). Hence, Members can attend and participate in the ensuing AGM through VC/OAVM.

3. The Members can join the AGM in the VC/OAVM mode 15 minutes before and after the scheduled time of the commencement of the Meeting by following the procedure mentioned in the Notice. The facility of participation at the EGM/AGM through VC/OAVM will be made available for 1000 members on first come first served basis. This will not include large Shareholders (Shareholders holding 2% or more shareholding), Promoters, Institutional Investors, Directors, Key Managerial Personnel, the Chaiman of the Audit Committee, Nomination and Remuneration Committee and Stakeholders Relationship Committee, Auditors etc. who are allowed to attend the AGM without restriction on account of first come first served basis.

4. Pursuant to the Circular No. 14/2020 dated April 08, 2020, issued by the Ministry of Corporate Affairs, the facility to appoint proxy to attend and cast vote for the members is not available for this AGM. However, the Body Corporates are entitled to appoint authorised representatives to attend the AGM through VC/OAVM and participate there at and cast their votes through e-voting.

5. In line with the MCA Circular No. 17/2020 dated April 13, 2020, the Notice calling the AGM has been uploaded on the website of the Company at www.jkcement.com. The Notice can also be accessed from the websites of the Stock Exchanges i.e. BSE Limited and National Stock Exchange of India Limited at www.bseindia.com and www.nseindia.com respectively and the AGM Notice is also available on the website of NSDL (agency for providing the Remote Voting facility) i.e. www.evoting.nsdl.com

6. Pursuant to the provisions of Section 108 of the Companies Act, 2013 read with Rule 20 of the Companies (Management and Administration) Rules, 2014 (as amended) and Regulation 44 of SEBI (Listing Obligations & Disclosure Requirements) Regulations 2015 (as amended), and the Circulars issued by the Ministry of Corporate Affairs dated April 08, 2020, April 13, 2020 and May 05, 2020 the Company is providing facility of remote e-Voting to its Members in respect of the business to be transacted at the AGM. For this purpose, the Company has entered into an agreement with National Securities Depository Limited (NSDL) for facilitating voting through electronic means, as the authorized agency. The facility of casting votes by a member using remote e-Voting system as well as venue voting on the date of the AGM will be provided by NSDL.

7. AGM has been convened through VC/OAVM in compliance with applicable provisions of the Companies Act, 2013 read with MCA Circular No. 14/2020 dated April 08, 2020 and MCA Circular No. 17/2020 dated April 13, 2020, MCA Circular No. 20/2020 dated May 05, 2020 and MCA Circular No. 2/2021 dated January 13, 2021,) 02/2022 May 5, 2022

8. In case of joint holders attending the Meeting, only such joint holder who is higher in the order of names will be entitled to vote.

9. The attendance of the Members attending the AGM through VC/OAVM will be counted for the purpose of reckoning the quorum under Section 103 of the Companies Act, 2013.

10. The Dividend as recommended by the Board of Directors and approved by the members shall be paid to those members, whose names shall appear on the Company's Register of members on 3rd August, 2022. In respect of Shares in elerctronic form, the dividend will be payable on the basis of beneficial ownership as per details to be furnished by National Securities Deopsitory Ltd. (NSDL) and Central Depository Services (India) Ltd. (CDSL).

11. Pursuant to Regulation 36 of the SEBI (Listing Obligations and Disclosure Requirements) Regulations, 2015, in respect of the Directors seeking re-appointment/ Appointment at the AGM, is furnished as annexure to the Notice. The Director has furnished consent/declaration for their appointment/re-appointment as required under the Companies Act, 2013 and the Rules there under.

12. AGM will be held through VC in accordance with the Circulars, the route map and attendance slip are not attached to this Notice.

13. Pursuant to section 91 of the Companies Act 2013 read with Companies (Management & Administration) Rules 2014 and Regulation 42 of the SEBI (LODR) Regulations 2015, the Register of Members and Share Transfer Books of the Company shall remain closed from day the, Thursday 4th August, 2022 to Saturday the 13th August, 2022 **(both days inclusive)**

14. Members are requested to intimate change, if any, in their address (with PIN Code), E-mail ID, nominations, bank details, mandate instructions, National Electronic Clearing Service ("NECS") mandates, etc. under the signature of the registered holder(s) at any of our e-mail address viz. (a) shambhu.singh@jkcement.com, (b) jkcinv.grievances@jkcement.com, (c) jitendra.awasthi@jkcement.com (d) sunilk@nsdl.co.in.

15. Queries, if any, regarding the Annual Report and operations of the Company, may be sent at **shambhu.singh@jkcement.com** at least seven days prior to the date of the AGM. The member must mention his name demat account number/folio number, email id, mobile number with the query; so that relevant query may be replied by the Company suitably at the meeting.

16. Notice of the AGM and the Annual Report for the Financial Year 2021-22 are being sent electronically to the Members whose E-mail IDs are registered with the Depository Participant(s) and / or RTA. It would also be uploaded on the website of Company www.jkcement.com.Any member, who has not registered his Email ID, may register his / her Email ID with RTA for getting registered and may also request for a copy of Annual Report electronically.

17. As per SEBI directives securities of listed companies can be transferred only in dematerialised form with effect from April 1, 2020. Members, holding shares in physical forms, are advised to dematerialize their shares.

18. The statutory registers including Register of Directors , Key Managerial Personnel, the Register of Contracts under the Companies Act, 2013 and all other documents referred to in the Notice will be available for inspection in electronic mode. Members can inspect the same by sending an email to shambhu.singh@jkcement.com.

19. The Company has appointed M/s. Reena Jakhodia & Associates (Prop. Ms. R. Jakhodia) of Kanpur, Practicing Company Secretaries (C.P No. 6083) as the Scrutinizer for conducting the e-voting process in fair and transparent manner. The Scrutinizer, after scrutinizing the votes cast, shall submit her Report to the Company Secretary.

20. The results declared, along with the report of the Scrutinizer, shall be placed on the website of the Company www.jkcement.com immediately after the declaration of result by such Director/ Company Secretary and the results shall also be communicated to the Stock Exchanges.

21. Pursuant to the provisions of Section 124 of the Act, Investor Education and Protection Fund Authority (Accounting, Audit, Transfer and Refund) Rules, 2016 read with the relevant circulars and amendments thereto ('IEPF Rules'), the amount of dividend remaining unpaid or unclaimed for a period of seven years from the due date is required to be transferred to the Investor Education and Protection Fund (IEPF), constituted by the Central Government. The Company, accordingly, transferred ₹10,73,258/- being the unpaid and unclaimed dividend amount pertaining to Dividend 2013-14 to the IEPF during the Financial Year.

22. The Company has been sending reminders to those members having unpaid/ unclaimed dividends before transfer of such dividend(s) to IEPF. Details of the unpaid/ unclaimed dividend are also uploaded as per the requirements, on the Company's website www.jkcement.com. Members, who have not encashed their dividend pertaining to Financial Year 2014-15, are advised to write to the Company immediately claiming dividends declared by the Company.

23. Pursuant to the provisions of IEPF Rules, all shares in respect of which dividend has not been paid or claimed for seven consecutive years has to be transferred by the Company to the designated Demat Account of the IEPF Authority ('IEPF Account') within a period of thirty days of such shares becoming due to be transferred to the IEPF Account. During the year under report 11,458 equity shares held by 1355 shareholders in physical mode, 1085 equity shares held by 49 shareholders with NSDL Depository & 70 equity shares held by 9 shareholders with CDSL Depository which were due for transfer in Financial year 2021-22, transferred to Investor Education and Protection Fund with CDSL after close of the year in compliance with Section 124 of Companies Act, 2013.

24. Further, all the shareholders who have not claimed/ encashed their dividends in the last seven consecutive years from 2014-15 are requested to claim the same by 2.9.2022. In case valid claim is not received by that date, the Company will proceed to transfer the respective shares to the IEPF Account in terms of the IEPF Rules. In this regard, the Company has individually informed the shareholders concerned and also published notice in the newspapers as per the IEPF Rules. The details of such shareholders and shares due for transfer are uploaded on the "Investors Section" of the website of the Company viz. www.jkcement.com. Members are requested to convert their share(s) lying in physical form to the Demat form as effective from 1.4.2019 as per law the Company and/or RTA are not permitted to give effect to transfer of shares held in physical mode. For any help the shareholders may contact the Vice President (Legal) and Company Secretary at mail id. shambhu.singh@jkcement.com.

25. The Annual Report of the Company shall be dispatched through email to the Persons, whose names are recorded in the Register of Members, maintained by RTA.

26. The remote e-Voting period commences on **Wednesday 10th August, 2022 at 10 A.M. and will end on Friday 12th August, 2022 at 5 P.M**. No remote e-Voting shall be allowed beyond the aforesaid date and time and remote e-Voting module shall be disabled by NSDL upon expiry of aforesaid period. Only the members whose names appears in the register of members as on **6th August,2022** shall be allowed to cast their votes by remote e-Voting. Once the vote on a resolution is cast by the member, the member shall not be allowed to change it subsequently.

27. Members are required to cast their votes by Remote e -voting only during voting period. However, they may attend the AGM through VC/OAVM but shall not be entitled to cast their votes again at Annual General Meeting except for proposing and / or seconding a resolution by show of hands.

28. Pursuant to the Income Tax Act, 1961 as amended, dividend income is taxable in the hands of the shareholders and the Company is required to deduct tax at source on dividend paid to the Members at the prescribed rates. The Members of the Company are requested to kindly go through the important communication of the Company with respect to deduction of tax at source on dividend which is available on the Company's website at www.jkcement.com.

29. THE INSTRUCTIONS FOR MEMBERS FOR REMOTE E-VOTING AND JOINING GENERAL MEETING ARE AS UNDER:-

The way to vote electronically on NSDL e-Voting system consists of "Two Steps" which are mentioned below:

Step 1: Access to NSDL e-Voting system

A) Login method for e-Voting and joining virtual meeting for Individual shareholders holding securities in demat mode

In terms of SEBI circular dated December 9, 2020 on e-Voting facility provided by Listed Companies, Individual shareholders holding securities in demat mode are allowed to vote through their demat account maintained with Depositories and Depository Participants. Shareholders are advised to update their mobile number and email Id in their demat accounts in order to access e-Voting facility.

Login method for Individual shareholders holding securities in demat mode is given below:

TYPE OF SHAREHOLDERS	LOGIN METHOD
Individual Shareholders holding securities in demat mode with NSDL.	1. Existing **IDeAS** user can visit the e-Services website of NSDL Viz. https://eservices.nsdl.com either on a Personal Computer or on a Mobile. On the e-Services home page click on the **"Beneficial Owner"** icon under **"Login"** which is available under **'IDeAS'** section , this will prompt you to enter your existing User ID and Password. After successful authentication, you will be able to see e-Voting services under Value added services. Click on "**Access to e-Voting"** under e-Voting services and you will be able to see e-Voting page. Click on company name or **e-Voting service provider i.e. NSDL** and you will be re-directed to e-Voting website of NSDL for casting your vote during the remote e-Voting period or joining virtual meeting & voting during the meeting. 2. If you are not registered for IDeAS e-Services, option to register is available at https://eservices.nsdl.com. Select **"Register Online for IDeAS Portal"** or click at https://eservices.nsdl.com/SecureWeb/IdeasDirectReg.jsp 3. Visit the e-Voting website of NSDL. Open web browser by typing the following URL: https://www.evoting.nsdl.com/ either on a Personal Computer or on a mobile. Once the home page of e-Voting system is launched, click on the icon "Login" which is available under 'Shareholder/Member' section. A new screen will open. You will have to enter your User ID (i.e. your sixteen digit demat account number hold with NSDL), Password/OTP and a Verification Code as shown on the screen. After successful authentication, you will be redirected to NSDL Depository site wherein you can see e-Voting page. Click on company name or **e-Voting service provider i.e. NSDL** and you will be redirected to e-Voting website of NSDL for casting your vote during the remote e-Voting period or joining virtual meeting & voting during the meeting. 4. Shareholders/Members can also download NSDL Mobile App **"NSDL Speede"** facility by scanning the QR code mentioned below for seamless voting experience. NSDL Mobile App is available on App Store Google Play
Individual Shareholders holding securities in demat mode with CDSL	1. Existing users who have opted for Easi / Easiest, they can login through their user id and password. Option will be made available to reach e-Voting page without any further authentication. The URL for users to login to Easi / Easiest are https://web.cdslindia.com/myeasi/home/login or www.cdslindia.com and click on New System Myeasi. 2. After successful login of Easi/Easiest the user will be also able to see the E Voting Menu. The Menu will have links of e-Voting service provider i.e. NSDL. Click on NSDL to cast your vote. 3. If the user is not registered for Easi/Easiest, option to register is available at https://web.cdslindia.com/myeasi/Registration/EasiRegistration 4. Alternatively, the user can directly access e-Voting page by providing demat Account Number and PAN No. from a link in www.cdslindia.com home page. The system will authenticate the user by sending OTP on registered Mobile & Email as recorded in the demat Account. After successful authentication, user will be provided links for the respective ESP i.e. NSDL where the e-Voting is in progress.
Individual Shareholders (holding securities in demat mode) login through their depository participants	You can also login using the login credentials of your demat account through your Depository Participant registered with NSDL/CDSL for e-Voting facility. Upon logging in, you will be able to see e-Voting option. Click on e-Voting option, you will be redirected to NSDL/CDSL Depository site after successful authentication, wherein you can see e-Voting feature. Click on company name or e-Voting service provider i.e. NSDL and you will be redirected to e-Voting website of NSDL for casting your vote during the remote e-Voting period or joining virtual meeting & voting during the meeting.

Important note: Members who are unable to retrieve User ID/ Password are advised to use Forget User ID and Forget Password option available at abovementioned website.

Helpdesk for Individual Shareholders holding securities in demat mode for any technical issues related to login through Depository i.e. NSDL and CDSL.

LOGIN TYPE	HELPDESK DETAILS
Individual Shareholders holding securities in demat mode with NSDL	Members facing any technical issue in login can contact NSDL helpdesk by sending a request at evoting@nsdl.co.in or call at toll free no.: 1800 1020 990 and 1800 22 44 30
Individual Shareholders holding securities in demat mode with CDSL	Members facing any technical issue in login can contact CDSL helpdesk by sending a request at helpdesk.evoting@cdslindia.com or contact at 022- 23058738 or 022-23058542-43

B) Login Method for e-Voting and joining virtual meeting for shareholders other than Individual shareholders holding securities in demat mode and shareholders holding securities in physical mode.

How to Log-in to NSDL e-Voting website?

1. Visit the e-Voting website of NSDL. Open web browser by typing the following URL: https://www.evoting.nsdl.com/ either on a Personal Computer or on a mobile.
2. Once the home page of e-Voting system is launched, click on the icon "Login" which is available under 'Shareholder/Member' section.
3. A new screen will open. You will have to enter your User ID, your Password/OTP and a Verification Code as shown on the screen.

   Alternatively, if you are registered for NSDL eservices i.e. IDEAS, you can log-in at https://eservices.nsdl.com/ with your existing IDEAS login. Once you log-in to NSDL eservices after using your log-in credentials, click on e-Voting and you can proceed to Step 2 i.e. Cast your vote electronically.
4. Your User ID details are given below :

Manner of holding shares i.e. Demat (NSDL or CDSL) or Physical	Your User ID is:
a) For Members who hold shares in demat account with NSDL.	8 Character DP ID followed by 8 Digit Client ID For example if your DP ID is IN300*** and Client ID is 12****** then your user ID is IN300***12******.
b) For Members who hold shares in demat account with CDSL.	16 Digit Beneficiary ID For example if your Beneficiary ID is 12********** then your user ID is 12**********
c) For Members holding shares in Physical Form.	EVEN Number followed by Folio Number registered with the company For example if folio number is 001*** and EVEN is 101456 then user ID is 101456001***

5. Password details for shareholders other than Individual shareholders are given below:
   a) If you are already registered for e-Voting, then you can use your existing password to login and cast your vote.
   b) If you are using NSDL e-Voting system for the first time, you will need to retrieve the 'initial password' which was communicated to you. Once you retrieve your 'initial password', you need to enter the 'initial password' and the system will force you to change your password.
   c) How to retrieve your 'initial password'?
      (i) If your email ID is registered in your demat account or with the company, your 'initial password' is communicated to you on your email ID. Trace the email sent to you from NSDL from your mailbox. Open the email and open the attachment i.e. a .pdf file. Open the .pdf file. The password to open the .pdf file is your 8 digit client ID for NSDL account, last 8 digits of client ID for CDSL account or folio number for shares held in physical form. The .pdf file contains your 'User ID' and your 'initial password'.

(ii). If your email ID is not registered, please follow steps mentioned below in **process for those shareholders whose email ids are not registered.**

6. If you are unable to retrieve or have not received the " Initial password" or have forgotten your password:

   a) Click on **"Forgot User Details/Password?"**(If you are holding shares in your demat account with NSDL or CDSL) option available on www.evoting.nsdl.com.

   b) **Physical User Reset Password?"** (If you are holding shares in physical mode) option available on www.evoting.nsdl.com.

   c) If you are still unable to get the password by aforesaid two options, you can send a request at evoting@nsdl.co.in mentioning your demat account number/folio number, your PAN, your name and your registered address etc.

   d) Members can also use the OTP (One Time Password) based login for casting the votes on the e-Voting system of NSDL.

7. After entering your password, tick on Agree to "Terms and Conditions" by selecting on the check box.
8. Now, you will have to click on "Login" button.
9. After you click on the "Login" button, Home page of e-Voting will open.

Step 2: Cast your vote electronically and join General Meeting on NSDL e-Voting system.

How to cast your vote electronically and join General Meeting on NSDL e-Voting system?

1. After successful login at Step 1, you will be able to see all the companies "EVEN" in which you are holding shares and whose voting cycle and General Meeting is in active status.
2. Select "EVEN" of company for which you wish to cast your vote during the remote e-Voting period and casting your vote during the General Meeting. For joining virtual meeting, you need to click on "VC/OAVM" link placed under "Join Meeting".
3. Now you are ready for e-Voting as the Voting page opens.
4. Cast your vote by selecting appropriate options i.e. assent or dissent, verify/modify the number of shares for which you wish to cast your vote and click on "Submit" and also "Confirm" when prompted.
5. Upon confirmation, the message "Vote cast successfully" will be displayed.
6. You can also take the printout of the votes cast by you by clicking on the print option on the confirmation page.
7. Once you confirm your vote on the resolution, you will not be allowed to modify your vote.

General Guidelines for shareholders

1. Institutional shareholders (i.e. other than individuals, HUF, NRI etc.) are required to send scanned copy (PDF/JPG Format) of the relevant Board Resolution/ Authority letter etc. with attested specimen signature of the duly authorized signatory(ies) who are authorized to vote, to the Scrutinizer by e-mail to Reena Jakhodia at email id: rjkanpur@gmail.com with a copy marked to evoting@nsdl.co.in. Institutional shareholders (i.e. other than individuals, HUF, NRI etc.) can also upload their Board Resolution / Power of Attorney / Authority Letter etc. by clicking on **"Upload Board Resolution / Authority Letter"** displayed under **"e-Voting"** tab in their login.

2. It is strongly recommended not to share your password with any other person and take utmost care to keep your password confidential. Login to the e-voting website will be disabled upon five unsuccessful attempts to key in the correct password. In such an event, you will need to go through the "Forgot User Details/Password?" or "Physical User Reset Password?" option available on www.evoting.nsdl.com to reset the password.

3. In case of any queries, you may refer the Frequently Asked Questions (FAQs) for Shareholders and e-voting user manual for Shareholders available at the download section of www.evoting.nsdl.com or call on toll free no.: 1800 1020 990 and 1800 22 44 30 or send a request to Mr. Sunil Kumble at evoting@nsdl.co.in

Process for those shareholders whose email ids are not registered with the depositories for procuring user id and password and registration of e mail ids for e-voting for the resolutions set out in this notice:

1. In case shares are held in physical mode please provide Folio No., Name of shareholder, scanned copy of the share certificate (front and back), PAN (self attested scanned copy of PAN card), AADHAR (self attested scanned copy of Aadhar Card) by email to shambhu.singh@jkcement.com or jitendra.awasthi@jkcement.com.

2. In case shares are held in demat mode, please provide DPID-CLID (16 digit DPID + CLID or 16 digit beneficiary ID), Name, client master or copy of Consolidated Account Statement, PAN (self attested scanned copy of PAN card), AADHAR (self attested scanned copy of Aadhar Card) to shambhu.singh@jkcement.com or jitendra.awasthi@jkcement.com. If you are an Individual shareholders holding securities in demat mode, you are requested to refer to the login method explained at **step 1 (A) i.e. Login method for e-Voting and joining virtual meeting for Individual shareholders holding securities in demat mode.**

3. Alternatively shareholder/members may send a request to evoting@nsdl.co.in for procuring user id and password for e-voting by providing above mentioned documents.

4. **In terms of SEBI circular dated December 9, 2020 on e-Voting facility provided by Listed Companies, Individual shareholders holding securities in demat mode are allowed to vote through their demat account maintained with Depositories and Depository Participants. Shareholders are required to update their mobile number and email ID correctly in their demat account in order to access e-Voting facility.**

THE INSTRUCTIONS FOR MEMBERS FOR e-VOTING ON THE DAY OF THE EGM/AGM ARE AS UNDER:-

1. The procedure for e-Voting on the day of the EGM/AGM is same as the instructions mentioned above for remote e-voting.

2. Only those Members/ shareholders, who will be present in the EGM/AGM through VC/OAVM facility and have not casted their vote on the Resolutions through remote e-Voting and are otherwise not barred from doing so, shall be eligible to vote through e-Voting system in the EGM/AGM.

3. Members who have voted through Remote e-Voting will be eligible to attend the EGM/AGM. However, they will not be eligible to vote at the EGM/AGM.

4. The details of the person who may be contacted for any grievances connected with the facility for e-Voting on the day of the EGM/AGM shall be the same person mentioned for Remote e-voting.

INSTRUCTIONS FOR MEMBERS FOR ATTENDING THE EGM/AGM THROUGH VC/OAVM ARE AS UNDER:

1. Member will be provided with a facility to attend the EGM/AGM through VC/OAVM through the NSDL e-Voting system. Members may access by following the steps mentioned above for **Access to NSDL e-Voting system**. After successful login, you can see link of "VC/OAVM link" placed under **"Join meeting"** menu against company name. You are requested to click on VC/OAVM link placed under Join General Meeting menu. The link for VC/OAVM will be available in Shareholder/Member login where the EVEN of Company will be displayed. Please note that the members who do not have the User ID and Password for e-Voting or have forgotten the User ID and Password may retrieve the same by following the remote e-Voting instructions mentioned in the notice to avoid last minute rush.

2. Members are encouraged to join the Meeting through Laptops for better experience.

3. Further Members will be required to allow Camera and use Internet with a good speed to avoid any disturbance during the meeting.

4. Please note that Participants Connecting from Mobile Devices or Tablets or through Laptop connecting via Mobile Hotspot may experience Audio/Video loss due to Fluctuation in their respective network. It is therefore recommended to use Stable Wi-Fi or LAN Connection to mitigate any kind of aforesaid glitches.

5. Shareholders who would like to express their views/ have questions may send their questions in advance mentioning their name demat account number/ folio number, email id, mobile number at shambhu.singh@jkcement.com or jitendra.awasthi@jkcement.com. The same will be replied by the company suitably.

6. Shareholders who would like to express their views/ ask questions during the meeting may register themselves as a speaker by sending their request in advance atleast **7 days prior to meeting** mentioning their name, demat account number/folio number, email id, mobile number at shambhu.singh@jkcement.com. The shareholders who do not wish to speak during the AGM but have queries may send their queries in advance **7 days prior to meeting** mentioning their name, demat account number/ folio number, email id, mobile number at shambhu.singh@jkcement.com.These queries will be replied to by the company suitably by email.

7. Those shareholders who have registered themselves as a speaker will only be allowed to express their views/ask questions during the meeting.

EXPLANATORY STATEMENT PURSUANT TO SECTION 102 OF THE COMPANIES ACT, 2013:

ITEM NO. 4

S.R. Batliboi & Co. LLP, Chartered Accountants (Firm Registration No. 301003E / E300005), was appointed as Statutory Auditors of the Company to hold office from the conclusion of the 23rd Annual General Meeting for a term of consecutive five years till conclusion of the 28th Annual General Meeting. The present term of the Statutory Auditors will expire at the conclusion of 28th Annual General Meeting of the Company scheduled to be held on August 13, 2022 and being eligible for re-appointment for another term of five consecutive years. Further, in accordance with the provisions of Section 139 and 141 of the Act read with Companies (Audit and Auditors) Rules, 2014, M/s. S.R. Batliboi & Co. LLP has given their consent for reappointment as the Statutory Auditors of the Company and the declaration stating that they satisfy the criteria provided in Section 141 of the Act. They have also confirmed compliance of the SEBI (Prohibition of Insider Trading) Regulations, 2015, thereby ensuring the confidentiality of any unpublished price sensitive and privileged information. The Board vide resolution passed on May 21, 2022 at the recommendation of the Audit Committee approved the re-appointment of M/s. S.R. Batliboi & Co. LLP, Chartered Accountants (Registration No. 301003E / E300005) as the Statutory Auditors of the Company for the Secong term of five consecutive years, commencing from the conclusion of 28th Annual General Meeting till the conclusion of 33rd Annual General Meeting, subject to the Shareholders approval at ensuing 28th Annual General Meeting.

Brief Profile of S.R. Batliboi & Co. LLP is provided below:

M/s. S.R. Batliboi & Co. LLP (FRN 301003E/E300005), ("the Audit Firm") was established in the year 1949. It has Head Office in Kolkata and has 7 Branch Offices in various cities in India. The Audit Firm is part of M/s. S.R. Batliboi & Affiliates network of audit firms and is registered as such with the Institute of Chartered Accountants of India (ICAI). It is a limited liability partnership firm ("LLP") incorporated in India.The Audit Firm is engaged primarily in providing audit and assurance services and certain tax assurance services to its clients.

Proposed fees

The Board, at the recommendation of the Audit, has approved a fee of ₹175 Lacs exclusive of applicable taxes and out of pocket expenses, as may be incurred, for the financial year 2022-23 for scope of work related to the standalone and consolidated financial statements of J. K. Cement Limited. The fee for the remaining term may be finalized in subsequent years based on the recommendations of the Audit Committee and as may be approved by the Board.

None of the Directors/ Key Managerial Personnel ("KMP") of the Company/ their relatives are, in any way concerned or interested financially or otherwise in the resolution set out at Item No. 4 of the Notice.

The Board of Directors accordingly recommends the Ordinary resolution as set out at Item No. 4 of the Notice for the approval of the members

ITEM NO. 5

Pursuant to provisions of section 148 and other applicable provisions, if any, of the Companies Act, 2013 read with Companies (Audit and Auditors) Rules, 2014, the remuneration of ₹7,50,000 plus service tax as applicable and reimbursement of actual travel and out of pocket expenses for the Financial year ending on March 31st 2023 as approved by the Board of Directors of the Company in its meeting held on 21.5.2022, to be paid to M/s. K.G. Goyal &Company, Cost Accountant, for conducting cost Audit of the Company's Cement manufacturing units viz. J. K. Cement Works, Nimbahera, J. K.Cement Works, Mangrol, J. K. Cement Works, Gotan, J. K.White Cement Works, Gotan all situated in the State of Rajasthan, J. K. Cement Works, Jharli, situated in the State of Haryana and J. K. Cement Works, Muddapur, situated in the State of Karnataka ,J,K. Cement Works, Balasinor, situated in the state of Gujarat, J. K.Cement Works, Aligarh, situated in the state of U.P. to be ratified and confirmed by the Shareholders.

None of the Director, Key Managerial personnel of the Company or their relatives are in any way concerned in aforementioned resolution.

The Board recommends the Ordinary Resolution set forth at item No. 5 for the approval of the Members.

ITEM NO. 6

In terms of Regulation 31A of the SEBI (Listing Obligations and Disclosure Requirements) Regulations, 2015, as amended (hereinafter referred as "Listing Regulations"), the Stock Exchange(s) where the Company's Equity shares are listed may allow reclassification of Promoters as Public shareholders or vice-versa subject to fulfilment of conditions as provided therein.

The Company has received request letters on 20th May, 2022 from following persons (collectively named as "Promoter Group Members"), belonging to the Promoter Group under Regulation 31A of the Listing Regulations for re-classification of their shareholding under the 'Public' category ("Request"). It was confirmed that they meet the eligibility criteria for reclassification and have also undertaken that they shall comply with the conditions set out in the Listing Regulations upon reclassification as a 'Public' shareholder. The Request letters received were placed before the Board of Directors at its meeting held on 21 May 2022. Members of Promoter Group being person acting in concert Category of the Company currently holds Equity shares constituting 0.01% paid up capital of the Company as under:

Name of Person/Entity requested to be reclassified to "Public" category	No of Equity Shares	% of total Equity capital
Mr. Anil Kumar Agrawal	3940	0.01
Mr. Kailash Nath Khandelwal jointly with Mrs. Radha Rani Khandelwal	1000	0
Mrs. Radha Rani Khandelwal jointly with Mr. Kailash Nath Khandelwal	500	0
M/s. G. H. Securities Pvt. Ltd.	20	0
Mr. Prashant Seth	20	0
Mr. Satish Kumar Agarwal	40	0
M/s. Yadu Securities Pvt. Ltd.	40	0
Total	**5560**	**0.01**

Members of Promoters group desires to reclassify their status from Promoter Group category to Public category, as they satisfy the conditions of eligibility of reclassification as laid down under sub-regulation (3) of Regulation 31A of the Listing Regulations and ,therefore, entitled to be reclassified as a "Public" shareholder.The Board of Directors of the Company at its meeting held on 21 May 2022 considered and analyzed the request for re-classification of these Promoter Group Members from the 'Promoter Group' category to the'Public' category.The Board of Directors of the Company after considering the representations made by aforesaid members of Promoter Group is of the view that upon re-classification to the 'Public' category, they alongwith their related persons shall not (i) hold more than 10% of the total voting rights in the Company; (ii) exercise control over the affairs of the Company, directly or indirectly; (iii) have any special rights with respect to the listed entity through formal or informal arrangements including through any shareholder agreements. Further, they shall not be represented on the Board of Directors of the Company (including through a nominee director) or act as a key managerial personnel of the Company for a period of at least three years from date on which the stock exchanges approve their re-classification in the 'Public' category and they are not a fugitive economic offender under section 12 of the Fugitive Economic Offenders Act, 2018 or a wilful defaulter per the guidelines issued by the Reserve Bank of India. The Company is in compliance with the requirement for minimum public shareholding as required under Regulation 38 of the Listing Regulations. The Company does not have any outstanding dues to the Securities and Exchange Board of India, the Stock exchanges where its Equity shares are listed ("Stock "Promoter and Promoter Group" to the category of "Public", the Board of Directors need to analyse such request for reclassification and place such proposal before the shareholders in a general meeting for approval along with the views of the Board, therefore, the approval of the shareholders of the Company is being sought by way of intended resolution for such reclassification.

After such re-classification following shall be reckoned as Promoter & Promoter Group / Person Acting in Concert of the Company :-

Shareholding of Promoter, Promoter Group and Person Acting in Concert as on 31.03.2022

Sr. No	Promoter	No of shares	%age
1	M/s. Yadu International Ltd	3,10,36,918	40.17
2	Dr. Raghavpat Singhania	2,50,210	0.32
3	Mr. Madhavkrishna Singhania	2,50,210	0.32
	Total	**3,15,37,338**	**40.81**

Persons Belonging to Promoters' Group and

Sr. No	Promoter Group	No of shares	%age
1	Mrs. Sushila Devi Singhania	33,35,957	4.32
2	Dr. Nidhipati Singhania	42,428	0.05
3	Mrs. Kalpana Singhania	4,72,862	0.61
4	Gaur Hari Singhania with Vasantlal D. Mehta & Raghubir Prasad Singhania	20	00
	Total	**38,51,267**	**4.98**

Persons Acting in Concert

Sr. No	Persons Acting in Concert	No of shares	%age
1	Mr. Ajay Kumar Saraogi	3,340	0
2	Ms. Amrita Saraogi	3,000	0
3	Mrs. Pushpa Saraogi	5,048	0.01
	Total	**11,388**	**0.01**

The Board recommends the resolution as above for approval of the Members by way of Ordinary Resolution. In accordance with the Listing Regulations, (name of members) the persons related to them as defined under clause (b) of sub-regulation (1) of Regulation 31A of the Listing Regulations shall not vote on this resolution.

None of the directors or key managerial personnel of the Company including their relatives has concern or interest, financial or otherwise, in the resolution set out as item No. 6 in this Notice

ITEM NO. 7

Pursuant to Sub-regulation (1A) of Regulation 17 of the Securities and Exchange Board of India (Listing Obligations and Disclosure Requirements) Regulations,2015 inserted by the Securities and Exchange Board of India (Listing Obligation and Disclosure Requirements) (Amendment) Regulations, 2018, approval of the Members by way of a Special Resolution is necessary for appointment/ continuation of appointment of any Non- Executive Director who has attained the age of 75 (Seventy Five) years. Shri Sudhir Jalan aged about 77 years is a Non-Executive, Non-Independent Director of the Company liable to retire by rotation. He has been functioning as Director since 17.12.2019.

He is a Commerce Graduate and Master in Business Administration. He is premier businessman with business interest in diversified fields. He has been acting as Chairman and Managing Director of Meenakshi Tea Co. Ltd. and Director in various Public Limited and Private Limited Companies including Chairman in three companies. He was President of All India Management Association (AIMA) and International Chamber of Commerce (ICC) India.

He served on the Board of Indian Institute of Management, Kolkata. He presided over Federation of Indian Chamber of Commerce and Industry, apex body of ICC India.

He is Honorary Consul General of Greece in Kolkata. He is also associated with a number of Charitable Institutions.

The Nomination and Remuneration Committee of the Board of Director has recommended the continuation of appointment of Shri Sudhir Jalan as " Non Executive Non Independent Director'' of the Company, considering his rich experience, expertise and contribution in the growth of the Company.

The Members are, therefore, requested to grant their approval by way of special Resolution for the continuation of appointment of Shri Sudhir Jalan (DIN00111118) as a 'Non- Executive Non Independent Director' of the Company, liable to retire by rotation.

None of the Directors, Key Managerial Personnel of the Company or their relatives except Shri Sudhir Jalan and Smt. Sushila Devi Singhania being sister are in any way concerned or interested, financially or otherwise, in the aforesaid resolution.

The Board recommends the Special Resolution set forth in item No.7 for approval of the Members.

ITEM NO. 8

As per the provisions of Section 42 read with Rule 14 of the Companies (Prospectus and Allotment of Securities) Rules, 2014, a Company offering or making an invitation to subscribe to Non Convertible Debentures ("NCDs") on a private placement basis, is required to obtain the prior approval of the Shareholders by way of a Special Resolution, which can be obtained once in a year for all the offers and invitations for such NCDs during the year. NCDs, including Commercial Paper issued on private placement basis are a significant source of borrowings for the Company.

The approval of the Members is being sought by way of a Special Resolution under Section 42 and other applicable provisions, if any, of the Act read with the Rules made there under to enable the Company to offer or invite subscriptions for NCDs on a private placement basis, in one or more tranches, during the period of one year from the date of passing of this resolution by the Members/ Shareholders within the overall borrowing limits of the Company, as approved by the Members from time to time, with authority to the Board to determine the terms and conditions, including the issue price of the NCDs.

The Directors recommend the Resolution at Item No. 8 of the accompanying Notice, for the approval of the Members of the Company.

None of the Directors of the Company or their relatives or Key Managerial Personnel of the Company or their relatives, are concerned or interested in the passing of the resolutions at Item No.8 except to the extent of NCDs that may be subscribed by them, their relatives or companies/firms in which they are interested.

BY ORDER OF THE BOARD

Shambhu Singh Membership No. FCS 5836
Vice President (Legal) & Company Secretary

Place : Kanpur
Dated : 21.5.22

ANNEXURE

Details of Director seeking appointment and re-appointment at the forthcoming Annual General Meeting.

[Pursuant to Regulation 36(3) of the SEBI (Listing Obligation and Disclosure Requirement) Regulations, 2015 and Secretarial Standard 2 on General Meetings]

Name of the Director	Mr. Sudhir Jalan
DIN	00111118
Date of Birth	07-11-1944
Nationality	INDIAN
Date of Appointment on the Board	17-12-2019
Qualifications	Commerce Graduate and Master in Business Administration
Expertise in specific functional area	Business interest in diversified fields.
Number of shares held in the Company	NIL
List of the, directorships held in other companies*	THE SHAHJAHANPUR ELECTRIC SUPPLY CO.LTD. APOLLO MULTISPECIALITY HOSPITALS LIMITED SUBLIME AGRO LTD RICE LAKE WEIGHING SYSTEMS INDIA LIMITED MEENAKSHI TEA COMPANY LTD. MEENAKSHI CEREBRUM PROPERTIES LIMITED
Last Remuneration Drawn	₹1775000 towards commission and sitting fee
Number of Board Meeting attended	6
Relationship with other Directors	Brother of Mrs. Sushila Devi Singhania
Chairman/Members in the Committee of the Board of Companies in which she/he is Director*	1

*Directorship includes Directorship of other Indian Public Companies and Committee memberships includes only Audit Committee and Stakeholders' Relationship Committee of Public Limited Company. (whether Listed or not)

Shareholders General Information & Guidance

1 The Ministry of Corporate Affairs has taken 'Green Initiative in the Corporate Governance' by allowing paperless compliances by the Companies and has issued circulars stating that service of notice/ documents including Annual Report can be sent by e-mail to its members. In this regard we solicit your cooperation to update our databank. Members who have not registered so far, are requested to register their e-mail address, contact telephone Number, NECS/ ECS Mandate in respect of electronic holdings with the Depository through their concerned Depository Participants. Members who hold shares in physical form are requested to intimate their e-mail address, contact telephone number at any of our e-mail address viz. (a) shambhu.singh@jkcement.com (b) sunilk@nsdl.co.in (c) jkcinv.grievances@jkcement.com (d) nileshb@nsdl.co.in. Send NECS/ ECS Mandate to the Registered Office of the Company.

2 The equity shares of your company are listed on the Bombay Stock Exchange Ltd. & National Stock Exchange of India Ltd. Mumbai and the same are compulsorily traded in dematerialised mode. Shareholders are required to compulsorily dematerialise their shareholdings for share transfer and are therefore advised to send their request on prescribed form (available with DP) alongwith share certificate(s)/ for dematerialisation through depository participant (DP) with whom they are maintaining a demat account. The ISIN of the Company is INE 823G01014.

3 The shareholders who have not received corporate benefit i.e. share certificates, on account of shares held by them in Jaykay Enterprises Ltd. (erstwhile J. K. Synthetics Ltd.), dispatched by the Company during April, 2005 may intimate the Company by quoting reference of Folio No./DP-ID and Client ID etc.

4 The shareholders who have not received dividend warrants for the year 2014-15, 2015-16, 2016-17, 2017-18, 2018-19, 2019-20 and 2020-21 on account of their change in address or for any other reason may write to the Company's Registrar & Transfer Agent M/s. NSDL Database Management Limited 4th Floor, Trade World A Wing, Kamala Mills Compound, Senapati Bapat Marg, Lower Parel, Mumbai-400013,by quoting reference of their folio or DP-ID & Client ID.The Shareholders are advised to lodge their claim with IEPF authority pertaining to earlier years.

5 The shareholders who wish to seek any information, clarification in respect of share transfer activities or status of their grievances may write to Company's Registrar Transfer Agent:
M/s. NSDL Database Management Limited
4th Floor, Trade World A Wing, Kamala Mills Compound, Senapati Bapat Marg, Lower Parel, Mumbai-400013
OR at email address:
shambhu.singh@jkcement.com, sunilk@nsdl.co.in / nileshb@nsdl.co.in.

6 The shareholders of physical segment who are having identical names in different folios are advised to consolidate their holdings in one folio which will facilitate the investors in receiving consolidated dividend or non-cash corporate benefit in future and would reduce un-necessary paper work and service cost.

7 The investors who have not received Demat credit of shares allotted under public issue may write to us by quoting reference of their application no., name, address & No. of shares applied for.

8 Shareholders of physical segment who wish to notify change in their address may intimate complete new address with PIN code by quoting the Folio No. and proof of Address i.e. copy of telephone/ electricity bill or any receipt of Municipal Corporation etc. The Shareholders who holds shares in electronic/ Demat segment may notify change in their address to the DP with whom they are maintaining a Demat account. No request for change in address from the holders of Demat segment will be entertained directly by the Company.

9 The shareholders who wish to make nomination may send their application on prescribed form under Companies Act 2013 and Rules frame thereunder. The said form is also available on company's website www.jkcement.com.

10 The Shareholders who holds shares in physical segment are mandatorily required to notify their updated Bank Account Details for printing on the Dividend Warrant as required in SEBI Circular No. CIR/MRD/DP/10/2013 dated 21.3.13.

Corporate Information

BOARD OF DIRECTORS

Sushila Devi Singhania - Chairperson
Nidhipati Singhania - Vice Chairman
Raghavpat Singhania - Managing Director
Madhavkrishna Singhania - Dy. Managing Director & CEO
Ajay Kumar Saraogi - Dy. Managing Director & CFO
Ajay Narayan Jha
Ashok Sinha
Deepa Gopalan Wadhwa
K.B. Agarwal
Mudit Aggarwal
Paul Heinz Hugentobler
Satish Kumar Kalra
Saurabh Chandra
Sudhir Jalan

COMPANY SECRETARY & COMPLIANCE OFFICER

Shambhu Singh

BANKERS

Axis Bank
Bank of Baroda
Canara Bank
Export Import Bank of India
IDBI Bank Ltd.
Indian Bank.
Jammu & Kashmir Bank
Punjab National Bank
State Bank of India
Union Bank of India
National Bank of Fujairah-UAE

REGISTERED OFFICE

Kamla Tower, Kanpur- 208001

SENIOR MANAGEMENT PERSONNEL

Rajnish Kapur - Chief Operating Officer- Grey Cement
Niranjan Mishra - Business Head- White Cement
Sumnesh Khandelwal - Deputy Chief Financial Officer
S K Rathore - Manufacturing Head- Grey Cement
Pushpraj Singh - Group President - Sales and Marketing (Grey Cement)
Anil Kumar Agrawal - Group President - Management Services
Andleeb Jain - Group President - Human Capital and Corporate Communications
Amit Kothari - Group President - Group Strategy & New Business Development
Anoop Kr. Shukla - President (Accounts and Consolidation)
Atul Bagla - President (Corporate Finance & Treasury)
Jitendra Singh - President and Chief Digital Officer
Prashant Seth - President - Business Information and Investor Relations
Puneet Arora - President (Projects)
RBM Tripathi - President and Unit Head –Grey Cement, Rajasthan
Sanjeev Garg - President (MD Office and Finance)
S.K. Jain - President and Unit Head- White Cement, Gotan
Yagyesh Gupta - President (Commercial)
Umashankar Chaudhary - Unit Head - Grey Cement - Karnataka
Ajay Mathur - Head-International Operations

AUDITORS

M/s. S.R. Batliboi & Co, LLP,
Chartered Accountants,
Golf View Corporate Tower B, Sector 42,
Sector Road, Gurgaon- 122002

REGISTRAR & TRANSFER AGENT

NSDL Database Management Limited ('NSDL')
4th Floor, Trade World
A wing, Kamala Mills Compound
Senapati Bapat Marg Lower Parel
Mumbai- 400 013

CORPORATE OFFICE

5th Floor, Prism Tower
Gurgaon-Faridabad Road,
Gwal Pahari, Gurgaon,
INDIA-122102

DELHI OFFICE

Padam Tower 19,
DDA Community Centre,
Okhla Phase 1, New Delhi-110020

Plant	Location
INDIA	
Grey Cement Plants	Kailash Nagar, Nimbahera, Dist. Chittorgarh, Rajasthan
	Mangrol, Dist. Chittorgarh, Rajasthan
	Gotan, Dist. Nagaur, Rajasthan
	Muddapur, Dist. Bagalkot, Karnataka
	Jharli, Dist. Jhajjar, Haryana
	Satha, Pargana Morthal, Tehsil: Koil, Dist: Aligarh, UP
	Vadadala, Tehsil: Balasinor, Dist: Mahisagar, Ahmedabad Indore Highway, Gujarat.
White Cement and White Cement based wall putty Plant	Gotan, Dist. Nagaur, Rajasthan
	Village: Rupaund, Tehsil - Badwara, Dist. Katni, M.P
Thermal Power Plants	Kailash Nagar, Nimbahera, Dist. Chittorgarh, Rajasthan
	Gotan, Dist. Nagaur, Rajasthan
	Muddapur, Dist. Bagalkot, Karnataka
	Mangrol, Chittorgarh, Rajasthan
Waste Heat Recovery Power Plant (For Captive Consumption)	i) Kailash Nagar, Nimbahera, Dist. Chittorgarh, Rajasthan
	ii) Mangrol, Dist. Chitorgarh, Rajasthan
INDIAN SUBSIDIARY	
Jaykaycem (Central) Limited Grey Cement Plant (Under Implementation)	i) Dist. Panna, Madhya Pradesh
	ii) Hamirpur, UP (Grinding Unit)
J. K. Paints and Coatings Limited (Under implementation)	Plot No. A-1/1 Industrial Area Extn-2, Kosi Kotwan, Mathura, Uttar Pradesh-281403
OVERSEAS SUBSIDIARY	
J. K. Cement Works (Fujairah) FZC Dual process White/ Grey Cement Plant	Plot No.7, Habhab, Tawian Fujairah, UAE
J. K. White Cement (Africa) Ltd.	Tanzania, Africa

Independent Assurance Statement

EY
Building a better working world

Ernst & Young Associates LLP
Golf View Corporate Tower - B
Sector - 42, Sector Road,
Gurugram - 122002
Haryana, India

Tel: +91 124 464 4000
Fax: +91 124 464 4050
ey.com

Independent Assurance Statement

The Management and Board of Directors
JK Cement Limited
Kamla Tower,
Kanpur 208001, Uttar Pradesh, India

Scope

We have been engaged by JK Cement Ltd. to perform a 'limited assurance engagement,' as defined by International Standards on Assurance Engagements, here after referred to as the engagement, to report on JK Cement Ltd.'s Integrated Report FY 2021-22 (the "Subject Matter") for the period from 1st April 2021 to 31st March 2022.

Other than as described in the preceding paragraph, which sets out the scope of our engagement, we did not perform assurance procedures on the remaining information included in the Report, and accordingly, we do not express a conclusion on this information.

Criteria applied by JK Cement Ltd.

In preparing the Integrated Report FY 2021-22, JK Cement Ltd. applied the Integrated Reporting Framework by International Integrated Reporting Council (IIRC), GRI Sustainability Reporting Standards (GRI Standards) of the Global Reporting Initiative (Criteria). Such Criteria were specifically designed for Integrated Report; As a result, the subject matter information may not be suitable for another purpose.

JK Cement Ltd's responsibilities

JK Cement Ltd's management is responsible for selecting the Criteria, and for presenting the Integrated Report in accordance with that Criteria, in all material respects . This responsibility includes establishing and maintaining internal controls, maintaining adequate records and making estimates that are relevant to the preparation of the subject matter, such that it is free from material misstatement, whether due to fraud or error.

EY's responsibilities

Our responsibility is to express a conclusion on the presentation of the Subject Matter based on the evidence we have obtained.

We conducted our engagement in accordance with the *International Standard for Assurance Engagements Other Than Audits or Reviews of Historical Financial Information* ('ISAE 3000'), and the terms of reference for this engagement as agreed with JK Cement Ltd's on 07th March, 2020 and its subsequent amendment on 16th December 2020.Those standards require that we plan and perform our engagement to obtain limited assurance about whether, in all material respects, the Subject Matter is presented in accordance with the Criteria, and to issue a report. The nature, timing, and extent of the procedures selected depend on our judgment, including an assessment of the risk of material misstatement, whether due to fraud or error.

EY
Building a better working world

We believe that the evidence obtained is sufficient and appropriate to provide a basis for our limited assurance conclusions.

Our Independence and Quality Control

We have maintained our independence and confirm that we have met the requirements of the Code of Ethics for Professional Accountants issued by the International Ethics Standards Board for Accountants, and have the required competencies and experience to conduct this assurance engagement.

EY also applies International Standard on Quality Control 1, *Quality Control for Firms that Perform Audits and Reviews of Financial Statements, and Other Assurance and Related Services Engagements*, and accordingly maintains a comprehensive system of quality control including documented policies and procedures regarding compliance with ethical requirements, professional standards and applicable legal and regulatory requirements.

Description of procedures performed

Procedures performed in a limited assurance engagement vary in nature and timing from and are less in extent than for a reasonable assurance engagement. Consequently the level of assurance obtained in a limited assurance engagement is substantially lower than the assurance that would have been obtained had a reasonable assurance engagement been performed. Our procedures were designed to obtain a limited level of assurance on which to base our conclusion and do not provide all the evidence that would be required to provide a reasonable level of assurance.

Although we considered the effectiveness of management's internal controls when determining the nature and extent of our procedures, our assurance engagement was not designed to provide assurance on internal controls. Our procedures did not include testing controls or performing procedures relating to checking aggregation or calculation of data within IT systems.

A limited assurance engagement consists of making enquiries, primarily of persons responsible for preparing the Integrated Report and related information, and applying analytical and other appropriate procedures.

Our procedures included:

The scope of our work for this assurance engagement was limited to review of information pertaining to environmental and social performance for the period 1st April 2021 to 31st March 2022. The scope and boundaries of the sustainability performance disclosures cover JK Cement's operations across India as set out in the Report in the section 'Reporting boundary and scope'.

We conducted, on a sample basis, review and verification of data collection / calculation methodology and general review of the logic of inclusion/ omission of necessary relevant information/ data and this was limited to:

EY
Building a better working world

- Remote verification of data, on a selective test basis, for the following units/ locations, through consultations with the Site Team and Sustainability Team;
  - Gotan White (Rajasthan)
  - Mangrol (Rajasthan)
  - Muddapur (Karnataka)
- Execution of an audit trail of claims and data streams, on a selective test basis, to determine the level of accuracy in collection, transcription and aggregation processes followed.
- Review of the Company's plans, policies and practices, pertaining to their social, environment and sustainable development, so as to be able to make comments on the fairness of sustainability reporting.
- We also performed such other procedures as we considered necessary in the circumstances.

Emphasis of matter

The assurance scope excludes:

- Data and information outside the defined reporting period (1st April 2021 to 31st March 2022)
- Data and information on economic and financial performance of the Company
- Data, statements and claims already available in the public domain through Annual Reports, Corporate Social Responsibility Reports, previous Sustainability Reports, or other sources available in the public domain;
- The Company's statements that describe the expression of opinion, belief, inference, aspiration, expectation, aim or future intention provided by the Company
- The Company's compliance with regulations, acts, guidelines with respect to various regulatory agencies and other legal matters.

Conclusion

Based on our procedures and the evidence obtained, we are not aware of any material modifications that should be made to Integrated Report for the period from 1st April 2021 to 31st March 2022, in order for it to be in accordance with the Criteria.

Chaitanya Kalia
For and on behalf of Ernst & Young Associates LLP.
22nd July, 2022
Mumbai, India

MANDATE FORM

(Mandate Form for receiving dividend by National Electronic Clearing Service (NECS)/Printing of Bank details on Dividend Warrant)

To
J. K. Cement Ltd.
Kamla Tower,
Kanpur - 208001.

Dear Sirs,

Please fill-in the information in CAPITAL LETTERS in ENGLISH ONLY.

For shares held in physical form

Folio No. | | | | | | | | |

For shares held in electronic form

D.P.Id | | | | | | | | |

Client Id | | | | | | | | |

FOR OFFICE USE ONLY

NECS Ref. No. | | | |

Name of Sole/First holder Bank name Branch name	
Branch Code	(9 Digits Code Number appearing on the MICR Band of the cheque supplied by the Bank). Please attach a photo copy of a cheque or a blank cheque of your bank duly cancelled for ensuring accuracy of the banks name, branch name and code number.

Account Type [Please Tick (√) wherever applicable]	Savings		Current		Cash Credit	
A/c.No.(as appearing in the cheque book)						
Effective date of this mandate						

I, hereby declare that the particulars given above are correct and complete. If any transaction is delayed or not effected at all for reasons of incompletencess or incorrectness of information supplied as above, the Company will not be held responsible. I agree to avail the NECS facility provided by RBI, as and when implemented by RBI/ J. K.Cement Ltd. Further in case of NECS facility is not available in my city please print Bank details furnished by me on the dividend warrant.

I, further undertake to inform the Company any change in my Bank/branch and account number.

Dated: _____

(Signature of Sole/First holder)

Notes:
1. Whenever the Shares in the given folio are entirely dematerialised, then the NECS mandate form will stand rescinded.
2. For Shares held in dematerialised mode nomination is required to be filled with the Depository Participant in their prescribed form.
3. In case NECS facility is not available in your city then bank details furnished by you will be printed on dividend warrants.
4. The Share holders who hold shares in physical mode should ensure that this mandate form duly completed in all respect & signed by the Sole/ First named holder should reach the company on or before 3rd August 2022.
5. The share holder of physical segment who do not wish to opt for NECS facility need not furnish 9 Digits Code Number appearing on the MICR band of the cheque supplied by the Bank and the photo copy of the blank cheque.
6 The Share holders who holds shares in physical segment are mandatorily required to notify their updated Bank Account Details for printing on the Dividend Warrant as required in Sebi Circular No.CIR/MRD/DP/10/2013 dated 21.3.13.

Dr. Raghavpat Singhania with the President of India,
Shri Ramnath Kovind at Merchants Chamber of Uttar Pradesh,
Kanpur, presenting a book on Kanpur's famous JK Temple.

JKCement

Registered Office

Kamla Tower, Kanpur - 208001
Uttar Pradesh, INDIA

Telephone: 0091-512-2371478

Fax: 0091-512-2332665

Email: shambhu.singh@jkcement.com

Web: www.jkcement.com

/Concept, content and design at **AICL** (hello@aicl.in)