

Investor Presentation

Jul-Sep'22

Q2 FY23

J.K. Cement Ltd.

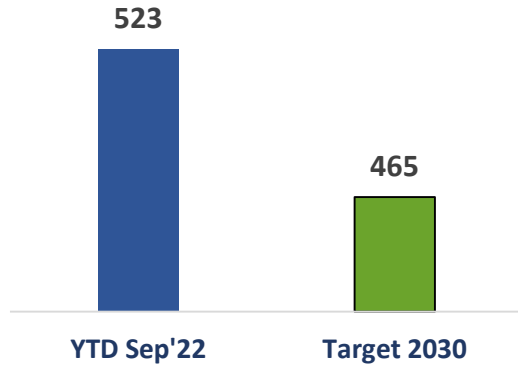


ESG Update

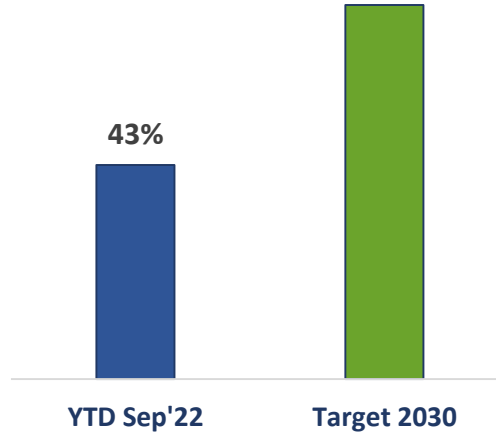


Environment Footprints

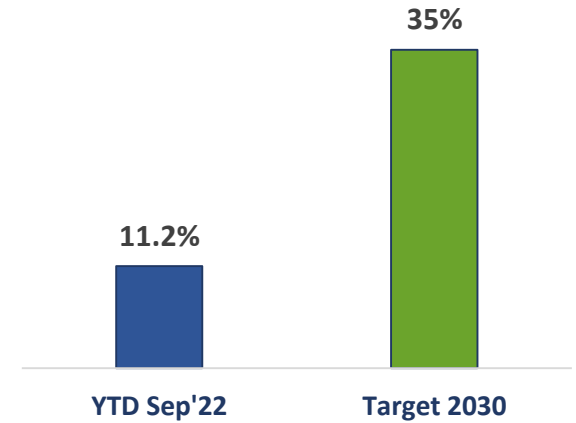
**Net Specific GHG Emission Scope-1
CO2 Emission in Kg/Ton of
Cementious Material**



Green Power Mix



Thermal Substitution Rate



Environment Safety Governance Awards



J.K Cement Works ,Mangrol received CII Award for Excellence in Water Management ,2022



Muddapur & Halki Mines awarded 5 Star Rating by Ministry of Mines & Indian Bureau of Mines at 6th National Conclave on Mines & Minerals

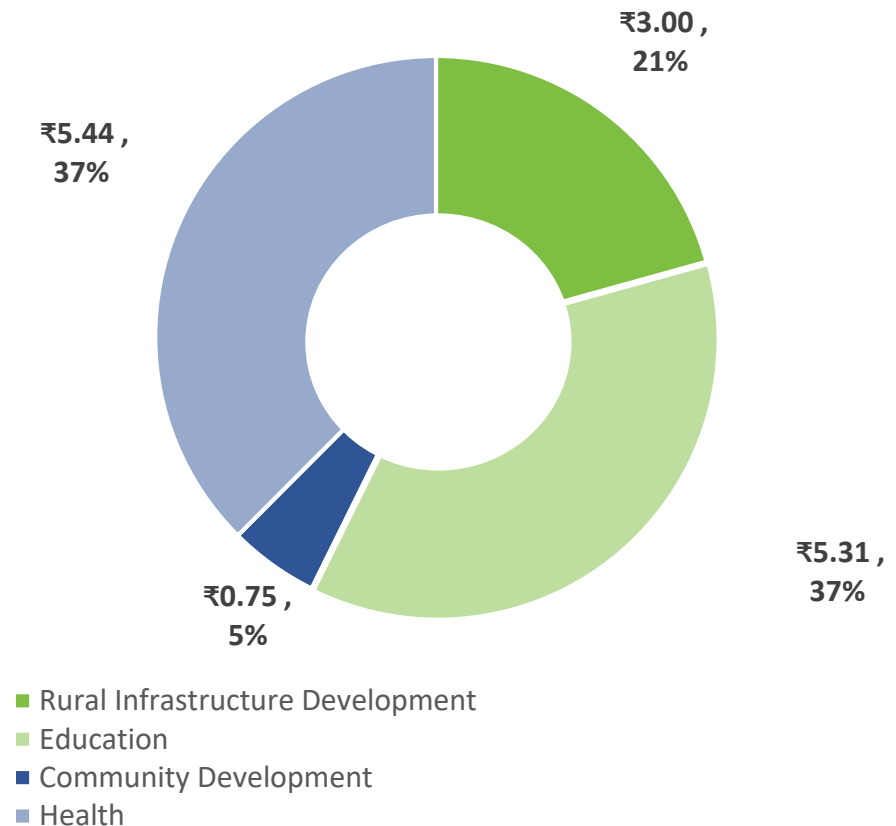
Commitment to improve livelihood and society

Key initiatives taken during the period -

- Contribution towards upliftment of education for children.
- Contribution towards IIT- K for development of Super Specialty Hospital
- Eye Camp organized at Nimbahera .
- Construction of CC roads at Karunda in Nimbahera & at Lalukheda in Mangrol .
- Blood donation camp organized at all the units and corporate office .
- National Flag Distribution during Ghar Ghar Tiranga Abhiyaan .
- Vocational training given to women's for improving their livelihood.

CSR Expenditure Rs 14.50 crores in YTD Sep'22

Figures in Rs./Cr



Corporate Social Responsibility



Blood Donation camp organised at Muddapur



Mega Eye Camp organised at Nimabhera



Contribution to MCD for upliftment of School Infrastructure



25 women trained under stitching Programme at Nimbahera

दैनिक नवज्योति

Nagaur - 11 Aug 2022

जेके के सौजन्य से बालिका स्कूल में 10 कम्प्यूटर सेट भेंट

गोटन। लॉयंस क्लब गोटन के तत्वावधान में जेके व्हाइट सीमेंट के सौजन्य से राजकीय बालिका उच्च माध्यमिक विद्यालय को बेटी पढ़ाओ बेटी बढ़ाओ के उद्देश्य से एवं सोच बदलो जीवन बदल जाएगा की कड़ी को आगे बढ़ाते हुए 10 कम्प्यूटर सेट बालिकाओं की शिक्षा के लिए प्रदान किए। इस अवसर पर विद्यालय के



प्रधानाचार्य सुखराम कड़वासरा ने जेके सीमेंट के इकाई प्रमुख एसके जैन, व्यवसायिक प्रमुख अजय गर्ग, सरपंच भंवरलाल जमेरिया, लॉयंस क्लब अध्यक्ष सचिन गुप्ता तथा

समस्त अतिथियों एवं लॉयंस क्लब सदस्यों का स्वागत एवं आभार प्रस्तुत किया। कार्यक्रम में विद्यालय की बालिकाओं ने सांस्कृतिक रंगारंग कार्यक्रम प्रस्तुत किया। लॉयंस सचिन गुप्ता ने स्मृति चिह्न भेंट कर जेके प्रतिनिधियों का आभार व्यक्त किया तथा बालिकाओं के विकास के लिए कम्प्यूटर की महत्ता का विवरण दिया। जेके सीमेंट इकाई प्रमुख एसके जैन ने अपने संबोधन में पूर्व प्रबंध संचालक स्वर्णाय यदुपति सिंघानिया को नमन किया तथा वर्तमान प्रबंध संचालक राघव सिंघानिया के नेतृत्व में कंपनी का योगदान सीएसआर गतिविधियों में तथा कंपनी की ऊंचाइयों से सभी को अवगत कराया। उन्होंने राष्ट्र के आज़ादी के अमृत महोत्सव में भाग लेने के लिए सभी को प्रेरित किया तथा 250 तिरंगे विद्यालय में वितरित किए एवं सभी को घर-घर तिरंगा फहराने की अपील की।

कारुण्डा गांव में एक दिवसीय पशु चिकित्सा शिविर का आयोजन

निम्बाहेड़ा (हुक्मनामा समाचार)।

जे-के-सीमेन्ट वर्क्स निम्बाहेड़ा द्वारा सामाजिक सेवा उत्तर दायित्व के अन्तर्गत कारुण्डा गांव में एक दिवसीय पशु चिकित्सा शिविर का आयोजन किया गया। जिसके अन्तर्गत चिकित्सक डॉ-प्रवीण कुमार व उनकी टीम ने 163 गाय, 421 भैंस एवम् 137 बकरी कुल 94 पशुपालकों को कृमीनाशक, टोक्सदवा, मिनरल मिक्चर दवा निःशुल्क वितरण की गई। उक्त शिविर में ग्राम पंचायत कारुण्डा के उप सरपंच गिरधारी लाल जाट, जे-के-सीमेन्ट वर्क्स से मनीष कुमार शर्मा की उपस्थिति में कई वरिष्ठ ग्रामीणजन व महिलाये भी अपने-अपने पशुओं के स्वास्थ्य हेतु व्यक्तिगत तौर पर सम्पर्क कर दवाईयाँ प्राप्त की।

जे-के-सीमेन्ट के उक्त कार्य की ग्रामीणों द्वारा सराहना की गई।




Around 34 K Planting done near Panna Plant & Mine Site

Distribution of computer set to Govt. Girls Higher Secondary School, Gotan

Organized Two Health Camp for Animals at Karunda

Corporate snapshot

A photograph of an industrial facility, likely a refinery or chemical plant. A tall, cylindrical metal smokestack or distillation column is the central focus, surrounded by complex scaffolding and structural steel. The sky is blue with scattered white clouds. In the foreground, some green foliage is visible at the bottom left.

Upgraded Line 3,
Nimbahera

Cementing pathways to shared progress

- **One of India's leading** cement and building products manufacturers
- **Partner in the nation's progress for over 45 years** with our products catering to infrastructure development needs
- Portfolio spans Grey Cement, White Cement (WhitemaxX) and value-added products like - **WallmaxX, GypsomaxX, TilemaxX, ShieldmaxX, Repairmaxx, SmoothmaxX and Wood Amore.**
- **Focused expansion programme, cost optimisation, utilisation ramp-up at new facilities and ability to capitalize on emerging opportunities** enable us to stay true to our purpose across economic cycles
- **Integrated cement manufacturing plants and split grinding units enjoy strategic locational advantage for their proximity to our captive limestone mines** and fly ash source respectively, and for being well connected to end-markets by road and rail networks.
- **Announced foray into Paint Business with Investment of Rs 600 crores** over a period of 5 years to take advantage of existing dealers / painters network of White Business and this will result in increased sales of Wall Putty also.



Strategically located manufacturing presence and future expansion

Our plants

Grey Cement

- A. Nimbahera, Chittorgarh (Rajasthan)
- B. Mangrol, Chittorgarh (Rajasthan)
- C. Muddapur, Bagalkot (Karnataka)
- D. Gotan, Nagaur (Rajasthan)
- E. Jharli, Jhajjar (Haryana)
- F. Aligarh (Uttar Pradesh)
- G. Balasinor (Gujarat)

White Cement

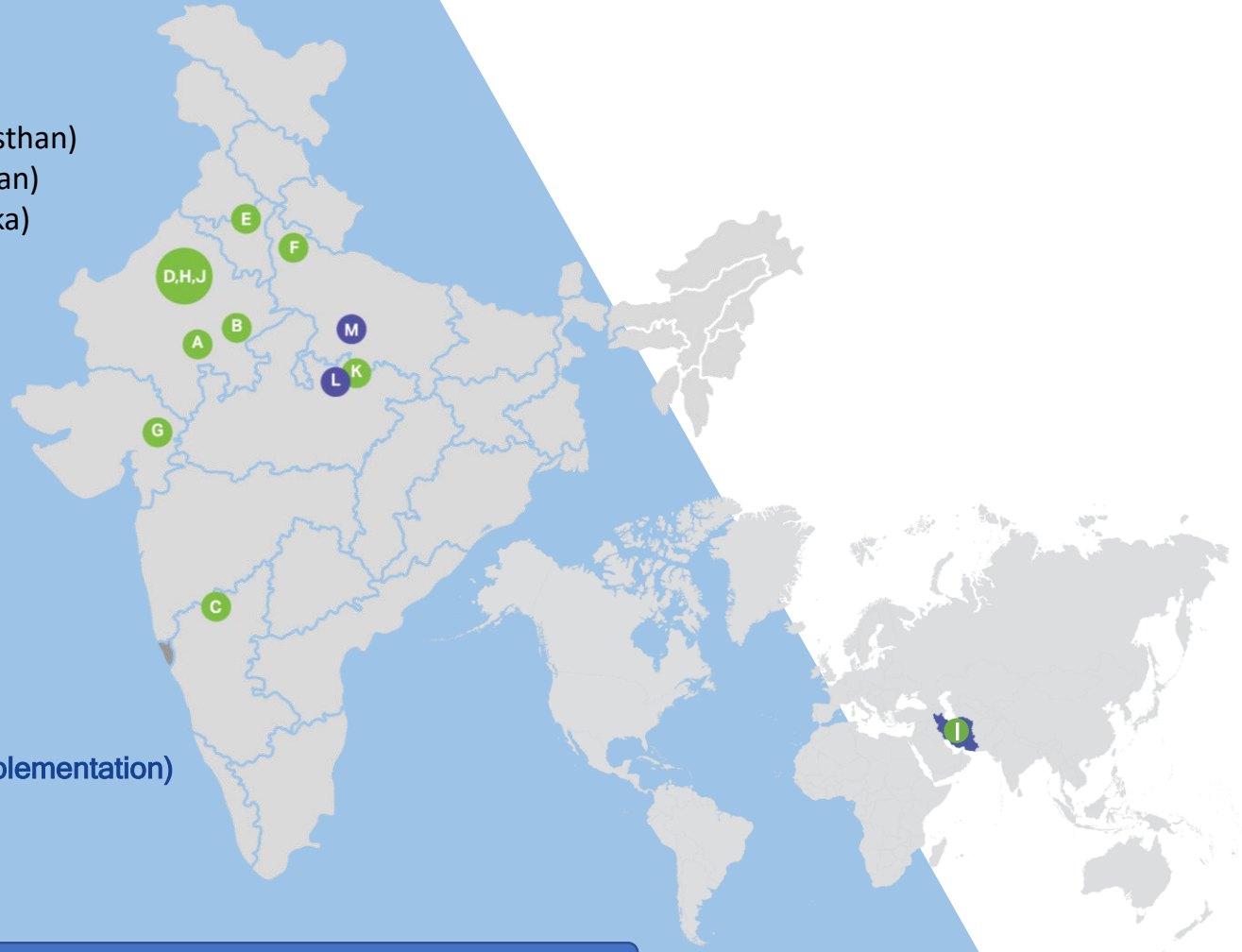
- H. Gotan, Nagaur (Rajasthan)
- I. Fujairah (UAE)

Wall Putty

- J. Gotan, Nagaur (Rajasthan)
- K. Katni (Madhya Pradesh)

Greenfield Expansion (Under Implementation)

- L. Panna, Madhya Pradesh*
- M. Hamirpur, Uttar Pradesh



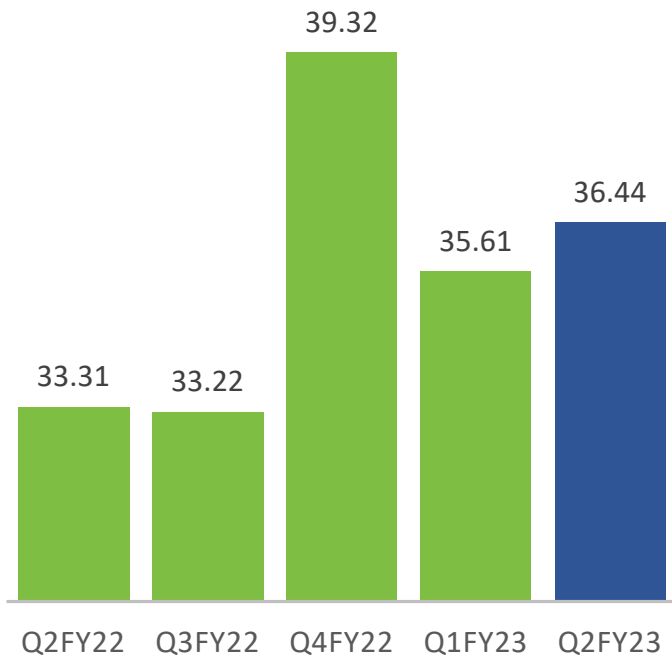
* 2 MTPA Cement Grinding & Packing System Commissioned at Panna on 2nd Nov'22.

Performance highlights



Volume growth (Overall)

Q2 FY23 - 9 % Growth over Q2 FY22



Key drivers on YOY basis (Grey Cement)

84% Capacity Utilization (7 % Up)

9% Increase in Volumes

5% Increase in Cement Realization per ton

65% Blending Ratio (3% Up)

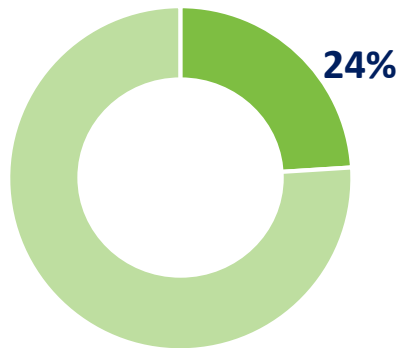
69% Trade Sales Mix (3% Up)

9% Premium Product Sales as % of Trade Sales
(3 % Up)

Key movement in costs in Q2FY23



LOGISTICS COST

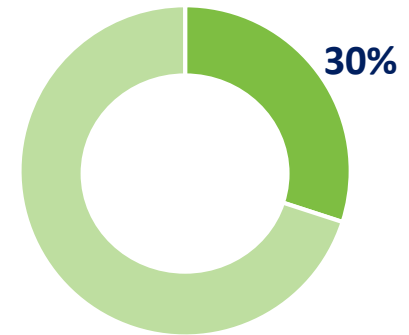


Rs. 1195 /M.T
4% up YOY

Increase in Lead Distance
& Diesel Prices



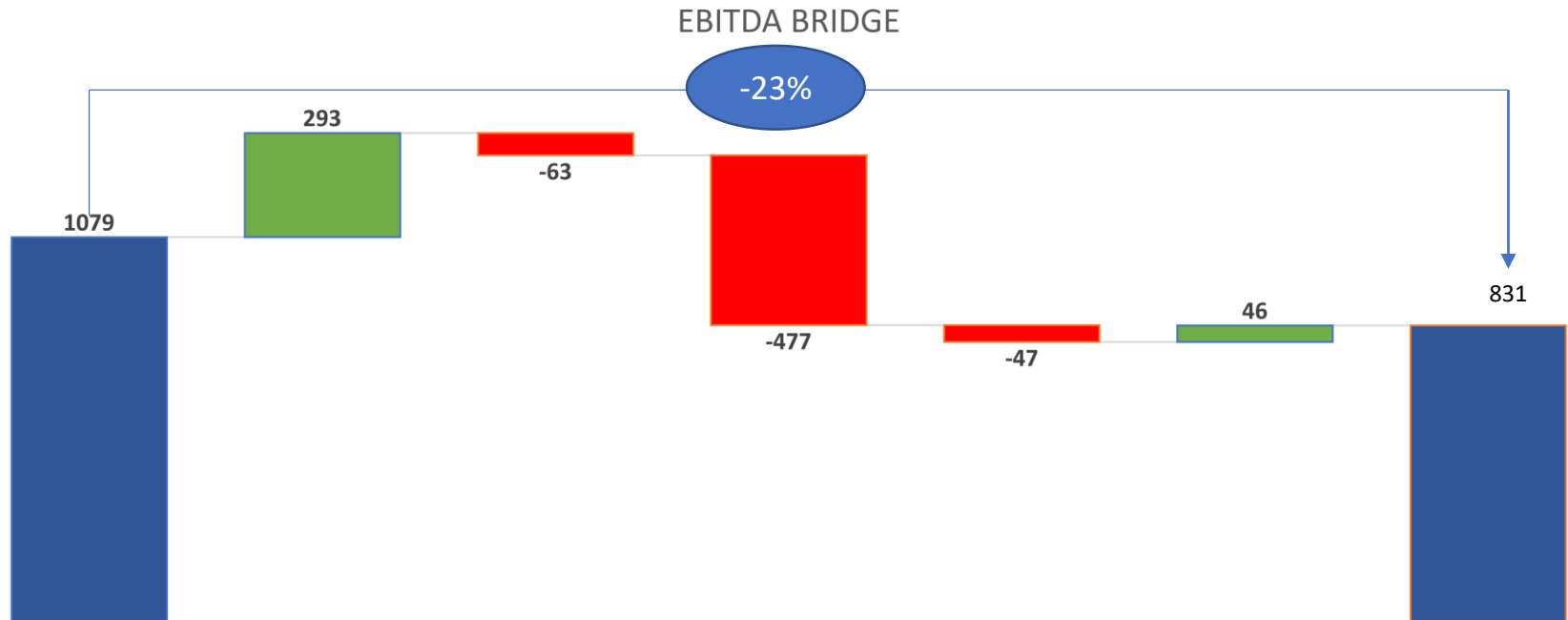
ENERGY COST



Rs.1510 /M.T
46 % up YOY

Increase in Pet coke
/Imported Coal Prices

EBITDA Waterfall Sep'22 Qtr.



Sep'21 Qtr.

NSR (incl. Op.
Income)

Raw Material (incl.
PSIT & Inventory).

Power &
Fuel

Freight &
Handling

Other
Expenses

Sep'22 Qtr.

Note: Other Expenses includes Employee cost as well & Raw Material includes PSIT & Inventory.

Expansion –Project Status

Expansion	Additional Capacity	Status Update	CAPEX till YTD Sep'22	Expected Date of Completion
Greenfield Expansion at Panna (IU) with Hamirpur(GU)	Grey cement plant of 4 MnTPA & WHR power generation of 22 MW	<p>Work is in progress as per schedule -</p> <ul style="list-style-type: none"> Panna - Cement Grinding & Packing System has been successfully commissioned and first dispatch done on 2nd Nov'22 .Clinkerisation process likely to start soon. Hamirpur – Work is in advanced stage .Unit is likely to commission shortly. Expenditure as on date is funded by borrowing of Rs 1218 crores and Rs 1326 crores from Internal Accruals. 	Rs.2544 crores	Dec'22

Expansion Plans

Increase In Cement Capacity by 5.5 MTPA

- A) Existing Units – The Cement capacity of Mangrol , Muddapur , Jharli & Aligarh Units would be increased by 0.5 MTPA each by various modifications .Thus overall capacity of existing units would be increased by 2 MTPA i.e. from 14.67 MTPA to 16.67 MTPA.
- B) Split Grinding Unit – New SGU having capacity of 1.5 MTPA would be set up in Ujjain .

In Wholly owned Subsidiary Jay Kay Cem (Central) Ltd –

- C) Clinker Capacity at Panna M.P – Clinker capacity at Panna would also be increased by 0.66 MTPA to meet out incremental clinker requirement.
- D) Split Grinding Unit – New SGU having capacity of 2.0 MTPA would be set up in Prayagraj .

The overall Cement Capacity of 5.5 MTPA would be implemented in phased manner in next two years with a total capital cost of Rs 1161 crores. (US\$26 per tonne)

Panna (IU) - Commissioning of Cement Grinding & Packing System on 2nd Nov'22 by Honourable Chief Minister of M.P Shri Shivraj Singh Chauhan





Financial Highlights - Quarterly

Particulars	Q2FY23	Q1FY23	QOQ	
Sales Volume (Lakhs M.T)*	36.44	35.61	2%	▲
Net Sales (Rs. Cr)	2088.93	2122.38	2%	▼
EBITDA (Rs. Cr)	302.60	404.89	25%	▼
EBITDA Margin	14.49%	19.08%	24%	▼
EBITDA (Rs. M.T)	831	1137	27%	▼

* Include Clinker Sale

Financial Highlights - Quarterly

Particulars	Q2FY23	Q2FY22	YOY	
Sales Volume (Lakhs M.T)*	36.44	33.31	9%	▲
Net Sales (Rs. Cr)	2088.93	1801.16	16%	▲
EBITDA (Rs. Cr)	302.60	359.31	16%	▼
EBITDA Margin	14.49%	19.95%	27%	▼
EBITDA (Rs. M.T)	831	1079	23%	▼

*Include Clinker Sales

Financial Highlights

- Q2FY23 vs Q1FY23

Particulars (Rs. Cr.)	Q2FY23	Q1FY23	QOQ	
Revenue from Operations	2142	2166	1%	▼
Other Income	23	22	3%	▲
Operating Expenses	1845	1766	4%	▲
Depreciation	90	90	-	▬
Finance Cost	62	62	1%	▼
Profit Before Tax	167	271	38%	▼
Provision for Tax	42	90	53%	▼
Profit After Tax	125	181	31%	▼
EPS in Rs	16.16	23.44	31%	▼
Net Sales	2089	2122	2%	▼
EBITDA	303	405	25%	▼
EBITDA Margin (%)	14.49%	19.08%	24%	▼

Financial Highlights

- Q2Y23 vs Q2FY22

Particulars (Rs. Cr.)	Q2FY23	Q1FY22	YOY	
Revenue from Operations	2142	1836	17%	▲
Other Income	23	48	52%	▼
Operating Expenses	1846	1507	22%	▲
Depreciation	90	69	31%	▲
Finance Cost	62	59	6%	▲
Profit Before Tax	167	249	33%	▼
Provision for Tax	42	80	47%	▼
Profit After Tax	125	169	26%	▼
EPS in Rs	16.16	21.85	26%	▼
Net Sales	2089	1801	16%	▲
EBITDA	303	359	16%	▼
EBIDTA Margin (%)	14.49%	19.95%	27%	▼

Financial Highlights - H1FY23 vs H1FY22

Particulars (Rs. Cr.)	H1FY23	H1FY22	YOY	
Revenue from Operations	4308	3469	24%	▲
Other Income	45	75	40%	▼
Operating Expenses	3611	2741	32%	▲
Depreciation	180	134	34%	▲
Finance Cost	124	115	8%	▲
Profit Before Tax	438	554	21%	▼
Provision for Tax	132	177	26%	▼
Profit After Tax	306	377	19%	▼
EPS in Rs	39.60	48.80	19%	▼
Net Sales	4211	3403	24%	▲
EBITDA	707	761	7%	▼
EBIDTA Margin (%)	16.80%	22.38%	25%	▼

Debt profile -Standalone

Particulars	As on 30 th Sep' 22	As on 31 st March 22
Gross Debt (Rs./Cr)	2686	2850
Cash (Rs./Cr)	977	1244
Net Debt (Rs/Cr)	1709	1606
Net Debt /EBITDA	1.15	1.05
Equity (Rs./Cr)	4444	4252
Net Debt/Equity	0.38	0.38

Debt profile -Consolidated

Particulars	As on 30 th Sep' 22	As on 31 st March 22
Gross Debt (Rs./Cr)	3953	3434
Cash (Rs./Cr)	1014	1284
Net Debt (Rs/Cr)	2939	2150
Equity (Rs./Cr)	4444	4252
Net Debt/Equity	0.66	0.51

Thank You

